

# County of Marin

# 2019-2020 Final Budget

Marin County Board of Supervisors

**KATHRIN SEARS**  
PRESIDENT, DISTRICT 3

**DAMON CONNOLLY**  
SUPERVISOR, DISTRICT 1

**KATIE RICE**  
SUPERVISOR, DISTRICT 2

**DENNIS RODONI**  
SUPERVISOR, DISTRICT 4


**JUDY ARNOLD**  
SUPERVISOR, DISTRICT 5

**MATTHEW H. HYMEL**  
COUNTY ADMINISTRATOR

**ROY GIVEN, CPA**  
DIRECTOR OF FINANCE

Image - Frank Lloyd Wright's Marin County Civic Center, San Rafael, California.





## DEPARTMENT OF FINANCE

Excellent and responsive fiscal leadership.

**Roy Given, C.P.A.**  
**Director of Finance**

**PHONE: (415) 473-6154 FAX: (415) 473-3680**

November 19, 2019

Board of Supervisors  
Marin County Civic Center  
San Rafael, CA 94903

Dear Board Members:

The Final Budget of Marin County for the fiscal year July 1, 2019 through June 30, 2020 that your Board adopted is presented in this document. Your Board adopted this budget following public hearings on June 17 and 18, 2019 with no changes to the Proposed Budget. The FY 2019-2020 Final Budget for County governmental and proprietary fund totals \$775,879,462, which funds 2,280 full-time equivalent positions. The FY 2019-2020 Final Budget for special districts totals \$46,997,283.

The County Budget sets forth the operating (how to spend) and financial (how to finance) plan for the provision of services to the citizens of the County by all governmental and proprietary funds of the County, dependent special districts and other agencies whose affairs and finances are under the supervision and control of the Board of Supervisors. Two charts that summarize County financing sources and appropriations follow this letter.

The Final Budget was compiled in accordance with the County Budget Act (Government Code §29000 et seq.) and presented in a format prescribed by the State Controller. The following budgetary information is included.

- All Funds Summary (Schedule 1)
- Governmental Funds Summary (Schedule 2)
- Fund Balance – Governmental Funds (Schedule 3)
- Obligated Fund Balances – By Governmental Funds (Schedule 4)
- Summary of Additional Financing Sources by Source and Fund – Governmental Funds (Schedule 5)
- Detail of Additional Financing Sources by Fund and Account - Governmental Funds (Schedule 6)
- Summary of Financing Uses by Function and Fund - Governmental Funds (Schedule 7)
- Detail of Financing Uses by Function, Activity and Budget Unit - Governmental Funds (Schedule 8)
- Financing Sources and Uses by Budget Unit by Object - Governmental Funds (Schedule 9)
- Road Fund Work Program Statement
- Operation of Internal Service Fund (Schedule 10)
- Operation of Enterprise Fund (Schedule 11)
- Special Districts and Other Agencies Summary – Non Enterprise (Schedule 12)
- Fund Balance – Special Districts and Other Agencies – Non Enterprise (Schedule 13)
- Special Districts and Other Agencies – Non Enterprise Obligated Fund Balances (Schedule 14)
- Special Districts and Other Agencies – Non Enterprise Financing Sources and Uses by Budget Unit by Object (Schedule 15)
- Supplemental Information including Personnel Allocation by Budget Center

We would like to thank the Board for its strong support and leadership in the budget development process. On behalf of all County departments and employees, we look forward to executing the County's FY 2019-2020 spending plan.

Respectfully Submitted,

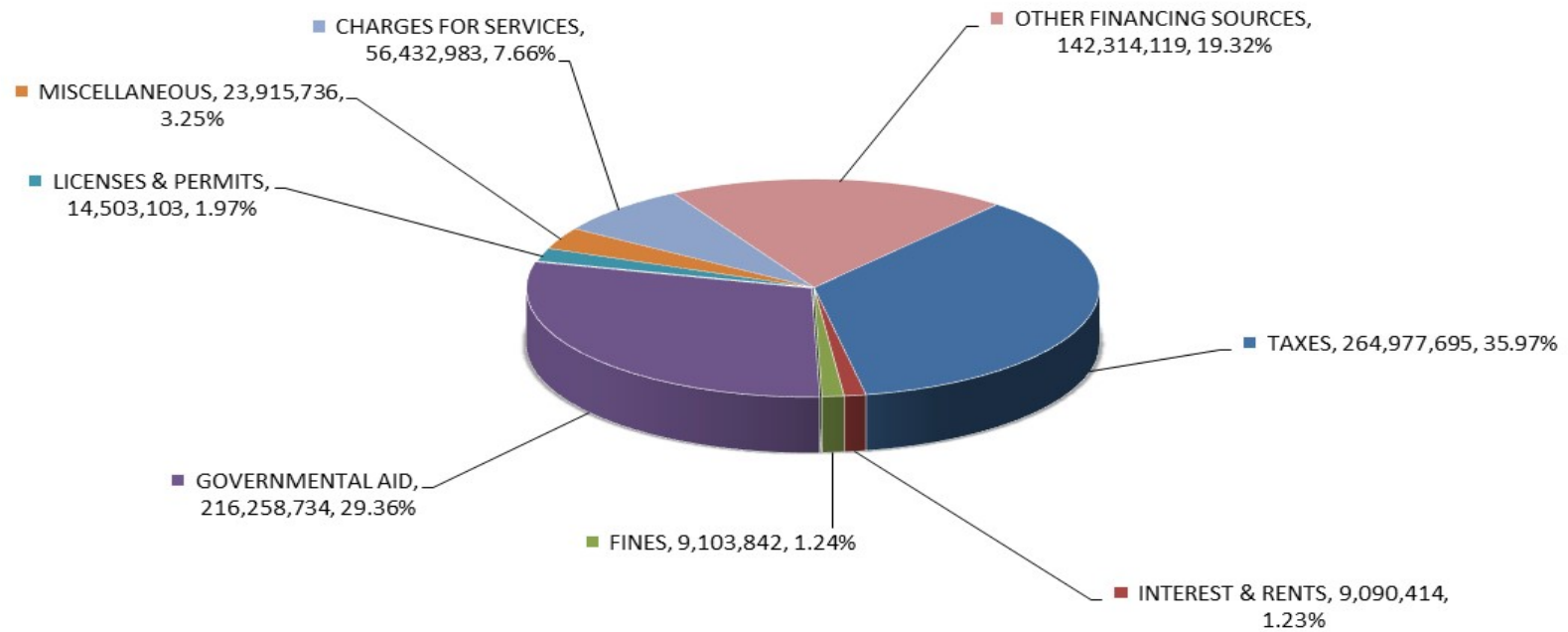
Roy Given  
Director of Finance

Matthew Hymel  
County Administrator

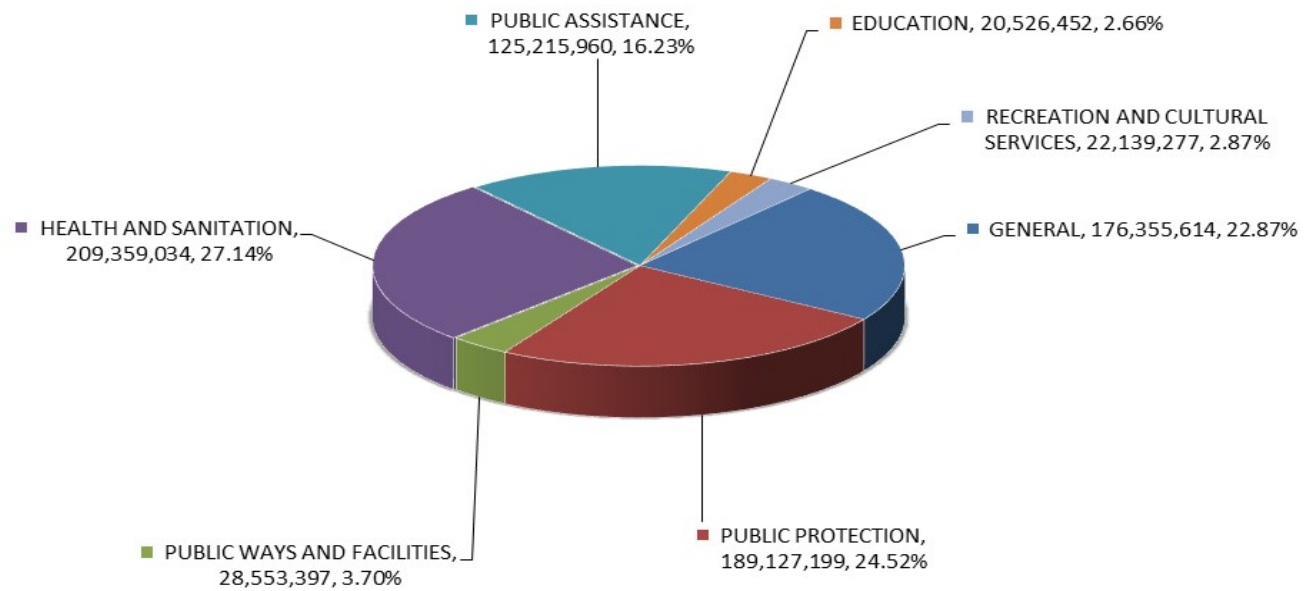


If you are a person with a disability and require information or materials in alternative formats (such as, Braille, large print, audiotape or CD-ROM), or if you require accommodation to participate in a county program, service or activity, please contact department staff at 415-473-6154; Voice/CRS dial 711.

**FY2019-20 ADOPTED BUDGET MEANS OF FINANCING BY MAJOR SOURCES FOR COUNTY GOVERNMENTAL AND PROPRIETARY FUNDS**  
**\$736,596,626**  
**(not including prior year fund balances)**



**FY2019-2020 ADOPTED BUDGET APPROPRIATIONS FOR COUNTY  
GOVERNMENTAL AND PROPRIETARY FUNDS BY MAJOR FUNCTIONS  
\$ 771,276,933  
(not including general contingency of \$4,602,529)**



# Table of Contents

---

Budget Letter from the Director of Finance	i
Means of Financing by Major Sources	iii
Appropriations by Major Functions	iv

## County Budget Forms

Schedule 1 - All Funds Summary	1
Schedule 2 - Governmental Funds Summary	2
Schedule 3 - Fund Balance – Governmental Funds	6
Schedule 4 - Obligated Fund Balances – by Governmental Funds	13
Schedule 5 - Summary of Additional Financing Sources by Source and Fund – Governmental Funds	21
Schedule 6 - Detail of Additional Financing Sources by Fund and Account – Governmental Funds	29
Schedule 7 - Summary of Financing Uses by Function and Fund – Governmental Funds	120
Schedule 8 - Detail of Financing Uses by Function, Activity and Budget Unit – Governmental Funds	126
Schedule 9 - Financing Sources and Uses by Budget Unit by Object – Governmental Funds	138
Road Fund Work Program Statement	199

## Proprietary Funds Budget Forms

Schedule 10 - Operation of Internal Service Fund	200
Schedule 11 - Operation of Enterprise Fund	203

## Special District Budget Forms

Schedule 12 - Special Districts and Other Agencies Summary – Non Enterprise	208
Schedule 13 - Fund Balance – Special Districts and Other Agencies – Non Enterprise	212
Schedule 14 - Special Districts and Other Agencies - Non Enterprise Obligated Fund Balances	216
Schedule 15 - Special Districts and Other Agencies - Non Enterprise Financing Sources and Uses by Budget Unit by Object	217

# Table of Contents

---

## Budget Unit Detail

100	Health and Human Services	138
200	Child Support Services	144
220	District Attorney's Office	145
230	Fire Department	147
240	Probation Department	149
250	Public Defender	150
260	Sheriff's Office	151
300	County Administrator's Office	154
310	Assessor-Recorder, County Clerk	158
320	Department of Finance	160
330	Board of Supervisors	162
340	County Counsel	163
350	Human Resources	165
360	Information Services	166
380	Retirement Department	167
390	Registrar of Voters - Elections	168
400	Community Development Agency	169
410	Public Works	173
500	Agricultural Weights and Measures	182
510	Farm Advisor/UC Coop Extension	183
520	Marin County Parks	184
530	Cultural Services	187
540	Marin County Free Library	189
653	Waste Management JPA	191
659	Marin County Open Space	192
738	Woodacre Creek Restoration	193
900	Non-Departmental	194

## Supplemental Information

Directory of Marin County Officials	262
Trends Relating to Property Taxes	263
County of Marin Personnel Allocation by Department	264



# *County Budget Forms*

---

**County of Marin**  
**All Funds Summary**  
**Fiscal Year 2019-20**

Fund Name	Total Financing Sources			Total Financing Uses			
	Fund Balance Available June 30, 2019	Decreases to Obligated Fund Balances	Additional Funding Sources	Total Financing Sources	Financing Uses	Increases to Obligated Fund Balances	Total Financing Uses
1	2	3	4	5	6	7	8
<b>Governmental Funds</b>							
General Fund	33,827,004	0	335,825,710	369,652,714	369,652,714	0	369,652,714
Special Revenue Funds	5,355,266	0	345,712,279	351,067,545	351,067,545	0	351,067,545
Capital Project Funds	0	0	17,519,087	17,519,087	17,519,087	0	17,519,087
Debt Service Funds	0	0	18,291,675	18,291,675	18,291,675	0	18,291,675
<b>Total Governmental Funds</b>	<b>39,182,270</b>	<b>0</b>	<b>717,348,751</b>	<b>756,531,021</b>	<b>756,531,021</b>	<b>0</b>	<b>756,531,021</b>
<b>Other Funds</b>							
Internal Service Funds	0	0	12,208,171	12,208,171	12,208,171	0	12,208,171
Enterprise Funds	100,566	0	7,039,704	7,140,270	7,140,270	0	7,140,270
Special Districts and Other Agencies	16,592,583	0	30,404,700	46,997,283	46,997,283	0	46,997,283
<b>Total Other Funds</b>	<b>16,693,149</b>	<b>0</b>	<b>49,652,575</b>	<b>66,345,724</b>	<b>66,345,724</b>	<b>0</b>	<b>66,345,724</b>
<b>Total All Funds</b>	<b>55,875,419</b>	<b>0</b>	<b>767,001,326</b>	<b>822,876,745</b>	<b>822,876,745</b>	<b>0</b>	<b>822,876,745</b>

**County of Marin**  
**Governmental Funds Summary**  
**Fiscal Year 2019-20**

Fund Name	Total Financing Sources			Total Financing Uses			
	Fund Balance Available June 30, 2019	Decreases to Obligated Fund Balances	Additional Funding Sources	Total Financing Sources	Financing Uses	Increases to Obligated Fund Balances	Total Financing Uses
1	2	3	4	5	6	7	8

**General Fund**

1000 General Fund	33,827,004	0	335,825,710	369,652,714	369,652,714	0	369,652,714
<b>Total General Fund</b>	<b>33,827,004</b>	<b>0</b>	<b>335,825,710</b>	<b>369,652,714</b>	<b>369,652,714</b>	<b>0</b>	<b>369,652,714</b>

**Special Revenue Funds**

2020 Electronic Recording Delivery Systems	0	0	60,000	60,000	60,000	0	60,000
2030 Records Modernization (GC 27361)	0	0	508,040	508,040	508,040	0	508,040
2040 Micrographics Conversion (GF 27361.4)	0	0	90,000	90,000	90,000	0	90,000
2050 Vital Records Modernization (SB 1535)	0	0	15,000	15,000	15,000	0	15,000
2060 SSN Truncation Program	0	0	71,060	71,060	71,060	0	71,060
2070 Planning In-Lieu Housing	0	0	700,047	700,047	700,047	0	700,047
2080 Building Inspection	536,256	0	3,789,964	4,326,220	4,326,220	0	4,326,220
2090 Environmental Health Services	617,653	0	4,270,283	4,887,936	4,887,936	0	4,887,936
2110 East Shore Wastewater Maintenance Fund	0	0	67,000	67,000	67,000	0	67,000
2120 Child Support Services	0	0	4,030,624	4,030,624	4,030,624	0	4,030,624
2140 High Tech Theft Apprehension & Prosecution (Cnty)	0	0	3,078,791	3,078,791	3,078,791	0	3,078,791
2150 MCERA Employees	0	0	3,118,902	3,118,902	3,118,902	0	3,118,902
2160 Road	116,242	0	11,911,286	12,027,528	12,027,528	0	12,027,528
2170 Survey Monument Preservation	0	0	20,000	20,000	20,000	0	20,000

**County of Marin**  
**Governmental Funds Summary**  
**Fiscal Year 2019-20**

Fund Name	Total Financing Sources			Total Financing Uses			
	Fund Balance Available June 30, 2019	Decreases to Obligated Fund Balances	Additional Funding Sources	Total Financing Sources	Financing Uses	Increases to Obligated Fund Balances	Total Financing Uses
1	2	3	4	5	6	7	8
2200 Roadway Impact Fees	0	0	750,000	750,000	750,000	0	750,000
2250 Zero Waste Public Outreach	0	0	20,000	20,000	20,000	0	20,000
2280 Hospital Preparedness Program (HPP)	0	0	514,448	514,448	514,448	0	514,448
2290 California Tobacco Control Program (CTCP)	0	0	613,589	613,589	613,589	0	613,589
2300 Domestic Violence (W&I 18305)	0	0	66,000	66,000	66,000	0	66,000
2310 Children's Trust (AB 2994)	0	0	23,400	23,400	23,400	0	23,400
2320 Social Services Realignment	0	0	18,144,685	18,144,685	18,144,685	0	18,144,685
2330 Health Services Realignment	0	0	9,061,942	9,061,942	9,061,942	0	9,061,942
2340 Health Program	0	0	915,053	915,053	915,053	0	915,053
2350 Emergency Medical Services (GC 76104)	0	0	765,255	765,255	765,255	0	765,255
2360 Mental Health Realignment	0	0	11,817,205	11,817,205	11,817,205	0	11,817,205
2370 Mental Health Program	0	0	200,000	200,000	200,000	0	200,000
2380 Mental Health Services Act (Prop 63)	1,403,795	0	15,886,984	17,290,779	17,290,779	0	17,290,779
2390 Substance Abuse Prevention and Treatment (SAPT)	0	0	2,010,347	2,010,347	2,010,347	0	2,010,347
2410 Realignment - CalWORKS MOE	0	0	1,773,410	1,773,410	1,773,410	0	1,773,410
2470 Marin County Library	1,085,728	0	16,934,123	18,019,851	18,019,851	0	18,019,851
2480 Marin County Free Library Measure A	0	0	2,672,800	2,672,800	2,672,800	0	2,672,800
2560 Measure A - Parks & Open Space	1,595,592	0	14,483,136	16,078,728	16,078,728	0	16,078,728
2570 Realignment - Juvenile Justice Crime Prevention	0	0	781,128	781,128	781,128	0	781,128
2580 Inmate Welfare Fund	0	0	212,471	212,471	212,471	0	212,471
2590 DMV Vehicle Theft (PC 9250.14)	0	0	111,407	111,407	111,407	0	111,407

**County of Marin**  
**Governmental Funds Summary**  
**Fiscal Year 2019-20**

Fund Name 1	Total Financing Sources			Total Financing Uses			
	Fund Balance Available June 30, 2019 2	Decreases to Obligated Fund Balances 3	Additional Funding Sources 4	Total Financing Sources 5	Financing Uses 6	Increases to Obligated Fund Balances 7	Total Financing Uses 8
2610 Crime Prevention - DCEP	0	0	15,000	15,000	15,000	0	15,000
2640 Auto Finger ID (GC 76102)	0	0	151,377	151,377	151,377	0	151,377
2670 Realignment - Public Safety	0	0	6,190,092	6,190,092	6,190,092	0	6,190,092
2680 Realignment - SB 1020	0	0	12,467,359	12,467,359	12,467,359	0	12,467,359
2690 Realignment - Juvenile Justice YOBG	0	0	856,614	856,614	856,614	0	856,614
2730 Criminal Justice Facilities (GC 76101)	0	0	450,000	450,000	450,000	0	450,000
2740 Real Estate Fraud (GC 27388)	0	0	219,022	219,022	219,022	0	219,022
2770 HUD HOME Prog Inc	0	0	742,490	742,490	742,490	0	742,490
2790 SB678 Community Correction Performance	0	0	1,170,899	1,170,899	1,170,899	0	1,170,899
2800 Health and Human Services Operating	0	0	185,908,583	185,908,583	185,908,583	0	185,908,583
2810 Fish and Wildlife Commission	0	0	46,930	46,930	46,930	0	46,930
2900 Health and Human Services Whole Person Care	0	0	5,000,000	5,000,000	5,000,000	0	5,000,000
2970 HUD CDBG Program	0	0	1,505,533	1,505,533	1,505,533	0	1,505,533
3440 TOT Measure W Fire Emergency Services	0	0	750,000	750,000	750,000	0	750,000
3450 TOT Measure W Community Housing	0	0	750,000	750,000	750,000	0	750,000
<b>Total Special Revenue Funds</b>	<b>5,355,266</b>	<b>0</b>	<b>345,712,279</b>	<b>351,067,545</b>	<b>351,067,545</b>	<b>0</b>	<b>351,067,545</b>

**Capital Project Funds**

1410 Courthouse Construction Fund (GC 76100)	0	0	355,000	355,000	355,000	0	355,000
1420 Miscellaneous Capital Projects	0	0	5,551,822	5,551,822	5,551,822	0	5,551,822
1430 Other Capital Projects - Road and Bridge	0	0	11,612,265	11,612,265	11,612,265	0	11,612,265

## County of Marin

### Governmental Funds Summary Fiscal Year 2019-20

Fund Name 1	Total Financing Sources			Total Financing Uses			
	Fund Balance Available June 30, 2019 2	Decreases to Obligated Fund Balances 3	Additional Funding Sources 4	Total Financing Sources 5	Financing Uses 6	Increases to Obligated Fund Balances 7	Total Financing Uses 8
<b>Total Capital Project Funds</b>	<b>0</b>	<b>0</b>	<b>17,519,087</b>	<b>17,519,087</b>	<b>17,519,087</b>	<b>0</b>	<b>17,519,087</b>
<b>Debt Service Funds</b>							
1600 2003 Pension Obligation Bonds	0	0	11,045,600	11,045,600	11,045,600	0	11,045,600
1610 Tobacco Securitization Bond	0	0	1,773,200	1,773,200	1,773,200	0	1,773,200
1680 2001 Certificates of Participation	0	0	905,000	905,000	905,000	0	905,000
1700 1915 Marshal #1 - East Shore Wastewater Project	0	0	58,500	58,500	58,500	0	58,500
1710 1915 Marshal #2 - East Shore Wastewater Project	0	0	37,600	37,600	37,600	0	37,600
1720 2015 Certificates of Participation	0	0	4,471,775	4,471,775	4,471,775	0	4,471,775
<b>Total Debt Service Funds</b>	<b>0</b>	<b>0</b>	<b>18,291,675</b>	<b>18,291,675</b>	<b>18,291,675</b>	<b>0</b>	<b>18,291,675</b>
<b>Total All Funds</b>	<b>39,182,270</b>	<b>0</b>	<b>717,348,751</b>	<b>756,531,021</b>	<b>756,531,021</b>	<b>0</b>	<b>756,531,021</b>

**Appropriations Limit:                   \$345,068,493**  
**Appropriations Subject to Limit:   \$224,166,268**

## County of Marin

### Fund Balance - Governmental Funds Fiscal Year 2019-20

Fund Name	Total Fund Balance June 30, 2019	Less: Obligated Fund Balances			Fund Balance Available June 30, 2019
		Encumbrances	Nonspendable, Restricted, and Committed	Assigned	
1	2	3	4	5	6

#### General Fund

1000 General Fund	175,382,581	7,388,304	61,317,296	72,849,977	33,827,004
1010 Miscellaneous Projects	59,246,251	44,332,759	0	14,913,492	0
<b>Total General Fund</b>	<b>234,628,832</b>	<b>51,721,063</b>	<b>61,317,296</b>	<b>87,763,469</b>	<b>33,827,004</b>

#### Special Revenue Funds

2010 Local Vital Health Statistics	0	0	0	0	0
2020 Electronic Recording Delivery Systems	0	0	0	0	0
2030 Records Modernization (GC 27361)	33,716	33,716	0	0	0
2040 Micrographics Conversion (GF 27361.4)	2,424	2,424	0	0	0
2050 Vital Records Modernization (SB 1535)	0	0	0	0	0
2060 SSN Truncation Program	0	0	0	0	0
2070 Planning In-Lieu Housing	33,289	33,289	0	0	0
2080 Building Inspection	1,383,926	311,414	0	536,256	536,256
2090 Environmental Health Services	1,393,853	158,547	0	617,653	617,653
2100 HUD Fund	5,062	5,062	0	0	0
2110 East Shore Wastewater Maintenance Fund	13,158	13,158	0	0	0
2120 Child Support Services	3,739	3,739	0	0	0
2130 DOJ Equitable Sharing Program	0	0	0	0	0
2140 High Tech Theft Apprehension & Prosecution (Cnty)	23,936	23,936	0	0	0
2150 MCERA Employees	0	0	0	0	0

# County of Marin

## Fund Balance - Governmental Funds Fiscal Year 2019-20

Fund Name 1	Total Fund Balance June 30, 2019 2	Less: Obligated Fund Balances			Fund Balance Available June 30, 2019 6
		Encumbrances 3	Nonspendable, Restricted, and Committed 4	Assigned 5	
2160 Road	241,491	9,007	0	116,242	116,242
2170 Survey Monument Preservation	0	0	0	0	0
2180 Tidelands Use Fees	0	0	0	0	0
2200 Roadway Impact Fees	0	0	0	0	0
2210 Traffic - Tamalpais Community Plan Area	0	0	0	0	0
2220 Traffic - Strawberry Interchange Plan	0	0	0	0	0
2230 Traffic - West Sir Francis Drake	0	0	0	0	0
2240 Traffic - Atherton Avenue Interchange	0	0	0	0	0
2250 Zero Waste Public Outreach	0	0	0	0	0
2260 Non-Motorized Transportation Plan (NTPP)	0	0	0	0	0
2270 Off-Highway Motor Vehicle Trails (VC 42204)	0	0	0	0	0
2280 Hospital Preparedness Program (HPP)	0	0	0	0	0
2290 California Tobacco Control Program (CTCP)	0	0	0	0	0
2300 Domestic Violence (W&I 18305)	0	0	0	0	0
2310 Children's Trust (AB 2994)	0	0	0	0	0
2320 Social Services Realignment	0	0	0	0	0
2330 Health Services Realignment	0	0	0	0	0
2340 Health Program	0	0	0	0	0
2350 Emergency Medical Services (GC 76104)	0	0	0	0	0
2360 Mental Health Realignment	0	0	0	0	0
2370 Mental Health Program	0	0	0	0	0
2380 Mental Health Services Act (Prop 63)	29,517,964	879,463	0	27,234,706	1,403,795
2390 Substance Abuse Prevention and Treatment (SAPT)	0	0	0	0	0
2410 Realignment - CalWORKS MOE	0	0	0	0	0



## County of Marin

### Fund Balance - Governmental Funds Fiscal Year 2019-20

Fund Name 1	Total Fund Balance June 30, 2019 2	Less: Obligated Fund Balances			Fund Balance Available June 30, 2019 6
		Encumbrances 3	Nonspendable, Restricted, and Committed 4	Assigned 5	
2420 DHCS Intergovernmental Transfer Agreement	589,019	589,019	0	0	0
2430 Vital Statistics (SB 1535)	0	0	0	0	0
2440 Andrea Fox Fund	0	0	0	0	0
2450 Child Car Seat Program	0	0	0	0	0
2460 POST - Death Certificates	0	0	0	0	0
2470 Marin County Library	2,910,110	222,963	0	1,601,419	1,085,728
2480 Marin County Free Library Measure A	314,783	43,236	0	271,547	0
2490 Marin County Library Trust	0	0	0	0	0
2500 Bolinas Library Trust	0	0	0	0	0
2510 Corte Madera Library - A. Cello Fund	0	0	0	0	0
2520 California Room Trust - Watkins Estate	0	0	0	0	0
2530 Stinson Beach Library Trust	0	0	0	0	0
2550 Luiz Ranch Endowment	0	0	0	0	0
2560 Measure A - Parks & Open Space	26,557,316	2,365,641	2,688,633	19,907,450	1,595,592
2570 Realignment - Juvenile Justice Crime Prevention	0	0	0	0	0
2580 Inmate Welfare Fund	0	0	0	0	0
2590 DMV Vehicle Theft (PC 9250.14)	0	0	0	0	0
2600 Suppl Lcl Law Enf - Rural Counties and COPS	0	0	0	0	0
2610 Crime Prevention - DCEP	0	0	0	0	0
2620 Writ Fee (GC 26746)	0	0	0	0	0
2630 Asset Forfeiture	0	0	0	0	0
2640 Auto Finger ID (GC 76102)	0	0	0	0	0
2650 Local Law Enforcement Block Grant	0	0	0	0	0
2660 Civil Paper Service Fee (GC 26731)	0	0	0	0	0

# County of Marin

## Fund Balance - Governmental Funds Fiscal Year 2019-20

Fund Name 1	Total Fund Balance June 30, 2019 2	Less: Obligated Fund Balances			Fund Balance Available June 30, 2019 6
		Encumbrances 3	Nonspendable, Restricted, and Committed 4	Assigned 5	
2670 Realignment - Public Safety	6,074,632	537,368	5,537,264	0	0
2680 Realignment - SB 1020	7,752,663	0	0	7,752,663	0
2690 Realignment - Juvenile Justice YOBG	117,537	117,537	0	0	0
2700 Countywide Grants	36,875	36,875	0	0	0
2720 Dispute Resolution (BP 470.3)	0	0	0	0	0
2730 Criminal Justice Facilities (GC 76101)	0	0	0	0	0
2740 Real Estate Fraud (GC 27388)	0	0	0	0	0
2770 HUD HOME Prog Inc	0	0	0	0	0
2780 Treasury AFMLS - Equitable Sharing Prgm	0	0	0	0	0
2790 SB678 Community Correction Performance	174,372	174,372	0	0	0
2800 Health and Human Services Operating	14,863,613	11,983,948	0	2,879,665	0
2810 Fish and Wildlife Commission	0	0	0	0	0
2820 Roadway Impact Fees	0	0	0	0	0
2830 Supplemental Law Enf - COPS	0	0	0	0	0
2840 Asset Forfeiture	0	0	0	0	0
2850 Asset Forfeiture	0	0	0	0	0
2860 Asset Forfeiture	0	0	0	0	0
2870 Asset Forfeiture	0	0	0	0	0
2880 Asset Forfeiture	0	0	0	0	0
2890 Zimmer Family Trust	0	0	0	0	0
2900 Health and Human Services Whole Person Care	2,956,910	2,446,910	0	510,000	0
2920 Welfare Trust	0	0	0	0	0
2930 Marin Transportation Project	0	0	0	0	0
2940 Traffic Impact Lucas	0	0	0	0	0

**County of Marin**  
**Fund Balance - Governmental Funds**  
**Fiscal Year 2019-20**

Fund Name	Total Fund Balance June 30, 2019	Less: Obligated Fund Balances			Fund Balance Available June 30, 2019
		Encumbrances	Nonspendable, Restricted, and Committed	Assigned	
1	2	3	4	5	6
2950 Traffic Mitigation Misc	0	0	0	0	0
2960 Northgate Activity CTR Plan	0	0	0	0	0
2970 HUD CDBG Program	0	0	0	0	0
2980 Health and Human Services Grants	0	0	0	0	0
3370 Woodacre Creek	0	0	0	0	0
3390 WsteMgmtJPA-WstMarin	0	0	0	0	0
3420 PLANNING FIN MAP PLAN CK FEE	0	0	0	0	0
3430 RESTRICTED AFFORDABLE HOUSING	0	0	0	0	0
3440 TOT Measure W Fire Emergency Services	0	0	0	0	0
3450 TOT Measure W Community Housing	0	0	0	0	0
6210 Trails Legacy	0	0	0	0	0
6220 Fishnet 4C	0	0	0	0	0
6250 CSA #23 Terra Linda Area	0	0	0	0	0
6260 CSA #25 San Marin Area	0	0	0	0	0
6270 Affordable Housing Fund	0	0	0	0	0
6280 Marin Transport Proj	0	0	0	0	0
6290 Transport Imprv Fee	0	0	0	0	0
6300 DevelFee-TrfcMitigat	0	0	0	0	0
6310 Traffic N. GateActiv	0	0	0	0	0
6320 BASWMAA-RegAdCampagn	0	0	0	0	0
6340 Alcohol and Drug Program	0	0	0	0	0
6360 Pt Reyes Vist Fac Tr	0	0	0	0	0
6370 Marin WildlifeGrants	0	0	0	0	0
6380 Plan'g- In-lieuParks	0	0	0	0	0

**County of Marin**  
**Fund Balance - Governmental Funds**  
**Fiscal Year 2019-20**

Fund Name 1	Total Fund Balance June 30, 2019 2	Less: Obligated Fund Balances			Fund Balance Available June 30, 2019 6
		Encumbrances 3	Nonspendable, Restricted, and Committed 4	Assigned 5	
6390 FinalMap&PlanChckFee	0	0	0	0	0
6400 Transit Ticket Sales	0	0	0	0	0
6410 Welfare Program	0	0	0	0	0
6440 SpclCircumstnPC987.9	0	0	0	0	0
6450 AutomatWrntVC40508.5	0	0	0	0	0
6460 Miller Pk Boat Launch	0	0	0	0	0
6470 Black Point Boat Launch	0	0	0	0	0
6480 McInnis Park Golf Deposit	0	0	0	0	0
6500 Stafford Lake Trust	0	0	0	0	0
6520 Asset Forfeiture	0	0	0	0	0
<b>Total Special Revenue Funds</b>	95,000,388	19,991,624	8,225,897	61,427,601	5,355,266
<b>Capital Project Funds</b>					
1410 Courthouse Construction Fund (GC 76100)	0	0	0	0	0
1420 Miscellaneous Capital Projects	11,298,422	1,728,791	0	9,569,631	0
1430 Other Capital Projects - Road and Bridge	7,460,860	4,560,860	0	2,900,000	0
1440 COP Projects	14,476,033	14,476,033	0	0	0
<b>Total Capital Project Funds</b>	33,235,315	20,765,684	0	12,469,631	0
<b>Debt Service Funds</b>					
1600 2003 Pension Obligation Bonds	0	0	0	0	0
1610 Tobacco Securitization Bond	0	0	0	0	0
1630 ConsolReasmtBds-Prpy	0	0	0	0	0

## County of Marin

### Fund Balance - Governmental Funds Fiscal Year 2019-20

Fund Name 1	Total Fund Balance June 30, 2019 2	Less: Obligated Fund Balances			Fund Balance Available June 30, 2019 6
		Encumbrances 3	Nonspendable, Restricted, and Committed 4	Assigned 5	
1660 MCOS SlpyHlwBondsDSF	0	0	0	0	0
1680 2001 Certificates of Participation	0	0	0	0	0
1690 2010 Certificates of Participation	0	0	0	0	0
1700 1915 Marshal #1 - East Shore Wastewater Project	0	0	0	0	0
1710 1915 Marshal #2 - East Shore Wastewater Project	0	0	0	0	0
1720 2015 Certificates of Participation	0	0	0	0	0
<b>Total Debt Service Funds</b>	0	0	0	0	0
<b>Total Governmental Funds</b>	362,864,535	92,478,371	69,543,193	161,660,701	39,182,270

## County of Marin

### Obligated Fund Balances - By Governmental Funds Fiscal Year 2019-20

Fund Name and Fund Balance Description	Obligated Fund Balances June 30, 2019	Decreases or Cancellations		Increases or New Obligated Fund Balances		Total Obligated Fund Balances for the Year
		Recommended	Adopted by the Board of Supervisors	Recommended	Adopted by the Board of Supervisors	
1	2	3	4	5	6	7

**General Fund**

**1000 General Fund**

**Committed**

320520 COMMITTED FUND BAL-GEN LIAB	9,390,000	0	0	0	0	9,390,000
320525 COM FUND BAL-ONETME CAP PRJ	9,071,981	0	0	0	0	9,071,981
320530 COMMITTED FD BAL-STATE FED BDGT	5,803,954	0	0	0	0	5,803,954
320535 COMMITTED FD BAL-CONTRACTS	3,000,000	0	0	0	0	3,000,000
320545 COM FD BAL-COUNTYWIDE PROJ	4,051,361	0	0	0	0	4,051,361
320555 COM FD BAL-ECNOMIC UNCERT	30,000,000	0	0	0	0	30,000,000
<b>Total Committed</b>	<b>61,317,296</b>	<b>0</b>	<b>0</b>	<b>0</b>	<b>0</b>	<b>61,317,296</b>

**Assigned**

330310 ASSIGNED FUND BALANCE	0	0	0	0	0	0
330311 REQUIRED USE OF FUND BALANCE	33,827,004	0	0	0	0	33,827,004
330312 DESIGNATED FB - FACILITY IMPR	11,100,000	0	0	0	0	11,100,000
330320 ASSIGNED FD BAL-ADMIN DESIG	16,881,584	0	0	0	0	16,881,584
330325 ASSIGNED FD BAL-VEHICLE REPL	55,000	0	0	0	0	55,000
330330 ASSIGNED FD BAL - RADIO REPL	929,481	0	0	0	0	929,481
330335 ASSIGNED FD BAL-ELEC EQUIP	206,908	0	0	0	0	206,908
330340 ASSIGNED FD BAL-MATCH CC IMPR	950,000	0	0	0	0	950,000

## County of Marin

### Obligated Fund Balances - By Governmental Funds Fiscal Year 2019-20

Fund Name and Fund Balance Description 1	Obligated Fund Balances June 30, 2019 2	Decreases or Cancellations		Increases or New Obligated Fund Balances		Total Obligated Fund Balances for the Year 7
		Recommended 3	Adopted by the Board of Supervisors 4	Recommended 5	Adopted by the Board of Supervisors 6	
330345 ASSIGNED FD BAL-PENSION STB RS	8,900,000	0	0	0	0	8,900,000
<b>Total Assigned</b>	<b>72,849,977</b>	<b>0</b>	<b>0</b>	<b>0</b>	<b>0</b>	<b>72,849,977</b>
<b>Total 1000 General Fund</b>	<b>134,167,273</b>	<b>0</b>	<b>0</b>	<b>0</b>	<b>0</b>	<b>134,167,273</b>
<b>1010 Miscellaneous Projects</b>						
<b>Assigned</b>						
330310 ASSIGNED FUND BALANCE	0	0	0	0	0	0
330311 REQUIRED USE OF FUND BALANCE	14,070,854	0	0	0	0	14,070,854
330320 ASSIGNED FD BAL-ADMIN DESIG	842,638	0	0	0	0	842,638
<b>Total Assigned</b>	<b>14,913,492</b>	<b>0</b>	<b>0</b>	<b>0</b>	<b>0</b>	<b>14,913,492</b>
<b>Total 1010 Miscellaneous Projects</b>	<b>14,913,492</b>	<b>0</b>	<b>0</b>	<b>0</b>	<b>0</b>	<b>14,913,492</b>
<b>Total General Fund</b>	<b>149,080,765</b>	<b>0</b>	<b>0</b>	<b>0</b>	<b>0</b>	<b>149,080,765</b>

## County of Marin

### Obligated Fund Balances - By Governmental Funds Fiscal Year 2019-20

Fund Name and Fund Balance Description 1	Obligated Fund Balances June 30, 2019 2	Decreases or Cancellations		Increases or New Obligated Fund Balances		Total Obligated Fund Balances for the Year 7
		Recommended 3	Adopted by the Board of Supervisors 4	Recommended 5	Adopted by the Board of Supervisors 6	

#### Special Revenue Funds

#### 2080 Building Inspection

##### Assigned

330310 ASSIGNED FUND BALANCE	0	0	0	0	0	0
330311 REQUIRED USE OF FUND BALANCE	536,256	0	0	0	0	536,256
<b>Total Assigned</b>	<b>536,256</b>	<b>0</b>	<b>0</b>	<b>0</b>	<b>0</b>	<b>536,256</b>
<b>Total 2080 Building Inspection</b>	<b>536,256</b>	<b>0</b>	<b>0</b>	<b>0</b>	<b>0</b>	<b>536,256</b>

#### 2090 Environmental Health Services

##### Assigned

330310 ASSIGNED FUND BALANCE	0	0	0	0	0	0
330311 REQUIRED USE OF FUND BALANCE	617,653	0	0	0	0	617,653
<b>Total Assigned</b>	<b>617,653</b>	<b>0</b>	<b>0</b>	<b>0</b>	<b>0</b>	<b>617,653</b>
<b>Total 2090 Environmental Health Services</b>	<b>617,653</b>	<b>0</b>	<b>0</b>	<b>0</b>	<b>0</b>	<b>617,653</b>

#### 2160 Road

##### Assigned

330310 ASSIGNED FUND BALANCE	0	0	0	0	0	0
330311 REQUIRED USE OF FUND BALANCE	116,242	0	0	0	0	116,242
<b>Total Assigned</b>	<b>116,242</b>	<b>0</b>	<b>0</b>	<b>0</b>	<b>0</b>	<b>116,242</b>
<b>Total 2160 Road</b>	<b>116,242</b>	<b>0</b>	<b>0</b>	<b>0</b>	<b>0</b>	<b>116,242</b>



## County of Marin

### Obligated Fund Balances - By Governmental Funds Fiscal Year 2019-20

Fund Name and Fund Balance Description 1	Obligated Fund Balances June 30, 2019 2	Decreases or Cancellations		Increases or New Obligated Fund Balances		Total Obligated Fund Balances for the Year 7
		Recommended 3	Adopted by the Board of Supervisors 4	Recommended 5	Adopted by the Board of Supervisors 6	

**2200 Roadway Impact Fees**

<b>Assigned</b>						
330310 ASSIGNED FUND BALANCE	0	0	0	0	0	0
330311 REQUIRED USE OF FUND BALANCE	0	0	0	0	0	0
<b>Total Assigned</b>	<b>0</b>	<b>0</b>	<b>0</b>	<b>0</b>	<b>0</b>	<b>0</b>
<b>Total 2200 Roadway Impact Fees</b>	<b>0</b>	<b>0</b>	<b>0</b>	<b>0</b>	<b>0</b>	<b>0</b>

**2380 Mental Health Services Act (Prop 63)**

<b>Assigned</b>						
330311 REQUIRED USE OF FUND BALANCE	1,403,795	0	0	0	0	1,403,795
330315 RESTR FD BAL- PRUDENT RES	2,175,490	0	0	0	0	2,175,490
330316 RESTR FB - COM SVCS SUPR (CSS)	14,499,121	0	0	0	0	14,499,121
330317 RESTR FB PREV EARLY INT - PEI	2,611,111	0	0	0	0	2,611,111
330318 RESTR FND BAL - PEI (TTAC)	0	0	0	0	0	0
330319 RESTR FB - CAPITAL INF TCH	1,595,344	0	0	0	0	1,595,344
330324 RESTRICTED - INNOVATION	2,436,395	0	0	0	0	2,436,395
330326 RESTR FB - WRKFRC ED TRN-WET	998,869	0	0	0	0	998,869
330328 RESTRICTED FUND BAL MHSA HOUS	1,514,581	0	0	0	0	1,514,581
<b>Total Assigned</b>	<b>27,234,706</b>	<b>0</b>	<b>0</b>	<b>0</b>	<b>0</b>	<b>27,234,706</b>
<b>Total 2380 Mental Health Services Act (Prop 63)</b>	<b>27,234,706</b>	<b>0</b>	<b>0</b>	<b>0</b>	<b>0</b>	<b>27,234,706</b>

**2470 Marin County Library**

## County of Marin

### Obligated Fund Balances - By Governmental Funds Fiscal Year 2019-20

Fund Name and Fund Balance Description 1	Obligated Fund Balances June 30, 2019 2	Decreases or Cancellations		Increases or New Obligated Fund Balances		Total Obligated Fund Balances for the Year 7
		Recommended 3	Adopted by the Board of Supervisors 4	Recommended 5	Adopted by the Board of Supervisors 6	

**Assigned**

330310 ASSIGNED FUND BALANCE	0	0	0	0	0	0
330311 REQUIRED USE OF FUND BALANCE	1,085,728	0	0	0	0	1,085,728
330321 DESIG FB LIBRARY ELEC DATABASE	5,623	0	0	0	0	5,623
330322 DESIGNATED - LIBRARY AUTOMATN	149,724	0	0	0	0	149,724
330323 DESIGNATED - LIBRARY FUND	360,344	0	0	0	0	360,344
330325 ASSIGNED FD BAL-VEHICLE REPL	0	0	0	0	0	0
<b>Total Assigned</b>	<b>1,601,419</b>	<b>0</b>	<b>0</b>	<b>0</b>	<b>0</b>	<b>1,601,419</b>
<b>Total 2470 Marin County Library</b>	<b>1,601,419</b>	<b>0</b>	<b>0</b>	<b>0</b>	<b>0</b>	<b>1,601,419</b>

**2480 Marin County Free Library Measure A**

**Assigned**

330311 REQUIRED USE OF FUND BALANCE	271,547	0	0	0	0	271,547
<b>Total Assigned</b>	<b>271,547</b>	<b>0</b>	<b>0</b>	<b>0</b>	<b>0</b>	<b>271,547</b>
<b>Total 2480 Marin County Free Library Measure A</b>	<b>271,547</b>	<b>0</b>	<b>0</b>	<b>0</b>	<b>0</b>	<b>271,547</b>

**2560 Measure A - Parks & Open Space**

**Committed**

320525 COM FUND BAL-ONETME CAP PRJ	2,688,633	0	0	0	0	2,688,633
<b>Total Committed</b>	<b>2,688,633</b>	<b>0</b>	<b>0</b>	<b>0</b>	<b>0</b>	<b>2,688,633</b>

**Assigned**

## County of Marin

### Obligated Fund Balances - By Governmental Funds Fiscal Year 2019-20

Fund Name and Fund Balance Description 1	Obligated Fund Balances June 30, 2019 2	Decreases or Cancellations		Increases or New Obligated Fund Balances		Total Obligated Fund Balances for the Year 7
		Recommended 3	Adopted by the Board of Supervisors 4	Recommended 5	Adopted by the Board of Supervisors 6	
320526 ASSINGED FUND BAL-ONETME CAP PRJ	3,608,206	0	0	0	0	3,608,206
330310 ASSIGNED FUND BALANCE	0	0	0	0	0	0
330311 REQUIRED USE OF FUND BALANCE	1,595,592	0	0	0	0	1,595,592
330320 ASSIGNED FD BAL-ADMIN DESIG	14,703,652	0	0	0	0	14,703,652
<b>Total Assigned</b>	<b>19,907,450</b>	<b>0</b>	<b>0</b>	<b>0</b>	<b>0</b>	<b>19,907,450</b>
<b>Total 2560 Measure A - Parks &amp; Open Space</b>	<b>22,596,083</b>	<b>0</b>	<b>0</b>	<b>0</b>	<b>0</b>	<b>22,596,083</b>
<b>2670 Realignment - Public Safety</b>						
<b>Committed</b>						
320555 COM FD BAL-ECNOMIC UNCERT	5,537,264	0	0	0	0	5,537,264
<b>Total Committed</b>	<b>5,537,264</b>	<b>0</b>	<b>0</b>	<b>0</b>	<b>0</b>	<b>5,537,264</b>
<b>Assigned</b>						
330311 REQUIRED USE OF FUND BALANCE	0	0	0	0	0	0
<b>Total Assigned</b>	<b>0</b>	<b>0</b>	<b>0</b>	<b>0</b>	<b>0</b>	<b>0</b>
<b>Total 2670 Realignment - Public Safety</b>	<b>5,537,264</b>	<b>0</b>	<b>0</b>	<b>0</b>	<b>0</b>	<b>5,537,264</b>
<b>2680 Realignment - SB 1020</b>						
<b>Assigned</b>						
330351 RESTRICTED FUND BALANCE - BH	7,539,177	0	0	0	0	7,539,177
330352 RESTRICTED FUND BALANCE - SS	36,061	0	0	0	0	36,061
330353 RESTRICTED FUND BALANCE - DA	177,425	0	0	0	0	177,425

## County of Marin

### Obligated Fund Balances - By Governmental Funds Fiscal Year 2019-20

Fund Name and Fund Balance Description 1	Obligated Fund Balances June 30, 2019 2	Decreases or Cancellations		Increases or New Obligated Fund Balances		Total Obligated Fund Balances for the Year 7
		Recommended 3	Adopted by the Board of Supervisors 4	Recommended 5	Adopted by the Board of Supervisors 6	
<b>Total Assigned</b>	7,752,663	0	0	0	0	7,752,663
<b>Total 2680 Realignment - SB 1020</b>	7,752,663	0	0	0	0	7,752,663
<b>2800 Health and Human Services Operating</b>						
<b>Assigned</b>						
330320 ASSIGNED FD BAL-ADMIN DESIG	2,879,665	0	0	0	0	2,879,665
<b>Total Assigned</b>	2,879,665	0	0	0	0	2,879,665
<b>Total 2800 Health and Human Services Operating</b>	2,879,665	0	0	0	0	2,879,665
<b>2900 Health and Human Services Whole Person Care</b>						
<b>Assigned</b>						
330320 ASSIGNED FD BAL-ADMIN DESIG	510,000	0	0	0	0	510,000
<b>Total Assigned</b>	510,000	0	0	0	0	510,000
<b>Total 2900 Health and Human Services Whole Person C</b>	510,000	0	0	0	0	510,000
<b>Total Special Revenue Funds</b>	69,653,498	0	0	0	0	69,653,498

## County of Marin

### Obligated Fund Balances - By Governmental Funds Fiscal Year 2019-20

Fund Name and Fund Balance Description	Obligated Fund Balances June 30, 2019	Decreases or Cancellations		Increases or New Obligated Fund Balances		Total Obligated Fund Balances for the Year
		Recommended	Adopted by the Board of Supervisors	Recommended	Adopted by the Board of Supervisors	
1	2	3	4	5	6	7

#### Capital Project Funds

##### 1420 Miscellaneous Capital Projects

###### Assigned

330310 ASSIGNED FUND BALANCE	0	0	0	0	0	0
330311 REQUIRED USE OF FUND BALANCE	8,206,981	0	0	0	0	8,206,981
330320 ASSIGNED FD BAL-ADMIN DESIG	1,362,650	0	0	0	0	1,362,650
<b>Total Assigned</b>	<b>9,569,631</b>	<b>0</b>	<b>0</b>	<b>0</b>	<b>0</b>	<b>9,569,631</b>
<b>Total 1420 Miscellaneous Capital Projects</b>	<b>9,569,631</b>	<b>0</b>	<b>0</b>	<b>0</b>	<b>0</b>	<b>9,569,631</b>

##### 1430 Other Capital Projects - Road and Bridge

###### Assigned

330320 ASSIGNED FD BAL-ADMIN DESIG	2,900,000	0	0	0	0	2,900,000
330331 Restricted for Grant Match	0	0	0	0	0	0
<b>Total Assigned</b>	<b>2,900,000</b>	<b>0</b>	<b>0</b>	<b>0</b>	<b>0</b>	<b>2,900,000</b>
<b>Total 1430 Other Capital Projects - Road and Bridge</b>	<b>2,900,000</b>	<b>0</b>	<b>0</b>	<b>0</b>	<b>0</b>	<b>2,900,000</b>
<b>Total Capital Project Funds</b>	<b>12,469,631</b>	<b>0</b>	<b>0</b>	<b>0</b>	<b>0</b>	<b>12,469,631</b>

<b>Total Governmental Funds</b>	<b>231,203,894</b>	<b>0</b>	<b>0</b>	<b>0</b>	<b>0</b>	<b>231,203,894</b>
---------------------------------	--------------------	----------	----------	----------	----------	--------------------

## County of Marin

### Summary of Additional Financing Sources by Source and Fund Governmental Funds Fiscal Year 2019-20

Description 1	2017-18 Actual 2	2018-19 Estimated 3	2019-20 Recommended 4	2019-20 Adopted by the Board of Supervisors 5
------------------	------------------------	---------------------------	-----------------------------	--

#### Summarization by Source

Taxes	256,708,566	271,675,857	264,977,695	264,977,695
Licenses, Permits and Franchises	15,085,057	15,787,851	14,503,103	14,503,103
Fines, Forfeitures, and Penalties	10,566,170	9,812,483	9,103,842	9,103,842
Use of Money and Property	6,906,726	10,949,144	3,493,683	3,493,683
Intergovernmental Revenues	219,411,334	238,972,998	216,258,734	216,258,734
Charges for Current Services	64,506,805	66,379,447	50,197,789	50,197,789
Miscellaneous Revenues	7,128,456	6,001,148	17,392,759	17,392,759
Other Financing Sources	149,079,704	147,488,045	141,421,146	141,421,146
<b>Total Summarization by Source</b>	<b>729,392,818</b>	<b>767,066,973</b>	<b>717,348,751</b>	<b>717,348,751</b>

## County of Marin

### Summary of Additional Financing Sources by Source and Fund (cont.) Governmental Funds Fiscal Year 2019-20

Description	2017-18 Actual	2018-19 Estimated	2019-20 Recommended	2019-20 Adopted by the Board of Supervisors
1	2	3	3	4

#### Summarization by Fund

1000 General Fund	345,205,947	367,333,956	335,825,710	335,825,710
1010 Miscellaneous Projects	8,346,485	5,499,620	0	0
1410 Courthouse Construction Fund (GC 76100)	384,201	400,000	355,000	355,000
1420 Miscellaneous Capital Projects	8,137,450	10,295,679	5,551,822	5,551,822
1430 Other Capital Projects - Road and Bridge	10,139,502	14,584,946	11,612,265	11,612,265
1440 COP Projects	2,715,000	433,852	0	0
1600 2003 Pension Obligation Bonds	10,237,900	10,251,774	11,045,600	11,045,600
1610 Tobacco Securitization Bond	2,808,148	3,061,775	1,773,200	1,773,200
1630 ConsolReasmtBds-Prpy	19	36	0	0
1660 MCOS SlpyHlwBondsDSF	182	343	0	0
1680 2001 Certificates of Participation	893,416	896,648	905,000	905,000
1690 2010 Certificates of Participation	0	0	0	0
1700 1915 Marshal #1 - East Shore Wastewater Project	56,305	54,837	58,500	58,500
1710 1915 Marshal #2 - East Shore Wastewater Project	34,341	34,748	37,600	37,600
1720 2015 Certificates of Participation	4,470,724	4,471,087	4,471,775	4,471,775
2010 Local Vital Health Statistics	1,938	1,976	0	0
2020 Electronic Recording Delivery Systems	57,149	53,026	60,000	60,000
2030 Records Modernization (GC 27361)	261,438	234,921	508,040	508,040
2040 Micrographics Conversion (GF 27361.4)	58,999	56,202	90,000	90,000
2050 Vital Records Modernization (SB 1535)	19,236	21,799	15,000	15,000
2060 SSN Truncation Program	30,741	3,216	71,060	71,060

## County of Marin

### Summary of Additional Financing Sources by Source and Fund (cont.)

#### Governmental Funds Fiscal Year 2019-20

Description	2017-18 Actual	2018-19 Estimated	2019-20 Recommended	2019-20 Adopted by the Board of Supervisors
1	2	3	3	4

#### Summarization by Fund

2070 Planning In-Lieu Housing	1,796,771	5,266,137	700,047	700,047
2080 Building Inspection	3,143,353	3,874,749	3,789,964	3,789,964
2090 Environmental Health Services	4,286,921	4,310,183	4,270,283	4,270,283
2100 HUD Fund	1,526,677	2,882,058	0	0
2110 East Shore Wastewater Maintenance Fund	68,446	71,595	67,000	67,000
2120 Child Support Services	3,698,498	3,927,108	4,030,624	4,030,624
2130 DOJ Equitable Sharing Program	285	94	0	0
2140 High Tech Theft Apprehension & Prosecution (Cnty)	1,345,327	1,338,040	3,078,791	3,078,791
2150 MCERA Employees	2,509,186	2,464,975	3,118,902	3,118,902
2160 Road	9,383,832	12,580,558	11,911,286	11,911,286
2170 Survey Monument Preservation	12,934	12,812	20,000	20,000
2180 Tidelands Use Fees	40,276	34,887	0	0
2200 Roadway Impact Fees	1,270,203	1,174,552	750,000	750,000
2210 Traffic - Tamalpais Community Plan Area	19,085	25,824	0	0
2220 Traffic - Strawberry Interchange Plan	7,249	33,215	0	0
2230 Traffic - West Sir Francis Drake	1,379	9,929	0	0
2240 Traffic - Atherton Avenue Interchange	6,098	16,310	0	0
2250 Zero Waste Public Outreach	127,347	167,118	20,000	20,000
2260 Non-Motorized Transportation Plan (NTPP)	1,016,170	42,255	0	0
2270 Off-Highway Motor Vehicle Trails (VC 42204)	291	568	0	0
2280 Hospital Preparedness Program (HPP)	511,295	411,547	514,448	514,448
2290 California Tobacco Control Program (CTCP)	570,230	502,680	613,589	613,589



## County of Marin

### Summary of Additional Financing Sources by Source and Fund (cont.)

#### Governmental Funds Fiscal Year 2019-20

Description	2017-18 Actual	2018-19 Estimated	2019-20 Recommended	2019-20 Adopted by the Board of Supervisors
1	2	3	3	4

#### Summarization by Fund

2300 Domestic Violence (W&I 18305)	55,118	55,373	66,000	66,000
2310 Children's Trust (AB 2994)	40,738	44,224	23,400	23,400
2320 Social Services Realignment	13,567,361	15,585,872	18,144,685	18,144,685
2330 Health Services Realignment	8,637,546	8,941,479	9,061,942	9,061,942
2340 Health Program	1,646,113	547,877	915,053	915,053
2350 Emergency Medical Services (GC 76104)	705,092	761,365	765,255	765,255
2360 Mental Health Realignment	13,077,316	13,316,642	11,817,205	11,817,205
2370 Mental Health Program	21,447	40,736	200,000	200,000
2380 Mental Health Services Act (Prop 63)	9,837,107	15,931,604	15,886,984	15,886,984
2390 Substance Abuse Prevention and Treatment (SAPT)	1,880,447	478,264	2,010,347	2,010,347
2410 Realignment - CalWORKS MOE	1,552,077	1,824,624	1,773,410	1,773,410
2420 DHCS Intergovernmental Transfer Agreement	3,707,240	1,200,963	0	0
2430 Vital Statistics (SB 1535)	46,540	47,748	0	0
2440 Andrea Fox Fund	184	347	0	0
2450 Child Car Seat Program	2,561	2,531	0	0
2460 POST - Death Certificates	2,704	2,771	0	0
2470 Marin County Library	14,442,054	16,484,903	16,934,123	16,934,123
2480 Marin County Free Library Measure A	2,487,809	2,557,153	2,672,800	2,672,800
2490 Marin County Library Trust	255,215	8,006	0	0
2500 Bolinas Library Trust	120	230	0	0
2510 Corte Madera Library - A. Cello Fund	3,314	6,008	0	0
2520 California Room Trust - Watkins Estate	506	951	0	0

# County of Marin

## Summary of Additional Financing Sources by Source and Fund (cont.)

### Governmental Funds Fiscal Year 2019-20

Description	2017-18 Actual	2018-19 Estimated	2019-20 Recommended	2019-20 Adopted by the Board of Supervisors
1	2	3	3	4

#### Summarization by Fund

2530 Stinston Beach Library Trust	246	464	0	0
2550 Luiz Ranch Endowment	1,257	12	0	0
2560 Measure A - Parks & Open Space	13,874,813	15,357,780	14,483,136	14,483,136
2570 Realignment - Juvenile Justice Crime Prevention	1,046,732	1,129,535	781,128	781,128
2580 Inmate Welfare Fund	149,837	712,667	212,471	212,471
2590 DMV Vehicle Theft (PC 9250.14)	249,420	259,094	111,407	111,407
2600 Suppl Lcl Law Enf - Rural Counties and COPS	541,292	687,301	0	0
2610 Crime Prevention - DCEP	845	1,317	15,000	15,000
2620 Writ Fee (GC 26746)	33,071	19,503	0	0
2630 Asset Forfeiture	33,198	4,029	0	0
2640 Auto Finger ID (GC 76102)	261,534	284,152	151,377	151,377
2650 Local Law Enforcement Block Grant	1,359	2,557	0	0
2660 Civil Paper Service Fee (GC 26731)	26,615	41,282	0	0
2670 Realignment - Public Safety	6,032,301	6,232,661	6,190,092	6,190,092
2680 Realignment - SB 1020	13,820,246	13,816,429	12,467,359	12,467,359
2690 Realignment - Juvenile Justice YOBG	1,078,863	814,545	856,614	856,614
2700 Countywide Grants	711,881	712,421	0	0
2720 Dispute Resolution (BP 470.3)	323	118,522	0	0
2730 Criminal Justice Facilities (GC 76101)	447,808	459,525	450,000	450,000
2740 Real Estate Fraud (GC 27388)	186,840	269,499	219,022	219,022
2770 HUD HOME Prog Inc	494	934	742,490	742,490
2780 Treasury AFMLS - Equitable Sharing Prgm	353	456	0	0

## County of Marin

### Summary of Additional Financing Sources by Source and Fund (cont.)

#### Governmental Funds Fiscal Year 2019-20

Description 1	2017-18 Actual 2	2018-19 Estimated 3	2019-20 Recommended 3	2019-20 Adopted by the Board of Supervisors 4
------------------	------------------------	---------------------------	-----------------------------	--

#### Summarization by Fund

2790 SB678 Community Correction Performance	2,861,349	1,032,784	1,170,899	1,170,899
2800 Health and Human Services Operating	184,434,771	178,230,008	185,908,583	185,908,583
2810 Fish and Wildlife Commission	47,809	35,636	46,930	46,930
2820 Roadway Impact Fees	297,699	183,281	0	0
2830 Supplemental Law Enf - COPS	227,764	239,731	0	0
2840 Asset Forfeiture	311	585	0	0
2850 Asset Forfeiture	147	276	0	0
2860 Asset Forfeiture	82	80,060	0	0
2870 Asset Forfeiture	38	71	0	0
2880 Asset Forfeiture	1,022	264,263	0	0
2890 Zimmer Family Trust	96,874	13,485	0	0
2900 Health and Human Services Whole Person Care	5,370,430	5,307,926	5,000,000	5,000,000
2920 Welfare Trust	336,171	96,537	0	0
2930 Marin Transportation Project	853	40	0	0
2940 Traffic Impact Lucas	1,180	4,230	0	0
2950 Traffic Mitigation Misc	16	57	0	0
2960 Northgate Activity CTR Plan	1,815	11,306	0	0
2970 HUD CDBG Program	0	0	1,505,533	1,505,533
2980 Health and Human Services Grants	0	5,527,220	0	0
3370 Woodacre Creek	5	10	0	0
3390 WsteMgmtJPA-WstMarin	861	1,507	0	0
3420 PLANNING FIN MAP PLAN CK FEE	2,730	5,733	0	0

## County of Marin

### Summary of Additional Financing Sources by Source and Fund (cont.)

#### Governmental Funds Fiscal Year 2019-20

Description 1	2017-18 Actual 2	2018-19 Estimated 3	2019-20 Recommended 3	2019-20 Adopted by the Board of Supervisors 4
------------------	------------------------	---------------------------	-----------------------------	--

#### Summarization by Fund

3430 RESTRICTED AFFORDABLE HOUSING	19,851	37,360	0	0
3440 TOT Measure W Fire Emergency Services	0	193,662	750,000	750,000
3450 TOT Measure W Community Housing	0	193,662	750,000	750,000
6210 Trails Legacy	(161)	0	0	0
6220 Fishnet 4C	7,385	0	0	0
6250 CSA #23 Terra Linda Area	0	0	0	0
6260 CSA #25 San Marin Area	0	(5)	0	0
6270 Affordable Housing Fund	0	0	0	0
6280 Marin Transport Proj	1,397	0	0	0
6290 Transport Imprv Fee	1,068	0	0	0
6300 DevelFee-TrfcMitigat	14	0	0	0
6310 Traffic N. GateActiv	9,156	0	0	0
6320 BASWMAA-RegAdCampagn	0	0	0	0
6340 Alcohol and Drug Program	(1)	(1)	0	0
6360 Pt Reyes Vist Fac Tr	55	103	0	0
6370 Marin WildlifeGrants	316	0	0	0
6380 Plan'g- In-lieuParks	801	1,507	0	0
6390 FinalMap&PlanChckFee	0	0	0	0
6400 Transit Ticket Sales	70	132	0	0
6410 Welfare Program	0	0	0	0
6440 SpclCircumstnPC987.9	1,127	2,120	0	0
6450 AutomatWrntVC40508.5	37	69	0	0

## County of Marin

### Summary of Additional Financing Sources by Source and Fund (cont.) Governmental Funds Fiscal Year 2019-20

Description 1	2017-18 Actual 2	2018-19 Estimated 3	2019-20 Recommended 3	2019-20 Adopted by the Board of Supervisors 4
------------------	------------------------	---------------------------	-----------------------------	--

#### Summarization by Fund

6460 Miller Pk Boat Launch	541	1,017	0	0
6470 Black Point Boat Launch	322	605	0	0
6480 McInnis Park Golf Deposit	0	1	0	0
6500 Stafford Lake Trust	0	0	0	0
6520 Asset Forfeiture	2	4	0	0

<b>Total Summarization by Fund</b>	<b>729,392,818</b>	<b>767,066,973</b>	<b>717,348,751</b>	<b>717,348,751</b>
------------------------------------	--------------------	--------------------	--------------------	--------------------

## County of Marin

### Detail of Additional Financing Sources by Fund and Account Governmental Funds Fiscal Year 2019-20

Fund Name	Financing Source Category	Financing Source Account	2017-18 Actual	2018-19 Estimated	2019-20 Recommended	2019-20 Adopted by the Board of Supervisors
1	2	3	4	5	6	7

#### General Fund

#### 1000 General Fund

*Taxes*

411030 PROP TAX-CURR UNSEC	2,436,921	2,523,509	2,355,000	2,355,000
411110 PROP TAX-CUR SECURED	128,498,966	136,956,511	140,025,000	140,025,000
411115 PROP TAX-CURR SEC-UNI	1,559,125	1,698,401	1,225,000	1,225,000
411125 PROP TAX CUR SEC SPL BEN TAX	288,699	25,393	75,000	75,000
411135 PROP TAX- PRIOR UNSEC	135,253	98,493	93,500	93,500
411210 SUPP PROP TAX-CURR	3,151,779	3,151,832	1,840,000	1,840,000
411215 SUPP PROP TAX-CURR-UNSEC	45,129	27,317	31,000	31,000
411310 SUPP PROP TAX-PRIOR-REDEM	52,158	92,618	52,500	52,500
411410 RESIDUAL PROP TAX-RPTTF (ABX1)	781,548	880,900	510,000	510,000
411510 PASTHRU PRTAX HMILT N RDATA X I	312,843	326,592	275,000	275,000
411515 PSTHRU PROP TX-NOV DNTWN RDA	185,850	200,620	150,000	150,000
411520 PSTHRU PROP TX-NO HAMILTON RDA	246,799	261,870	250,000	250,000
411525 PSTHRU PROP TX-SRRDA PR1290 PA	1,765,708	1,796,878	1,600,000	1,600,000
411540 PASS THRU PROP TX NV VNOK RDA	0	0	0	0
411610 PROP TAX IN LIEU OF VLF	32,611,655	34,373,439	35,350,000	35,350,000

## County of Marin

### Detail of Additional Financing Sources by Fund and Account Governmental Funds Fiscal Year 2019-20

Fund Name 1	Financing Source Category 2	Financing Source Account 3	2017-18 Actual 4	2018-19 Estimated 5	2019-20 Recommended 6	2019-20 Adopted by the Board of Supervisors 7
		411710 SALES AND USE TAX	4,488,419	4,808,327	4,800,000	4,800,000
		411715 SALES TAX1/4% TRANS SALES TAX	65,529	70,177	60,000	60,000
		411810 OTH TAX-CURR ERAF REV	3,106,375	2,777,051	0	0
		411820 OTH TAX-EXCES ERAF	39,359,424	41,354,260	35,000,000	35,000,000
		411825 OTH TAX-TRIPLE FLIP	0	0	0	0
		411830 OTH TAX- PROP TRAN TAX	3,988,048	3,742,859	3,300,000	3,300,000
		411835 OTH TAX-TRANSIENT OCC TAX	4,533,806	5,018,565	5,000,000	5,000,000
		411840 OTH TAX-AIRCRAFT TAX	233,541	237,428	200,000	200,000
		460120 TAX COL FEES ADM (CTRA)	(4)	(2)	0	0
<b>Total Taxes</b>			<b>227,847,571</b>	<b>240,423,038</b>	<b>232,192,000</b>	<b>232,192,000</b>
<b>Licenses, Permits and Franchises</b>						
		421110 ANIMAL LICENSES	265,818	283,166	250,000	250,000
		421210 BUSINESS LICENSES	0	0	0	0
		421215 BUSINESS LICENSES-UNINCORP	1,155,657	1,026,544	850,000	850,000
		421220 BUS LICENSES-5% ADMIN FEE	605	1,110	0	0
		421310 CONSTRUCTION PERMITS	377,599	368,500	371,000	371,000
		421315 CONST PERMITS-INSPECTIONS	9,600	5,000	8,000	8,000
		421320 CONST PERMITS - BLDG	129,759	126,202	107,000	107,000
		421410 ROAD PRIVILEGES AND PERMITS	298,041	460,226	250,000	250,000

# County of Marin

## Detail of Additional Financing Sources by Fund and Account Governmental Funds Fiscal Year 2019-20

Fund Name 1	Financing Source Category 2	Financing Source Account 3	2017-18 Actual 4	2018-19 Estimated 5	2019-20 Recommended 6	2019-20 Adopted by the Board of Supervisors 7
		421510 ZONE PERM ADMIN-SUSTAIN REVIEW	42,766	48,476	50,000	50,000
		421515 ZONE PERM ADMIN-GEN PLAN MAIN	320,154	347,510	350,000	350,000
		421520 ZONE PERM ADMIN-SPL PLAN SRV	0	0	0	0
		421525 ZONE PERM ADMIN-DEV REV FEES	634,854	521,730	652,795	652,795
		421610 FRANCHISES	1,045,348	1,379,965	1,719,543	1,719,543
		421615 FRANCHISES-CABLE TV	1,169,065	1,056,859	1,150,000	1,150,000
		421710 OTHER LICENSES AND PERMITS	10,184	21,198	6,000	6,000
		421735 OTH LIC AND PERM-UNDGRD STRG	318	0	0	0
		421740 OTH LIC PER-ENFOR COST RECOV	22,592	25,474	25,000	25,000
		421750 OTH LIC PERM-MED MARIJUANA	0	0	0	0
<i>Total Licenses, Permits and Franchises</i>			5,482,360	5,671,960	5,789,338	5,789,338
<i>Fines, Forfeitures, and Penalties</i>						
		431110 VEHICLE CODE FINE	0	0	0	0
		431115 VEHICLE CODE FINE-STATHAM	0	0	0	0
		431120 VEHI CODE FINE-DELINQUENT	946,027	1,045,697	1,206,881	1,206,881
		431210 OTHER COURT FINES	1,076,513	1,205,365	1,539,597	1,539,597
		431215 OTH CRT FINES-TRAFFIC SCHOOL	21,165	21,260	0	0
		431220 OTH CRT FINES-TVS BAL OF FEE	296,495	327,815	0	0
		431225 OTH CRT FINES-INVST COST REC	0	0	0	0



## County of Marin

### Detail of Additional Financing Sources by Fund and Account Governmental Funds Fiscal Year 2019-20

Fund Name 1	Financing Source Category 2	Financing Source Account 3	2017-18 Actual 4	2018-19 Estimated 5	2019-20 Recommended 6	2019-20 Adopted by the Board of Supervisors 7
		431310 FORFEITURES AND PENALTIES	592,477	761,570	1,100,399	1,100,399
		431410 PENALTY ON DELINQUENT TAX	6,016,202	4,429,964	3,573,900	3,573,900
		431415 PENALTY DELIN TAX-REDEMP	7,820	7,800	20,000	20,000
<i>Total Fines, Forfeitures, and Penalties</i>			8,956,699	7,799,471	7,440,777	7,440,777
<i>Use of Money and Property</i>						
		441110 INVESTMT INCOME-INT	862	342	0	0
		441115 INVESTMT INCOME-INT POOLED	3,156,818	5,925,667	1,000,000	1,000,000
		441120 INVESTMT INCOME-ERAF INT	42,376	67,002	20,000	20,000
		441210 RENTS AND CONCESSIONS-EQUIP	109,349	138,515	90,000	90,000
		441215 RENTS AND CONCESSIONS-PROP	1,952,163	2,038,982	2,149,690	2,149,690
		441220 RENTS CONCESSIONS-VENDNG MACH	1,814	0	5,000	5,000
		441225 RENTS AND CONCESS-HANDLG FEE	745	0	0	0
		441230 RENTS AND CONCESS-FOOD CONCESS	18,835	33,233	40,000	40,000
<i>Total Use of Money and Property</i>			5,282,962	8,203,741	3,304,690	3,304,690
<i>Intergovernmental Revenues</i>						
		451150 STATE-INLIEU TX-CALTRN	14,551	12,388	10,000	10,000
		451210 STATE-PUB ASSIST ADMIN	0	0	0	0
		451310 STATE-PUBLIC ASSIST PRG	47,514	0	80,000	80,000
		451315 STATE-PUB ASSIST PRG-CAPIT	0	0	0	0

# County of Marin

## Detail of Additional Financing Sources by Fund and Account Governmental Funds Fiscal Year 2019-20

Fund Name	Financing Source Category	Financing Source Account	2017-18 Actual	2018-19 Estimated	2019-20 Recommended	2019-20 Adopted by the Board of Supervisors
1	2	3	4	5	6	7
	451320	STATE - PA PROGRM -FOSTER CARE	0	0	0	0
	451325	STATE PUB ASSIST CHILD WEL SVS	0	0	0	0
	451330	STATE -PA ADULT PRORECTV SVC	0	0	0	0
	451335	STATE-PA PROGRAM - FOSTR CARE	0	0	0	0
	451410	STATE-HEALTH ADMIN	0	0	0	0
	451510	STATE-CALIFORNIA CHILDREN SVS	0	0	0	0
	451610	STATE - MENTAL HEALTH	0	0	0	0
	451710	STATE-TUBERCULOSIS CONTROL	0	0	0	0
	451810	STATE - HEALTH	0	0	95,516	95,516
	451820	STATE- AGRICULTURE	131,434	170,846	143,700	143,700
	451830	STATE - CIVIL DEFENSE	0	0	0	0
	451850	STATE-JVENLE RENTRY GR SB 1020	719,170	845,211	840,000	840,000
	451860	STATE-CORRECTIONS	0	0	50,089	50,089
	451880	STATE-VETERANS' AFFAIRS	0	0	0	0
	451910	STATE-HOMEOWNERS PROP TAX RLF	645,552	639,777	650,000	650,000
	451920	STATE-PROP 172 PUB SFTY FUND	25,690,267	26,683,173	27,000,000	27,000,000
	451930	STATE-COPS	73,574	73,123	12,537	12,537
	451940	STATE-COPS-SMLL CTY RURL ENFOR	0	0	0	0
	451950	STATE-OTH-REALGMENT VLF	0	221,626	0	0

# County of Marin

## Detail of Additional Financing Sources by Fund and Account Governmental Funds Fiscal Year 2019-20

Fund Name	Financing Source Category	Financing Source Account	2017-18 Actual	2018-19 Estimated	2019-20 Recommended	2019-20 Adopted by the Board of Supervisors
1	2	3	4	5	6	7
	451960	STATE-OTH-SB 90 REIMB	118,087	5,819,830	15,000	15,000
	451970	STATE-OTHER	2,489,598	2,154,424	6,395,502	6,395,502
	451971	STATE-MISC CONTRIBUTION	130,931	126,230	120,000	120,000
	451980	STATE-OTH-PEACE OFFICER TRNG	164,440	185,701	343,300	343,300
	451985	SB1020 LOCAL INNOVAT SUB ACCT	54,150	0	0	0
	451990	STATE REALIGN-PUB SAFETY AB	0	0	0	0
	452110	FEDERAL-PUB ASSIST ADMIN	0	0	0	0
	452210	FEDERAL-PUB ASSIST PRG	258,652	313,834	300,000	300,000
	452310	FEDERAL-HEALTH ADMINISTRATION	0	0	0	0
	452410	FED-DISASTER RELIEF-STRM DMAGE	0	0	0	0
	452510	FEDERAL-IN-LIEU TAXES	220,006	224,817	200,000	200,000
	452610	FEDERAL-OTHER	1,239,978	1,870,799	747,793	747,793
	453110	OTH-GOVERNMENTAL AGENCIES	1,050,002	3,487,871	1,470,761	1,470,761
<i>Total Intergovernmental Revenues</i>			33,047,906	42,829,650	38,474,198	38,474,198
<i>Charges for Current Services</i>						
	460110	CHRG FOR SV - ASSMNT TX COLL	28,781	32,599	10,000	10,000
	460115	CHRG FOR SV - SPEC PROP TX AD	1,082,420	1,043,247	2,661,568	2,661,568
	460125	ASSESSMENT AND TAX COLL FEES-CITIES	2,908,892	3,011,593	954,000	954,000
	460130	ASSESSMENT AND TAX COLL-TAX SALES	500	500	0	0

# County of Marin

## Detail of Additional Financing Sources by Fund and Account Governmental Funds Fiscal Year 2019-20

Fund Name	Financing Source Category	Financing Source Account	2017-18 Actual	2018-19 Estimated	2019-20 Recommended	2019-20 Adopted by the Board of Supervisors
1	2	3	4	5	6	7
	460135	ASSESSMENT AND TAX COLL FEE-SUSP	0	226,332	350,000	350,000
	460140	AS TX COL FEE-SUP PROP TX ADMN	1,095,396	1,113,841	775,000	775,000
	460145	AS TX COL FEE--APLICATN FEE	13,114	18,244	35,000	35,000
	460210	SPL ASSESSMENT-SPECIAL DIST	0	32,094	20,000	20,000
	460310	AUDITING AND ACCT FEES	6,708	0	5,000	5,000
	460315	AUDITING AND ACCT FEES-BONDS	0	0	0	0
	460320	AUD AND ACC FEE-REIM BANK FEE	846,483	926,603	926,512	926,512
	460410	COMMUNICATION SVS	475,321	497,942	641,819	641,819
	460415	COMMUNICATION SVS-TECHNICAL	118,964	88,933	358,000	358,000
	460420	COMMUNICATION SVS-OPERATION	3,315,324	3,338,167	3,817,210	3,817,210
	460510	ELECTION SERVICES	537,727	714,660	510,000	510,000
	460515	ELECTION SVS- FILING FEE	63,137	52,035	51,000	51,000
	460610	LEGAL SERVICES	565,492	563,308	685,000	685,000
	460615	LEGAL SERVICES-COUNSEL FEES	4,841	0	0	0
	460710	PLANNING AND ENG SVS	234,548	259,519	360,000	360,000
	460715	PLAN AND ENG SVS-MAPPING FEES	56,855	255	0	0
	460720	PLAN AND ENG SVS-TECHNLGY FEE	3,365	3,705	4,000	4,000
	460725	PLAN AND ENG SVS-SITE CHK FEE	264,496	279,692	200,000	200,000
	460730	PLAN AND ENG SVS-INT STUDIES	80,822	47,959	30,000	30,000

## County of Marin

### Detail of Additional Financing Sources by Fund and Account Governmental Funds Fiscal Year 2019-20

Fund Name	Financing Source Category	Financing Source Account	2017-18 Actual	2018-19 Estimated	2019-20 Recommended	2019-20 Adopted by the Board of Supervisors
1	2	3	4	5	6	7
		460735 PLAN AND ENG SVS-ENT GIS FEE	0	0	0	0
		460740 PURCHASING FEES	1,170,715	1,074,294	1,252,800	1,252,800
		460810 CIVIL PROCESSING SVS	150	360	60,000	60,000
		460815 CIVIL PROCESSING SVS-GARNISHMT	1,988	1,709	2,300	2,300
		460820 CIVIL PROCES SVS-SUBP WIT FEES	1,925	1,375	0	0
		460825 CIVIL SVS-CRT FEE-MUNICIPAL	1,165	2,015	10,000	10,000
		460830 CIVIL SVS-CRT FEES-SQ	62,340	175,010	102,585	102,585
		460835 CIVIL SVS-JUVI REC SEAL FEE	0	0	0	0
		460840 CIVIL PROCESS SVS-FILING FEES	18,248	(59,458)	0	0
		460910 ESTATE FEES	462,319	485,739	465,000	465,000
		461110 HUMANE SERVICES	86,964	118,155	105,000	105,000
		461210 LAW ENFOR SVS-JAIL BOOKING FEE	203,555	203,555	225,674	225,674
		461215 LAW ENFORCEMENT SERVICES-DUI	0	0	0	0
		461220 LAW ENFOR SVS-COMUNTY SVS WORK	4,369	4,400	0	0
		461225 LAW ENFOR SVS-ADMIN FEE	5,821	11,323	0	0
		461230 LAW ENFOR SVS-RESTI FEES	0	0	0	0
		461235 LAW ENFOR SVS-SUPRV PROB CASE	115,621	111,802	175,000	175,000
		461240 LAW ENFOR SVS-ACELERTED PAROLE	15,655	15,537	30,000	30,000
		461245 LAW ENFOR SVS-APPLI FEES	0	0	0	0

# County of Marin

## Detail of Additional Financing Sources by Fund and Account Governmental Funds Fiscal Year 2019-20

Fund Name 1	Financing Source Category 2	Financing Source Account 3	2017-18 Actual 4	2018-19 Estimated 5	2019-20 Recommended 6	2019-20 Adopted by the Board of Supervisors 7
	461250	LAW ENFOR SVS-CT OTH GVT AGEN	744,863	784,239	883,021	883,021
	461255	LAW ENFORCEMENT SERVICES	0	80,569	80,170	80,170
	461310	RECORDING FEES	779,596	687,465	1,182,834	1,182,834
	461315	REC FEES-NO OWNERSHIP RPRT	4,012	2,680	9,296	9,296
	461320	REC FEES-DEATH CERTI	0	0	0	0
	461325	REC FEES-ADMIN	155,797	178,801	124,266	124,266
	461330	RECORDING FEES-AB 1938	3,510	1,050	4,150	4,150
	461335	RECORDING FEES-CLERK FEES	261,554	245,287	280,000	280,000
	461410	HEALTH FEES	0	0	0	0
	461415	HEALTH FEES-CERT FEES	0	0	0	0
	461420	HEALTH FEES-MEDICARE REVENUE	0	0	0	0
	461425	HEALTH FEES-HEALTHY FAMILIES	0	0	0	0
	461430	HEALTH FEES-PVT INS	0	0	0	0
	461435	HEALTH FEES-PATIENT FEES	0	0	0	0
	461440	HEALTH FEES-LAB FEES	0	0	0	0
	461445	HEALTH FEES-HEALTH KIDS	0	0	0	0
	461450	MENTAL HEALTH SERVICES	0	0	0	0
	461455	MENTAL HEALTH SVS-INS	0	0	0	0
	461460	CALIFORNIA CHILDREN SVS	0	0	0	0

# County of Marin

## Detail of Additional Financing Sources by Fund and Account Governmental Funds Fiscal Year 2019-20

Fund Name 1	Financing Source Category 2	Financing Source Account 3	2017-18 Actual 4	2018-19 Estimated 5	2019-20 Recommended 6	2019-20 Adopted by the Board of Supervisors 7
		461610 INSTITUTIONAL CARE SVS	0	105	0	0
		461615 INST CARE AND SVS-IN-PAT HOSP	28,375	26,985	40,000	40,000
		461620 INST CARE & SVS-WORK PRG REIM	81,752	83,579	150,000	150,000
		461625 INST CARE SVS-GEN ASSIST REIM	0	0	0	0
		461630 INST CARE AND SVS-AMBUL FEES	2,540,087	2,255,113	2,025,000	2,025,000
		461635 INST CARE AND SVS-REIM PVT	0	0	0	0
		461710 EDUCATIONAL SERVICES	0	0	0	0
		461910 PARKS AND REC SVS	0	0	0	0
		461915 PARKS AND REC SVS-PICNIC FEES	132,360	134,052	135,000	135,000
		461920 PARKS AND REC SVS-CONCES REVUE	0	0	0	0
		461925 PARKS AND REC SVS-YEARLY PERMT	37,884	36,394	40,500	40,500
		461930 PARKS AND REC SVS-ADMISSIONS	363,611	359,700	365,500	365,500
		461935 PKS AND REC SVS-ATHLETIC FEES	53,914	47,950	42,100	42,100
		461940 PKS AND REC SVS-FILMING	4,905	5,012	4,000	4,000
		461945 PKS AND REC SVS-SWIM POOL FEES	44,524	41,571	53,500	53,500
		461955 PKS AND REC SVS-EXHIBIT SALES	1,362	1,271	0	0
		462610 CHRGS FOR CUR SVCS-OTHER	10,191,120	9,548,705	5,342,145	5,342,145
		462630 OTH-STATE AND FED FIRE REIMB	8,748,367	9,170,068	303,000	303,000
		462640 OTHER-FOREST CDF	6,201,947	6,146,071	5,600,000	5,600,000

## County of Marin

### Detail of Additional Financing Sources by Fund and Account Governmental Funds Fiscal Year 2019-20

Fund Name 1	Financing Source Category 2	Financing Source Account 3	2017-18 Actual 4	2018-19 Estimated 5	2019-20 Recommended 6	2019-20 Adopted by the Board of Supervisors 7
		462650 OTHER-MICROGRAPHIC	185,857	191,984	185,355	185,355
		462660 OTHER-CENTRAL SERVICES	32,214	38,070	40,000	40,000
		462670 OTHER-EXTRA-HIRE STAFFING	429,352	49,967	40,325	40,325
		462680 OTHER-LOCAL 16 STATE TECH	593,353	656,148	693,936	693,936
		462690 OTHER - CONTRACT REV	327,875	288,112	449,810	449,810
		463110 INTERFUND REVENUE	5,946,990	6,361,961	6,560,274	6,560,274
		463210 INTERFUND REVENUE-INDIRECT OH	690,897	0	0	0
		463310 INTERFUND REV - AUD AND ACCT	45,000	20,000	20,000	20,000
		463410 INTERFUND REVENUE-DPW RENT	68,388	68,388	0	0
		463415 INTER-FUND COST REC-DPW SAL	4,073,872	4,009,494	4,267,500	4,267,500
		463420 INTERFUND REVENUE- COMM SVS	775,993	691,315	518,140	518,140
		463430 INTERFUND REVENUE-PARKS	593,883	611,701	630,055	630,055
		463440 INTERFUND REVENUE-SAL	0	160,876	100,650	100,650
		463445 INTERFUND REVENUE-SAL GRANT	0	0	0	0
		463450 INTERFUND REVENUE-RENT	1,574,630	681,775	678,501	678,501
		463510 INTERFUND COST REC-DPW VEH DEP	131,475	317,528	0	0
<i>Total Charges for Current Services</i>			59,703,340	58,381,030	45,671,496	45,671,496
<i>Miscellaneous Revenues</i>						
		470110 OTHER SALES	4,137	8,000	0	0



## County of Marin

### Detail of Additional Financing Sources by Fund and Account Governmental Funds Fiscal Year 2019-20

Fund Name 1	Financing Source Category 2	Financing Source Account 3	2017-18 Actual 4	2018-19 Estimated 5	2019-20 Recommended 6	2019-20 Adopted by the Board of Supervisors 7
		470210 OTH SALES-LOT SPLIT AND MERGER	5,700	4,574	5,000	5,000
		470215 OTH SALES-COPY MEDICAL RECORD	0	0	0	0
		470220 OTHER SALES-MAPS	3,004	2,813	5,148	5,148
		470310 MISC REVENUES	1,016,195	1,087,735	507,032	507,032
		470320 MIS REV-CANCEL WRNTS AND CHECK	39,824	38,567	123,285	123,285
		470330 MIS REV-CONTRI AND DONATIONS	90,924	83,009	60,700	60,700
		470345 MISC REV-TICKET SALES	214,723	300,284	246,000	246,000
		470350 MISC REV-BANKCARD FEES	90,259	121,179	100,000	100,000
		470360 MISC REV-INSURANCE HANDLING	700	575	665	665
		470365 MISC REVENUE - SETTLEMENTS	2,782	6,824	0	0
		470380 MISC REV-JURY DUTY REIM	0	0	0	0
		470390 MIS REV-PER PROP SALES	516,988	86,400	0	0
		470395 MIS REV-SPECIAL DIST OPEB REIM	0	0	0	0
		470410 MISCELLANEOUS	21,344	62,391	20,440	20,440
<i>Total Miscellaneous Revenues</i>			2,006,580	1,802,351	1,068,270	1,068,270
<i>Other Financing Sources</i>						
		480210 Transfers-In	2,523,806	2,222,715	1,884,941	1,884,941
		480310 TRANSFERS-IN-REALIGNMENT VLF	0	0	0	0
		480315 TRANSFERS-IN-REAL SALES TAX	0	0	0	0

# County of Marin

## Detail of Additional Financing Sources by Fund and Account Governmental Funds Fiscal Year 2019-20

Fund Name	Financing Source Category	Financing Source Account	2017-18 Actual	2018-19 Estimated	2019-20 Recommended	2019-20 Adopted by the Board of Supervisors
1	2	3	4	5	6	7
		480410 TRANSFERS-IN-DOMESTIC VIOLENCE	0	0	0	0
		480415 TRANSFERS-IN-CHILD ABUSE FEES	0	0	0	0
		480420 TRANSFERS-IN-CHILD ABUSE PREV	0	0	0	0
		480425 TRANSFERS-IN-FOSTER CARE ASIST	0	0	0	0
		480430 TRANSFERS-IN-STATE ADOPTN AST	0	0	0	0
		480435 TRANSFERS-IN-STATE ADOPTN ADMN	0	0	0	0
		480440 TRANSFERS-IN-FOSTER CARE ADMIN	0	0	0	0
		480445 TRANSFERS-IN-STATE CWS	0	0	0	0
		480450 TRANSFERS-IN-STATE APS	0	0	0	0
		480455 TRANSFERS-IN-CAL WORKS ASSIST	0	0	0	0
		480460 TRANSFERS-IN-MEDICAL ADMIN ACT	0	0	0	0
		480465 TRANSFERS-IN-MANAGED CARE	0	0	0	0
		480470 TRANSFERS-IN-PROP 63 MH	0	0	0	0
		480475 TRANSFERS-IN-EPSDT	0	0	0	0
		480480 TRANSFERS-IN-STATE DRUG MEDCAL	0	0	0	0
		480485 TRANSFERS-IN-WOMEN & CHILD RES	0	0	0	0
		480490 TRANSFERS-IN-FEDERAL SAPT	0	0	0	0
		480495 TRANSFERS-IN-STATE INTRGOV REV	0	0	0	0
		480710 LONG-TERM DEBT PROCEEDS	354,723	0	0	0

# County of Marin

## Detail of Additional Financing Sources by Fund and Account Governmental Funds Fiscal Year 2019-20

Fund Name	Financing Source Category	Financing Source Account	2017-18 Actual	2018-19 Estimated	2019-20 Recommended	2019-20 Adopted by the Board of Supervisors
1	2	3	4	5	6	7
<i>Total Other Financing Sources</i>			2,878,529	2,222,715	1,884,941	1,884,941
<b>Total 1000 General Fund</b>			<b>345,205,947</b>	<b>367,333,956</b>	<b>335,825,710</b>	<b>335,825,710</b>
<b>1010 Miscellaneous Projects</b>						
<i>Licenses, Permits and Franchises</i>						
		421610 FRANCHISES	43,946	238,588	0	0
<i>Total Licenses, Permits and Franchises</i>			43,946	238,588	0	0
<i>Intergovernmental Revenues</i>						
		451820 STATE- AGRICULTURE	0	29,011	0	0
		451970 STATE-OTHER	1,754,411	1,545,139	0	0
		452610 FEDERAL-OTHER	2,446,940	471,500	0	0
		453110 OTH-GOVERNMENTAL AGENCIES	3,893,707	1,898,073	0	0
<i>Total Intergovernmental Revenues</i>			8,095,058	3,943,723	0	0
<i>Charges for Current Services</i>						
		460710 PLANNING AND ENG SVS	20,000	924,220	0	0
		460730 PLAN AND ENG SVS-INT STUDIES	0	209,939	0	0
<i>Total Charges for Current Services</i>			20,000	1,134,159	0	0
<i>Miscellaneous Revenues</i>						
		470310 MISC REVENUES	29,650	14,250	0	0

## County of Marin

### Detail of Additional Financing Sources by Fund and Account Governmental Funds Fiscal Year 2019-20

Fund Name	Financing Source Category	Financing Source Account	2017-18 Actual	2018-19 Estimated	2019-20 Recommended	2019-20 Adopted by the Board of Supervisors
1	2	3	4	5	6	7
<i>Total Miscellaneous Revenues</i>			29,650	14,250	0	0
<i>Other Financing Sources</i>						
	480210	Transfers-In	0	168,900	0	0
	480530	TRANSFERS IN - MATCH	157,831	0	0	0
<i>Total Other Financing Sources</i>			157,831	168,900	0	0
<b>Total 1010 Miscellaneous Projects</b>			<b>8,346,485</b>	<b>5,499,620</b>	<b>0</b>	<b>0</b>
<b>Total General Fund</b>			<b>353,552,432</b>	<b>372,833,576</b>	<b>335,825,710</b>	<b>335,825,710</b>

### Special Revenue Funds

#### 2010 Local Vital Health Statistics

<i>Use of Money and Property</i>						
	441115	INVESTMT INCOME-INT POOLED	145	303	0	0
<i>Total Use of Money and Property</i>			145	303	0	0
<i>Charges for Current Services</i>						
	461310	RECORDING FEES	1,793	1,673	0	0
<i>Total Charges for Current Services</i>			1,793	1,673	0	0
<b>Total 2010 Local Vital Health Statistics</b>			<b>1,938</b>	<b>1,976</b>	<b>0</b>	<b>0</b>

## County of Marin

### Detail of Additional Financing Sources by Fund and Account Governmental Funds Fiscal Year 2019-20

Fund Name	Financing Source Category	Financing Source Account	2017-18 Actual	2018-19 Estimated	2019-20 Recommended	2019-20 Adopted by the Board of Supervisors
1	2	3	4	5	6	7
<b>2020 Electronic Recording Delivery Systems</b>						
<i>Use of Money and Property</i>						
		441115 INVESTMT INCOME-INT POOLED	4,583	8,878	0	0
<i>Total Use of Money and Property</i>			4,583	8,878	0	0
<i>Charges for Current Services</i>						
		461310 RECORDING FEES	52,566	44,148	60,000	60,000
<i>Total Charges for Current Services</i>			52,566	44,148	60,000	60,000
<b>Total 2020 Electronic Recording Delivery Systems</b>			<b>57,149</b>	<b>53,026</b>	<b>60,000</b>	<b>60,000</b>
<b>2030 Records Modernization (GC 27361)</b>						
<i>Use of Money and Property</i>						
		441115 INVESTMT INCOME-INT POOLED	12,085	17,376	3,040	3,040
<i>Total Use of Money and Property</i>			12,085	17,376	3,040	3,040
<i>Charges for Current Services</i>						
		461310 RECORDING FEES	249,353	217,545	505,000	505,000
<i>Total Charges for Current Services</i>			249,353	217,545	505,000	505,000
<b>Total 2030 Records Modernization (GC 27361)</b>			<b>261,438</b>	<b>234,921</b>	<b>508,040</b>	<b>508,040</b>
<b>2040 Micrographics Conversion (GF 27361.4)</b>						
<i>Use of Money and Property</i>						
		441115 INVESTMT INCOME-INT POOLED	6,433	12,054	0	0

## County of Marin

### Detail of Additional Financing Sources by Fund and Account Governmental Funds Fiscal Year 2019-20

Fund Name	Financing Source Category	Financing Source Account	2017-18 Actual	2018-19 Estimated	2019-20 Recommended	2019-20 Adopted by the Board of Supervisors
1	2	3	4	5	6	7
<i>Total Use of Money and Property</i>			6,433	12,054	0	0
<i>Charges for Current Services</i>						
		461310 RECORDING FEES	52,566	44,148	90,000	90,000
<i>Total Charges for Current Services</i>			52,566	44,148	90,000	90,000
<b>Total 2040 Micrographics Conversion (GF 27361.4)</b>			<b>58,999</b>	<b>56,202</b>	<b>90,000</b>	<b>90,000</b>
<b>2050 Vital Records Modernization (SB 1535)</b>						
<i>Use of Money and Property</i>						
		441115 INVESTMT INCOME-INT POOLED	1,141	2,256	0	0
<i>Total Use of Money and Property</i>			1,141	2,256	0	0
<i>Charges for Current Services</i>						
		461310 RECORDING FEES	18,095	19,543	15,000	15,000
<i>Total Charges for Current Services</i>			18,095	19,543	15,000	15,000
<i>Miscellaneous Revenues</i>						
		470320 MIS REV-CANCEL WRNTS AND CHECK	0	0	0	0
<i>Total Miscellaneous Revenues</i>			0	0	0	0
<b>Total 2050 Vital Records Modernization (SB 1535)</b>			<b>19,236</b>	<b>21,799</b>	<b>15,000</b>	<b>15,000</b>

## County of Marin

### Detail of Additional Financing Sources by Fund and Account Governmental Funds Fiscal Year 2019-20

Fund Name	Financing Source Category	Financing Source Account	2017-18 Actual	2018-19 Estimated	2019-20 Recommended	2019-20 Adopted by the Board of Supervisors
1	2	3	4	5	6	7
<b>2060 SSN Truncation Program</b>						
<i>Fines, Forfeitures, and Penalties</i>						
		431210 OTHER COURT FINES	0	0	0	0
<i>Total Fines, Forfeitures, and Penalties</i>			0	0	0	0
<i>Use of Money and Property</i>						
		441115 INVESTMT INCOME-INT POOLED	1,944	3,216	1,060	1,060
<i>Total Use of Money and Property</i>			1,944	3,216	1,060	1,060
<i>Charges for Current Services</i>						
		461310 RECORDING FEES	28,797	0	70,000	70,000
<i>Total Charges for Current Services</i>			28,797	0	70,000	70,000
<i>Other Financing Sources</i>						
		480210 Transfers-In	0	0	0	0
<i>Total Other Financing Sources</i>			0	0	0	0
<b>Total 2060 SSN Truncation Program</b>			<b>30,741</b>	<b>3,216</b>	<b>71,060</b>	<b>71,060</b>
<b>2070 Planning In-Lieu Housing</b>						
<i>Licenses, Permits and Franchises</i>						
		421710 OTHER LICENSES AND PERMITS	406,496	722,709	450,047	450,047
<i>Total Licenses, Permits and Franchises</i>			406,496	722,709	450,047	450,047
<i>Use of Money and Property</i>						

## County of Marin

### Detail of Additional Financing Sources by Fund and Account Governmental Funds Fiscal Year 2019-20

Fund Name 1	Financing Source Category 2	Financing Source Account 3	2017-18 Actual 4	2018-19 Estimated 5	2019-20 Recommended 6	2019-20 Adopted by the Board of Supervisors 7
		441110 INVESTMT INCOME-INT	45,176	53,101	0	0
		441115 INVESTMT INCOME-INT POOLED	57,874	124,684	0	0
		441215 RENTS AND CONCESSIONS-PROP	27,854	15,643	0	0
<i>Total Use of Money and Property</i>			130,904	193,428	0	0
<i>Charges for Current Services</i>						
		462610 CHRGS FOR CUR SVCS-OTHER	0	0	0	0
		462660 OTHER-CENTRAL SERVICES	0	0	0	0
<i>Total Charges for Current Services</i>			0	0	0	0
<i>Miscellaneous Revenues</i>						
		470310 MISC REVENUES	1,009,371	0	0	0
<i>Total Miscellaneous Revenues</i>			1,009,371	0	0	0
<i>Other Financing Sources</i>						
		480210 Transfers-In	250,000	4,350,000	250,000	250,000
<i>Total Other Financing Sources</i>			250,000	4,350,000	250,000	250,000
<b>Total 2070 Planning In-Lieu Housing</b>			<b>1,796,771</b>	<b>5,266,137</b>	<b>700,047</b>	<b>700,047</b>
<b>2080 Building Inspection</b>						
<i>Licenses, Permits and Franchises</i>						
		421220 BUS LICENSES-5% ADMIN FEE	9,430	18,875	14,000	14,000



## County of Marin

### Detail of Additional Financing Sources by Fund and Account Governmental Funds Fiscal Year 2019-20

Fund Name 1	Financing Source Category 2	Financing Source Account 3	2017-18 Actual 4	2018-19 Estimated 5	2019-20 Recommended 6	2019-20 Adopted by the Board of Supervisors 7
		421310 CONSTRUCTION PERMITS	3,005,849	3,239,628	3,576,942	3,576,942
		421325 CONST PERM-CA BLDG STDS FEE	701	617	516	516
		421410 ROAD PRIVILEGES AND PERMITS	306	0	0	0
		421740 OTH LIC PER-ENFOR COST RECOV	3,963	912	10,302	10,302
<i>Total Licenses, Permits and Franchises</i>			3,020,249	3,260,032	3,601,760	3,601,760
<i>Fines, Forfeitures, and Penalties</i>						
		431210 OTHER COURT FINES	0	0	0	0
<i>Total Fines, Forfeitures, and Penalties</i>			0	0	0	0
<i>Use of Money and Property</i>						
		441115 INVESTMT INCOME-INT POOLED	17,028	22,256	10,000	10,000
<i>Total Use of Money and Property</i>			17,028	22,256	10,000	10,000
<i>Intergovernmental Revenues</i>						
		453110 OTH-GOVERNMENTAL AGENCIES	0	0	0	0
<i>Total Intergovernmental Revenues</i>			0	0	0	0
<i>Charges for Current Services</i>						
		460720 PLAN AND ENG SVS-TECHNLGY FEE	69,668	157,582	176,204	176,204
		462660 OTHER-CENTRAL SERVICES	770	4,961	2,000	2,000
<i>Total Charges for Current Services</i>			70,438	162,543	178,204	178,204

## County of Marin

### Detail of Additional Financing Sources by Fund and Account Governmental Funds Fiscal Year 2019-20

Fund Name	Financing Source Category	Financing Source Account	2017-18 Actual	2018-19 Estimated	2019-20 Recommended	2019-20 Adopted by the Board of Supervisors
1	2	3	4	5	6	7
<i>Miscellaneous Revenues</i>						
	470110	OTHER SALES	0	0	0	0
	470310	MISC REVENUES	35,638	0	0	0
	470320	MIS REV-CANCEL WRNTS AND CHECK	0	0	0	0
<i>Total Miscellaneous Revenues</i>			35,638	0	0	0
<i>Other Financing Sources</i>						
	480210	Transfers-In	0	429,918	0	0
<i>Total Other Financing Sources</i>			0	429,918	0	0
<b>Total 2080 Building Inspection</b>			<b>3,143,353</b>	<b>3,874,749</b>	<b>3,789,964</b>	<b>3,789,964</b>
<b>2090 Environmental Health Services</b>						
<i>Taxes</i>						
	411125	PROP TAX CUR SEC SPL BEN TAX	984	0	0	0
	460120	TAX COL FEES ADM (CTRA)	(1,760)	(1,762)	(1,800)	(1,800)
<i>Total Taxes</i>			(776)	(1,762)	(1,800)	(1,800)
<i>Licenses, Permits and Franchises</i>						
	421210	BUSINESS LICENSES	1,659,994	1,661,378	1,680,960	1,680,960
	421320	CONST PERMITS - BLDG	53,295	45,256	49,173	49,173
	421330	CONSTRUCTION PERMITS -BLDG	403,254	417,021	381,000	381,000
	421710	OTHER LICENSES AND PERMITS	969,217	990,824	955,967	955,967

## County of Marin

### Detail of Additional Financing Sources by Fund and Account Governmental Funds Fiscal Year 2019-20

Fund Name 1	Financing Source Category 2	Financing Source Account 3	2017-18 Actual 4	2018-19 Estimated 5	2019-20 Recommended 6	2019-20 Adopted by the Board of Supervisors 7
		421715 OTH LIC AND PERM-SEPTIC TNKS	440,703	445,303	483,070	483,070
		421720 OTH LIC AND PERM-PUMP TRUCKS	36,967	39,626	37,595	37,595
		421725 OTH LIC PERM-SMALL WTR WELLS	107,270	91,186	120,000	120,000
		421730 OTH LIC PER-SMALL PUB WTR SYS	13,014	17,992	33,949	33,949
		421740 OTH LIC PER-ENFOR COST RECOV	30,542	19,695	49,244	49,244
<i>Total Licenses, Permits and Franchises</i>			3,714,256	3,728,281	3,790,958	3,790,958
<i>Use of Money and Property</i>						
		441115 INVESTMT INCOME-INT POOLED	10,710	26,361	0	0
<i>Total Use of Money and Property</i>			10,710	26,361	0	0
<i>Intergovernmental Revenues</i>						
		451970 STATE-OTHER	84,400	131,177	220,000	220,000
<i>Total Intergovernmental Revenues</i>			84,400	131,177	220,000	220,000
<i>Charges for Current Services</i>						
		460720 PLAN AND ENG SVS-TECHNLGY FEE	58,076	57,802	58,000	58,000
		461515 SANITATION SVS-MEDICAL WASTE	160,479	170,633	90,125	90,125
		462610 CHRGS FOR CUR SVCS-OTHER	5,580	4,531	0	0
		462660 OTHER-CENTRAL SERVICES	316	468	1,000	1,000
		463110 INTERFUND REVENUE	114,153	103,057	105,000	105,000
		463445 INTERFUND REVENUE-SAL GRANT	0	0	0	0

## County of Marin

### Detail of Additional Financing Sources by Fund and Account Governmental Funds Fiscal Year 2019-20

Fund Name	Financing Source Category	Financing Source Account	2017-18 Actual	2018-19 Estimated	2019-20 Recommended	2019-20 Adopted by the Board of Supervisors
1	2	3	4	5	6	7
<i>Total Charges for Current Services</i>			338,604	336,491	254,125	254,125
<i>Miscellaneous Revenues</i>						
	470310	MISC REVENUES	0	0	0	0
	470330	MIS REV-CONTRI AND DONATIONS	0	0	0	0
	470370	MISC REV-TATTOO REV	9,727	11,525	7,000	7,000
<i>Total Miscellaneous Revenues</i>			9,727	11,525	7,000	7,000
<i>Other Financing Sources</i>						
	480210	Transfers-In	130,000	78,110	0	0
<i>Total Other Financing Sources</i>			130,000	78,110	0	0
<b>Total 2090 Environmental Health Services</b>			<b>4,286,921</b>	<b>4,310,183</b>	<b>4,270,283</b>	<b>4,270,283</b>
<b>2100 HUD Fund</b>						
<i>Use of Money and Property</i>						
	441115	INVESTMT INCOME-INT POOLED	1,086	(3,670)	0	0
<i>Total Use of Money and Property</i>			1,086	(3,670)	0	0
<i>Intergovernmental Revenues</i>						
	452510	FEDERAL-IN-LIEU TAXES	0	0	0	0
	452515	FEDERAL-OTHER - HUD	1,525,591	2,885,728	0	0
<i>Total Intergovernmental Revenues</i>			1,525,591	2,885,728	0	0

## County of Marin

### Detail of Additional Financing Sources by Fund and Account Governmental Funds Fiscal Year 2019-20

Fund Name	Financing Source Category	Financing Source Account	2017-18 Actual	2018-19 Estimated	2019-20 Recommended	2019-20 Adopted by the Board of Supervisors
1	2	3	4	5	6	7
<b>Total 2100 HUD Fund</b>			<b>1,526,677</b>	<b>2,882,058</b>	<b>0</b>	<b>0</b>
<b>2110 East Shore Wastewater Maintenance Fund</b>						
<i>Taxes</i>						
		411125 PROP TAX CUR SEC SPL BEN TAX	67,810	69,974	67,000	67,000
		460120 TAX COL FEES ADM (CTRA)	(306)	(300)	0	0
<i>Total Taxes</i>			67,504	69,674	67,000	67,000
<i>Use of Money and Property</i>						
		441115 INVESTMT INCOME-INT POOLED	942	1,921	0	0
<i>Total Use of Money and Property</i>			942	1,921	0	0
<i>Miscellaneous Revenues</i>						
		470310 MISC REVENUES	0	0	0	0
<i>Total Miscellaneous Revenues</i>			0	0	0	0
<b>Total 2110 East Shore Wastewater Maintenance Fund</b>			<b>68,446</b>	<b>71,595</b>	<b>67,000</b>	<b>67,000</b>
<b>2120 Child Support Services</b>						
<i>Use of Money and Property</i>						
		441115 INVESTMT INCOME-INT POOLED	6,527	11,695	3,000	3,000
<i>Total Use of Money and Property</i>			6,527	11,695	3,000	3,000
<i>Intergovernmental Revenues</i>						
		452210 FEDERAL-PUB ASSIST PRG	3,625	196,842	30,000	30,000

## County of Marin

### Detail of Additional Financing Sources by Fund and Account Governmental Funds Fiscal Year 2019-20

Fund Name 1	Financing Source Category 2	Financing Source Account 3	2017-18 Actual 4	2018-19 Estimated 5	2019-20 Recommended 6	2019-20 Adopted by the Board of Supervisors 7
		452610 FEDERAL-OTHER	3,688,226	3,718,571	3,815,478	3,815,478
<i>Total Intergovernmental Revenues</i>			3,691,851	3,915,413	3,845,478	3,845,478
<i>Charges for Current Services</i>						
		462610 CHRGS FOR CUR SVCS-OTHER	0	0	0	0
		463450 INTERFUND REVENUE-RENT	0	0	0	0
<i>Total Charges for Current Services</i>			0	0	0	0
<i>Miscellaneous Revenues</i>						
		470310 MISC REVENUES	120	0	0	0
		470320 MIS REV-CANCEL WRNTS AND CHECK	0	0	182,146	182,146
<i>Total Miscellaneous Revenues</i>			120	0	182,146	182,146
<b>Total 2120 Child Support Services</b>			<b>3,698,498</b>	<b>3,927,108</b>	<b>4,030,624</b>	<b>4,030,624</b>
<b>2130 DOJ Equitable Sharing Program</b>						
<i>Use of Money and Property</i>						
		441115 INVESTMT INCOME-INT POOLED	285	94	0	0
<i>Total Use of Money and Property</i>			285	94	0	0
<i>Intergovernmental Revenues</i>						
		452610 FEDERAL-OTHER	0	0	0	0
<i>Total Intergovernmental Revenues</i>			0	0	0	0

## County of Marin

### Detail of Additional Financing Sources by Fund and Account Governmental Funds Fiscal Year 2019-20

Fund Name	Financing Source Category	Financing Source Account	2017-18 Actual	2018-19 Estimated	2019-20 Recommended	2019-20 Adopted by the Board of Supervisors
1	2	3	4	5	6	7
<b>Total 2130 DOJ Equitable Sharing Program</b>			<b>285</b>	<b>94</b>	<b>0</b>	<b>0</b>
<b>2140 High Tech Theft Apprehension &amp; Prosecution (Cnty)</b>						
<i>Use of Money and Property</i>						
		441115 INVESTMT INCOME-INT POOLED	2,436	4,877	0	0
<i>Total Use of Money and Property</i>			2,436	4,877	0	0
<i>Intergovernmental Revenues</i>						
		451970 STATE-OTHER	1,329,279	1,346,775	3,078,791	3,078,791
<i>Total Intergovernmental Revenues</i>			1,329,279	1,346,775	3,078,791	3,078,791
<i>Other Financing Sources</i>						
		480210 Transfers-In	13,612	(13,612)	0	0
<i>Total Other Financing Sources</i>			13,612	(13,612)	0	0
<b>Total 2140 High Tech Theft Apprehension &amp; Prosecution (Cnty)</b>			<b>1,345,327</b>	<b>1,338,040</b>	<b>3,078,791</b>	<b>3,078,791</b>
<b>2150 MCERA Employees</b>						
<i>Intergovernmental Revenues</i>						
		453110 OTH-GOVERNMENTAL AGENCIES	2,508,945	2,464,975	0	0
<i>Total Intergovernmental Revenues</i>			2,508,945	2,464,975	0	0
<i>Miscellaneous Revenues</i>						
		470310 MISC REVENUES	241	0	3,118,902	3,118,902

## County of Marin

### Detail of Additional Financing Sources by Fund and Account Governmental Funds Fiscal Year 2019-20

Fund Name	Financing Source Category	Financing Source Account	2017-18 Actual	2018-19 Estimated	2019-20 Recommended	2019-20 Adopted by the Board of Supervisors
1	2	3	4	5	6	7
<i>Total Miscellaneous Revenues</i>			241	0	3,118,902	3,118,902
<b>Total 2150 MCERA Employees</b>			<b>2,509,186</b>	<b>2,464,975</b>	<b>3,118,902</b>	<b>3,118,902</b>
<b>2160 Road</b>						
<i>Licenses, Permits and Franchises</i>						
		421610 FRANCHISES	636,112	590,541	0	0
<i>Total Licenses, Permits and Franchises</i>			636,112	590,541	0	0
<i>Use of Money and Property</i>						
		441115 INVESTMT INCOME-INT POOLED	12,397	27,731	2,500	2,500
<i>Total Use of Money and Property</i>			12,397	27,731	2,500	2,500
<i>Intergovernmental Revenues</i>						
		451110 STATE-HWY USERS TAX STATE	2,963,791	2,734,282	2,489,000	2,489,000
		451120 STATE-BUS LIC TAX HIWAY CAR	1,323,956	1,218,101	1,972,000	1,972,000
		451130 STATE-HWY USER TXS-PROP 42 REP	1,205,453	1,032,950	1,514,000	1,514,000
		451970 STATE-OTHER	34,262	251,264	295,000	295,000
		452610 FEDERAL-OTHER	133,871	0	0	0
<i>Total Intergovernmental Revenues</i>			5,661,333	5,236,597	6,270,000	6,270,000
<i>Charges for Current Services</i>						
		460740 PURCHASING FEES	687	0	0	0



## County of Marin

### Detail of Additional Financing Sources by Fund and Account Governmental Funds Fiscal Year 2019-20

Fund Name	Financing Source Category	Financing Source Account	2017-18 Actual	2018-19 Estimated	2019-20 Recommended	2019-20 Adopted by the Board of Supervisors
1	2	3	4	5	6	7
	463110	INTERFUND REVENUE	0	3,201	0	0
	463415	INTER-FUND COST REC-DPW SAL	474,122	1,201,886	1,100,000	1,100,000
<i>Total Charges for Current Services</i>			474,809	1,205,087	1,100,000	1,100,000
<i>Miscellaneous Revenues</i>						
	470310	MISC REVENUES	7,686	3,023	0	0
	470320	MIS REV-CANCEL WRNTS AND CHECK	69,413	0	60,000	60,000
	470410	MISCELLANEOUS	18,296	13,793	25,000	25,000
<i>Total Miscellaneous Revenues</i>			95,395	16,816	85,000	85,000
<i>Other Financing Sources</i>						
	480210	Transfers-In	0	2,000,000	0	0
	480510	TRANSFERS IN - MOE	753,786	2,121,711	2,121,711	2,121,711
	480520	TRANSFERS IN-COUNTY WIDE INIT	1,000,000	632,075	1,582,075	1,582,075
	480540	TRANSFERS IN - DISCRETIONARY	750,000	750,000	750,000	750,000
<i>Total Other Financing Sources</i>			2,503,786	5,503,786	4,453,786	4,453,786
<b>Total 2160 Road</b>			<b>9,383,832</b>	<b>12,580,558</b>	<b>11,911,286</b>	<b>11,911,286</b>
<b>2170 Survey Monument Preservation</b>						
<i>Licenses, Permits and Franchises</i>						
	421710	OTHER LICENSES AND PERMITS	11,610	10,490	20,000	20,000

## County of Marin

### Detail of Additional Financing Sources by Fund and Account Governmental Funds Fiscal Year 2019-20

Fund Name	Financing Source Category	Financing Source Account	2017-18 Actual	2018-19 Estimated	2019-20 Recommended	2019-20 Adopted by the Board of Supervisors
1	2	3	4	5	6	7
<i>Total Licenses, Permits and Franchises</i>			11,610	10,490	20,000	20,000
<i>Use of Money and Property</i>						
		441115 INVESTMT INCOME-INT POOLED	1,324	2,322	0	0
<i>Total Use of Money and Property</i>			1,324	2,322	0	0
<b>Total 2170 Survey Monument Preservation</b>			<b>12,934</b>	<b>12,812</b>	<b>20,000</b>	<b>20,000</b>
<b>2180 Tidelands Use Fees</b>						
<i>Use of Money and Property</i>						
		441115 INVESTMT INCOME-INT POOLED	1,339	2,927	0	0
		441215 RENTS AND CONCESSIONS-PROP	38,937	31,960	0	0
<i>Total Use of Money and Property</i>			40,276	34,887	0	0
<b>Total 2180 Tidelands Use Fees</b>			<b>40,276</b>	<b>34,887</b>	<b>0</b>	<b>0</b>
<b>2200 Roadway Impact Fees</b>						
<i>Licenses, Permits and Franchises</i>						
		421410 ROAD PRIVILEGES AND PERMITS	1,258,891	1,173,301	750,000	750,000
<i>Total Licenses, Permits and Franchises</i>			1,258,891	1,173,301	750,000	750,000
<i>Use of Money and Property</i>						
		441115 INVESTMT INCOME-INT POOLED	11,312	1,251	0	0
<i>Total Use of Money and Property</i>			11,312	1,251	0	0

# County of Marin

## Detail of Additional Financing Sources by Fund and Account Governmental Funds Fiscal Year 2019-20

Fund Name	Financing Source Category	Financing Source Account	2017-18 Actual	2018-19 Estimated	2019-20 Recommended	2019-20 Adopted by the Board of Supervisors
1	2	3	4	5	6	7
<b>Total 2200 Roadway Impact Fees</b>			<b>1,270,203</b>	<b>1,174,552</b>	<b>750,000</b>	<b>750,000</b>
<b>2210 Traffic - Tamalpais Community Plan Area</b>						
<i>Use of Money and Property</i>						
		441115 INVESTMT INCOME-INT POOLED	1,451	3,107	0	0
<i>Total Use of Money and Property</i>			1,451	3,107	0	0
<i>Charges for Current Services</i>						
		462610 CHRGS FOR CUR SVCS-OTHER	17,634	22,717	0	0
<i>Total Charges for Current Services</i>			17,634	22,717	0	0
<b>Total 2210 Traffic - Tamalpais Community Plan Area</b>			<b>19,085</b>	<b>25,824</b>	<b>0</b>	<b>0</b>
<b>2220 Traffic - Strawberry Interchange Plan</b>						
<i>Use of Money and Property</i>						
		441115 INVESTMT INCOME-INT POOLED	4,133	8,028	0	0
<i>Total Use of Money and Property</i>			4,133	8,028	0	0
<i>Charges for Current Services</i>						
		462610 CHRGS FOR CUR SVCS-OTHER	3,116	25,187	0	0
<i>Total Charges for Current Services</i>			3,116	25,187	0	0
<i>Miscellaneous Revenues</i>						
		470310 MISC REVENUES	0	0	0	0

## County of Marin

### Detail of Additional Financing Sources by Fund and Account Governmental Funds Fiscal Year 2019-20

Fund Name	Financing Source Category	Financing Source Account	2017-18 Actual	2018-19 Estimated	2019-20 Recommended	2019-20 Adopted by the Board of Supervisors
1	2	3	4	5	6	7
<i>Total Miscellaneous Revenues</i>			0	0	0	0
<b>Total 2220 Traffic - Strawberry Interchange Plan</b>			<b>7,249</b>	<b>33,215</b>	<b>0</b>	<b>0</b>
<b>2230 Traffic - West Sir Francis Drake</b>						
<i>Use of Money and Property</i>						
		441115 INVESTMT INCOME-INT POOLED	1,379	2,619	0	0
<i>Total Use of Money and Property</i>			1,379	2,619	0	0
<i>Charges for Current Services</i>						
		462610 CHRGS FOR CUR SVCS-OTHER	0	7,310	0	0
<i>Total Charges for Current Services</i>			0	7,310	0	0
<b>Total 2230 Traffic - West Sir Francis Drake</b>			<b>1,379</b>	<b>9,929</b>	<b>0</b>	<b>0</b>
<b>2240 Traffic - Atherton Avenue Interchange</b>						
<i>Use of Money and Property</i>						
		441115 INVESTMT INCOME-INT POOLED	3,883	7,406	0	0
<i>Total Use of Money and Property</i>			3,883	7,406	0	0
<i>Charges for Current Services</i>						
		462610 CHRGS FOR CUR SVCS-OTHER	0	8,904	0	0
<i>Total Charges for Current Services</i>			0	8,904	0	0
<i>Miscellaneous Revenues</i>						

## County of Marin

### Detail of Additional Financing Sources by Fund and Account Governmental Funds Fiscal Year 2019-20

Fund Name	Financing Source Category	Financing Source Account	2017-18 Actual	2018-19 Estimated	2019-20 Recommended	2019-20 Adopted by the Board of Supervisors
1	2	3	4	5	6	7
		470310 MISC REVENUES	2,215	0	0	0
		<i>Total Miscellaneous Revenues</i>	2,215	0	0	0
<b>Total 2240 Traffic - Atherton Avenue Interchange</b>			<b>6,098</b>	<b>16,310</b>	<b>0</b>	<b>0</b>
<b>2250 Zero Waste Public Outreach</b>						
		<i>Licenses, Permits and Franchises</i>				
		421610 FRANCHISES	123,351	158,351	20,000	20,000
		<i>Total Licenses, Permits and Franchises</i>	123,351	158,351	20,000	20,000
		<i>Use of Money and Property</i>				
		441115 INVESTMT INCOME-INT POOLED	3,996	8,767	0	0
		<i>Total Use of Money and Property</i>	3,996	8,767	0	0
<b>Total 2250 Zero Waste Public Outreach</b>			<b>127,347</b>	<b>167,118</b>	<b>20,000</b>	<b>20,000</b>
<b>2260 Non-Motorized Transportation Plan (NTPP)</b>						
		<i>Use of Money and Property</i>				
		441115 INVESTMT INCOME-INT POOLED	236	6,231	0	0
		<i>Total Use of Money and Property</i>	236	6,231	0	0
		<i>Intergovernmental Revenues</i>				
		452610 FEDERAL-OTHER	1,015,934	36,024	0	0
		<i>Total Intergovernmental Revenues</i>	1,015,934	36,024	0	0

# County of Marin

## Detail of Additional Financing Sources by Fund and Account Governmental Funds Fiscal Year 2019-20

Fund Name	Financing Source Category	Financing Source Account	2017-18 Actual	2018-19 Estimated	2019-20 Recommended	2019-20 Adopted by the Board of Supervisors
1	2	3	4	5	6	7
<b>Total 2260 Non-Motorized Transportation Plan (NTPP)</b>			<b>1,016,170</b>	<b>42,255</b>	<b>0</b>	<b>0</b>
<b>2270 Off-Highway Motor Vehicle Trails (VC 42204)</b>						
<i>Use of Money and Property</i>						
		441115 INVESTMT INCOME-INT POOLED	291	568	0	0
<i>Total Use of Money and Property</i>			291	568	0	0
<b>Total 2270 Off-Highway Motor Vehicle Trails (VC 42204)</b>			<b>291</b>	<b>568</b>	<b>0</b>	<b>0</b>
<b>2280 Hospital Preparedness Program (HPP)</b>						
<i>Use of Money and Property</i>						
		441115 INVESTMT INCOME-INT POOLED	5,222	8,717	0	0
<i>Total Use of Money and Property</i>			5,222	8,717	0	0
<i>Intergovernmental Revenues</i>						
		451970 STATE-OTHER	49,632	36,480	129,640	129,640
		452610 FEDERAL-OTHER	456,441	366,350	384,808	384,808
<i>Total Intergovernmental Revenues</i>			506,073	402,830	514,448	514,448
<b>Total 2280 Hospital Preparedness Program (HPP)</b>			<b>511,295</b>	<b>411,547</b>	<b>514,448</b>	<b>514,448</b>
<b>2290 California Tobacco Control Program (CTCP)</b>						
<i>Licenses, Permits and Franchises</i>						
		421210 BUSINESS LICENSES	0	0	0	0

## County of Marin

### Detail of Additional Financing Sources by Fund and Account Governmental Funds Fiscal Year 2019-20

Fund Name	Financing Source Category	Financing Source Account	2017-18 Actual	2018-19 Estimated	2019-20 Recommended	2019-20 Adopted by the Board of Supervisors
1	2	3	4	5	6	7
<i>Total Licenses, Permits and Franchises</i>			0	0	0	0
<i>Use of Money and Property</i>						
	441115	INVESTMT INCOME-INT POOLED	1,522	10,629	0	0
<i>Total Use of Money and Property</i>			1,522	10,629	0	0
<i>Intergovernmental Revenues</i>						
	451810	STATE - HEALTH	418,708	218,448	291,264	291,264
	451970	STATE-OTHER	150,000	112,500	150,000	150,000
	451971	STATE-MISC CONTRIBUTION	0	161,103	172,325	172,325
<i>Total Intergovernmental Revenues</i>			568,708	492,051	613,589	613,589
<b>Total 2290 California Tobacco Control Program (CTCP)</b>			<b>570,230</b>	<b>502,680</b>	<b>613,589</b>	<b>613,589</b>
<b>2300 Domestic Violence (W&amp;I 18305)</b>						
<i>Licenses, Permits and Franchises</i>						
	421710	OTHER LICENSES AND PERMITS	54,954	54,916	66,000	66,000
<i>Total Licenses, Permits and Franchises</i>			54,954	54,916	66,000	66,000
<i>Use of Money and Property</i>						
	441115	INVESTMT INCOME-INT POOLED	164	457	0	0
<i>Total Use of Money and Property</i>			164	457	0	0
<b>Total 2300 Domestic Violence (W&amp;I 18305)</b>			<b>55,118</b>	<b>55,373</b>	<b>66,000</b>	<b>66,000</b>

## County of Marin

### Detail of Additional Financing Sources by Fund and Account Governmental Funds Fiscal Year 2019-20

Fund Name	Financing Source Category	Financing Source Account	2017-18 Actual	2018-19 Estimated	2019-20 Recommended	2019-20 Adopted by the Board of Supervisors
1	2	3	4	5	6	7
<b>2310 Children's Trust (AB 2994)</b>						
<i>Use of Money and Property</i>						
		441115 INVESTMT INCOME-INT POOLED	454	1,247	0	0
<i>Total Use of Money and Property</i>			454	1,247	0	0
<i>Intergovernmental Revenues</i>						
		451970 STATE-OTHER	22,853	23,340	23,400	23,400
<i>Total Intergovernmental Revenues</i>			22,853	23,340	23,400	23,400
<i>Charges for Current Services</i>						
		461310 RECORDING FEES	17,431	19,637	0	0
<i>Total Charges for Current Services</i>			17,431	19,637	0	0
<i>Miscellaneous Revenues</i>						
		470320 MIS REV-CANCEL WRNTS AND CHECK	0	0	0	0
<i>Total Miscellaneous Revenues</i>			0	0	0	0
<b>Total 2310 Children's Trust (AB 2994)</b>			<b>40,738</b>	<b>44,224</b>	<b>23,400</b>	<b>23,400</b>
<b>2320 Social Services Realignment</b>						
<i>Intergovernmental Revenues</i>						
		451310 STATE-PUBLIC ASSIST PRG	140,432	140,432	140,432	140,432
		451810 STATE - HEALTH	13,426,929	13,841,969	18,004,253	18,004,253
		451950 STATE-OTH-REALGMENT VLF	0	1,603,471	0	0



## County of Marin

### Detail of Additional Financing Sources by Fund and Account Governmental Funds Fiscal Year 2019-20

Fund Name	Financing Source Category	Financing Source Account	2017-18 Actual	2018-19 Estimated	2019-20 Recommended	2019-20 Adopted by the Board of Supervisors
1	2	3	4	5	6	7
<i>Total Intergovernmental Revenues</i>			13,567,361	15,585,872	18,144,685	18,144,685
<b>Total 2320 Social Services Realignment</b>			<b>13,567,361</b>	<b>15,585,872</b>	<b>18,144,685</b>	<b>18,144,685</b>
<b>2330 Health Services Realignment</b>						
<i>Intergovernmental Revenues</i>						
		451810 STATE - HEALTH	8,637,546	1,143,292	1,143,292	1,143,292
		451950 STATE-OTH-REALGMENT VLF	0	7,798,187	7,918,650	7,918,650
<i>Total Intergovernmental Revenues</i>			8,637,546	8,941,479	9,061,942	9,061,942
<b>Total 2330 Health Services Realignment</b>			<b>8,637,546</b>	<b>8,941,479</b>	<b>9,061,942</b>	<b>9,061,942</b>
<b>2340 Health Program</b>						
<i>Use of Money and Property</i>						
		441115 INVESTMT INCOME-INT POOLED	20,670	35,228	0	0
<i>Total Use of Money and Property</i>			20,670	35,228	0	0
<i>Intergovernmental Revenues</i>						
		451410 STATE-HEALTH ADMIN	1,313,859	97,310	96,789	96,789
		452310 FEDERAL-HEALTH ADMINISTRATION	311,584	358,827	768,264	768,264
		452610 FEDERAL-OTHER	0	42,512	50,000	50,000
<i>Total Intergovernmental Revenues</i>			1,625,443	498,649	915,053	915,053
<i>Miscellaneous Revenues</i>						

## County of Marin

### Detail of Additional Financing Sources by Fund and Account Governmental Funds Fiscal Year 2019-20

Fund Name	Financing Source Category	Financing Source Account	2017-18 Actual	2018-19 Estimated	2019-20 Recommended	2019-20 Adopted by the Board of Supervisors
1	2	3	4	5	6	7
		470330 MIS REV-CONTRI AND DONATIONS	0	14,000	0	0
		<i>Total Miscellaneous Revenues</i>	0	14,000	0	0
<b>Total 2340 Health Program</b>			<b>1,646,113</b>	<b>547,877</b>	<b>915,053</b>	<b>915,053</b>
<b>2350 Emergency Medical Services (GC 76104)</b>						
<i>Fines, Forfeitures, and Penalties</i>						
		431230 OTH CRT FINES-MADDY FUNDS	698,728	749,698	765,255	765,255
		<i>Total Fines, Forfeitures, and Penalties</i>	698,728	749,698	765,255	765,255
<i>Use of Money and Property</i>						
		441115 INVESTMT INCOME-INT POOLED	6,364	11,667	0	0
		<i>Total Use of Money and Property</i>	6,364	11,667	0	0
<b>Total 2350 Emergency Medical Services (GC 76104)</b>			<b>705,092</b>	<b>761,365</b>	<b>765,255</b>	<b>765,255</b>
<b>2360 Mental Health Realignment</b>						
<i>Intergovernmental Revenues</i>						
		451810 STATE - HEALTH	13,077,316	11,878,453	11,817,205	11,817,205
		451950 STATE-OTH-REALGMENT VLF	0	1,438,189	0	0
		<i>Total Intergovernmental Revenues</i>	13,077,316	13,316,642	11,817,205	11,817,205
<b>Total 2360 Mental Health Realignment</b>			<b>13,077,316</b>	<b>13,316,642</b>	<b>11,817,205</b>	<b>11,817,205</b>

## County of Marin

### Detail of Additional Financing Sources by Fund and Account Governmental Funds Fiscal Year 2019-20

Fund Name	Financing Source Category	Financing Source Account	2017-18 Actual	2018-19 Estimated	2019-20 Recommended	2019-20 Adopted by the Board of Supervisors
1	2	3	4	5	6	7
<b>2370 Mental Health Program</b>						
<i>Use of Money and Property</i>						
		441115 INVESTMT INCOME-INT POOLED	21,447	40,736	0	0
<i>Total Use of Money and Property</i>			21,447	40,736	0	0
<i>Intergovernmental Revenues</i>						
		451610 STATE - MENTAL HEALTH	0	0	200,000	200,000
		452210 FEDERAL-PUB ASSIST PRG	0	0	0	0
<i>Total Intergovernmental Revenues</i>			0	0	200,000	200,000
<b>Total 2370 Mental Health Program</b>			<b>21,447</b>	<b>40,736</b>	<b>200,000</b>	<b>200,000</b>
<b>2380 Mental Health Services Act (Prop 63)</b>						
<i>Use of Money and Property</i>						
		441115 INVESTMT INCOME-INT POOLED	256,666	465,457	0	0
<i>Total Use of Money and Property</i>			256,666	465,457	0	0
<i>Intergovernmental Revenues</i>						
		451610 STATE - MENTAL HEALTH	9,580,441	12,831,532	14,728,848	14,728,848
		451970 STATE-OTHER	0	3,528	0	0
		452214 FEDERAL-MEDI-CAL	0	2,628,922	1,144,821	1,144,821
<i>Total Intergovernmental Revenues</i>			9,580,441	15,463,982	15,873,669	15,873,669
<i>Charges for Current Services</i>						

## County of Marin

### Detail of Additional Financing Sources by Fund and Account Governmental Funds Fiscal Year 2019-20

Fund Name	Financing Source Category	Financing Source Account	2017-18 Actual	2018-19 Estimated	2019-20 Recommended	2019-20 Adopted by the Board of Supervisors
1	2	3	4	5	6	7
		461420 HEALTH FEES-MEDICARE REVENUE	0	2,115	13,315	13,315
		461435 HEALTH FEES-PATIENT FEES	0	50	0	0
		<i>Total Charges for Current Services</i>	0	2,165	13,315	13,315
<b>Total 2380 Mental Health Services Act (Prop 63)</b>			<b>9,837,107</b>	<b>15,931,604</b>	<b>15,886,984</b>	<b>15,886,984</b>
<b>2390 Substance Abuse Prevention and Treatment (SAPT)</b>						
<i>Use of Money and Property</i>						
		441115 INVESTMT INCOME-INT POOLED	9,056	18,962	0	0
		<i>Total Use of Money and Property</i>	9,056	18,962	0	0
<i>Intergovernmental Revenues</i>						
		452210 FEDERAL-PUB ASSIST PRG	1,871,391	459,302	2,010,347	2,010,347
		<i>Total Intergovernmental Revenues</i>	1,871,391	459,302	2,010,347	2,010,347
<b>Total 2390 Substance Abuse Prevention and Treatment (SAPT)</b>			<b>1,880,447</b>	<b>478,264</b>	<b>2,010,347</b>	<b>2,010,347</b>
<b>2410 Realignment - CalWORKS MOE</b>						
<i>Use of Money and Property</i>						
		441115 INVESTMT INCOME-INT POOLED	968	17	0	0
		<i>Total Use of Money and Property</i>	968	17	0	0
<i>Intergovernmental Revenues</i>						
		451310 STATE-PUBLIC ASSIST PRG	1,551,109	1,824,607	1,773,410	1,773,410

## County of Marin

### Detail of Additional Financing Sources by Fund and Account Governmental Funds Fiscal Year 2019-20

Fund Name 1	Financing Source Category 2	Financing Source Account 3	2017-18 Actual 4	2018-19 Estimated 5	2019-20 Recommended 6	2019-20 Adopted by the Board of Supervisors 7
		451810 STATE - HEALTH	0	0	0	0
		451950 STATE-OTH-REALGMENT VLF	0	0	0	0
		452210 FEDERAL-PUB ASSIST PRG	0	0	0	0
<i>Total Intergovernmental Revenues</i>			1,551,109	1,824,607	1,773,410	1,773,410
<b>Total 2410 Realignment - CalWORKS MOE</b>			<b>1,552,077</b>	<b>1,824,624</b>	<b>1,773,410</b>	<b>1,773,410</b>
<b>2420 DHCS Intergovernmental Transfer Agreement</b>						
<i>Use of Money and Property</i>						
		441115 INVESTMT INCOME-INT POOLED	9,033	25,438	0	0
<i>Total Use of Money and Property</i>			9,033	25,438	0	0
<i>Intergovernmental Revenues</i>						
		452210 FEDERAL-PUB ASSIST PRG	0	0	0	0
		452610 FEDERAL-OTHER	18,901	0	0	0
		452613 FEDERAL-PARTNERSHIP HEALTH	3,679,306	1,175,525	0	0
<i>Total Intergovernmental Revenues</i>			3,698,207	1,175,525	0	0
<b>Total 2420 DHCS Intergovernmental Transfer Agreement</b>			<b>3,707,240</b>	<b>1,200,963</b>	<b>0</b>	<b>0</b>
<b>2430 Vital Statistics (SB 1535)</b>						
<i>Use of Money and Property</i>						
		441115 INVESTMT INCOME-INT POOLED	3,542	7,157	0	0

## County of Marin

### Detail of Additional Financing Sources by Fund and Account Governmental Funds Fiscal Year 2019-20

Fund Name	Financing Source Category	Financing Source Account	2017-18 Actual	2018-19 Estimated	2019-20 Recommended	2019-20 Adopted by the Board of Supervisors
1	2	3	4	5	6	7
<i>Total Use of Money and Property</i>			3,542	7,157	0	0
<i>Charges for Current Services</i>						
		461310 RECORDING FEES	42,998	40,591	0	0
<i>Total Charges for Current Services</i>			42,998	40,591	0	0
<b>Total 2430 Vital Statistics (SB 1535)</b>			<b>46,540</b>	<b>47,748</b>	<b>0</b>	<b>0</b>
<b>2440 Andrea Fox Fund</b>						
<i>Use of Money and Property</i>						
		441115 INVESTMT INCOME-INT POOLED	184	347	0	0
<i>Total Use of Money and Property</i>			184	347	0	0
<b>Total 2440 Andrea Fox Fund</b>			<b>184</b>	<b>347</b>	<b>0</b>	<b>0</b>
<b>2450 Child Car Seat Program</b>						
<i>Fines, Forfeitures, and Penalties</i>						
		431110 VEHICLE CODE FINE	2,425	2,237	0	0
<i>Total Fines, Forfeitures, and Penalties</i>			2,425	2,237	0	0
<i>Use of Money and Property</i>						
		441115 INVESTMT INCOME-INT POOLED	136	294	0	0
<i>Total Use of Money and Property</i>			136	294	0	0
<b>Total 2450 Child Car Seat Program</b>			<b>2,561</b>	<b>2,531</b>	<b>0</b>	<b>0</b>

## County of Marin

### Detail of Additional Financing Sources by Fund and Account Governmental Funds Fiscal Year 2019-20

Fund Name	Financing Source Category	Financing Source Account	2017-18 Actual	2018-19 Estimated	2019-20 Recommended	2019-20 Adopted by the Board of Supervisors
1	2	3	4	5	6	7
<b>2460 POST - Death Certificates</b>						
<i>Use of Money and Property</i>						
		441115 INVESTMT INCOME-INT POOLED	236	484	0	0
<i>Total Use of Money and Property</i>			236	484	0	0
<i>Charges for Current Services</i>						
		461310 RECORDING FEES	2,468	2,287	0	0
<i>Total Charges for Current Services</i>			2,468	2,287	0	0
<b>Total 2460 POST - Death Certificates</b>			<b>2,704</b>	<b>2,771</b>	<b>0</b>	<b>0</b>
<b>2470 Marin County Library</b>						
<i>Taxes</i>						
		411030 PROP TAX-CURR UNSEC	163,094	168,530	172,490	172,490
		411110 PROP TAX-CUR SECURED	8,599,930	9,146,482	9,450,000	9,450,000
		411115 PROP TAX-CURR SEC-UNI	53,442	61,158	50,811	50,811
		411125 PROP TAX CUR SEC SPL BEN TAX	1,793,841	1,792,418	1,795,604	1,795,604
		411135 PROP TAX- PRIOR UNSEC	9,052	6,578	6,987	6,987
		411210 SUPP PROP TAX-CURR	211,272	211,064	164,438	164,438
		411215 SUPP PROP TAX-CURR-UNSEC	3,025	1,823	3,275	3,275
		411310 SUPP PROP TAX-PRIOR-REDEM	3,495	6,205	34,445	34,445
		411410 RESIDUAL PROP TAX-RPTTF (ABX1)	94,913	99,831	183,584	183,584

# County of Marin

## Detail of Additional Financing Sources by Fund and Account Governmental Funds Fiscal Year 2019-20

Fund Name 1	Financing Source Category 2	Financing Source Account 3	2017-18 Actual 4	2018-19 Estimated 5	2019-20 Recommended 6	2019-20 Adopted by the Board of Supervisors 7
		411510 PASTHRU PRTAX HMILTNRDATA I	39,880	41,642	35,298	35,298
		411515 PSTHRU PROP TX-NOV DNTWN RDA	23,071	24,905	22,921	22,921
		411520 PSTHRU PROP TX-NO HAMILTON RDA	35,209	37,358	38,359	38,359
		411540 PASS THRU PROP TX NV VNOK RDA	0	0	0	0
		411810 OTH TAX-CURR ERAF REV	150,261	134,280	65,000	65,000
		411820 OTH TAX-EXCES ERAF	1,903,169	1,994,698	2,055,908	2,055,908
		460120 TAX COL FEES ADM (CTRA)	(62,618)	(62,604)	0	0
		460150 SB2557 ADMIN FEE (CONTRA)	(135,554)	(139,287)	(109,561)	(109,561)
<b>Total Taxes</b>			<b>12,885,482</b>	<b>13,525,081</b>	<b>13,969,559</b>	<b>13,969,559</b>
<b>Use of Money and Property</b>						
		441115 INVESTMT INCOME-INT POOLED	33,282	83,526	18,352	18,352
		441120 INVESTMT INCOME-ERAF INT	2,050	3,240	4,441	4,441
<b>Total Use of Money and Property</b>			<b>35,332</b>	<b>86,766</b>	<b>22,793</b>	<b>22,793</b>
<b>Intergovernmental Revenues</b>						
		451150 STATE-INLIEU TX-CALTRN	604	605	1,250	1,250
		451910 STATE-HOMEOWNERS PROP TAX RLF	43,205	42,728	42,702	42,702
		451970 STATE-OTHER	2,504	0	0	0
		452510 FEDERAL-IN-LIEU TAXES	0	7	0	0



## County of Marin

### Detail of Additional Financing Sources by Fund and Account Governmental Funds Fiscal Year 2019-20

Fund Name	Financing Source Category	Financing Source Account	2017-18 Actual	2018-19 Estimated	2019-20 Recommended	2019-20 Adopted by the Board of Supervisors
1	2	3	4	5	6	7
<i>Total Intergovernmental Revenues</i>			46,313	43,340	43,952	43,952
<i>Charges for Current Services</i>						
	461810	LIBRARY SERVICES	125,355	96,236	0	0
	462610	CHRGs FOR CUR SVCS-OTHER	71,691	58,783	0	0
	462650	OTHER-MICROGRAPHIC	16,461	15,462	15,437	15,437
	462690	OTHER - CONTRACT REV	515,758	474,663	501,963	501,963
<i>Total Charges for Current Services</i>			729,265	645,144	517,400	517,400
<i>Miscellaneous Revenues</i>						
	470310	MISC REVENUES	26,151	11,262	6,675	6,675
	470320	MIS REV-CANCEL WRNTS AND CHECK	0	0	0	0
	470330	MIS REV-CONTRI AND DONATIONS	67,829	64,903	3,944	3,944
<i>Total Miscellaneous Revenues</i>			93,980	76,165	10,619	10,619
<i>Other Financing Sources</i>						
	480210	Transfers-In	651,682	2,108,407	2,369,800	2,369,800
<i>Total Other Financing Sources</i>			651,682	2,108,407	2,369,800	2,369,800
<b>Total 2470 Marin County Library</b>			<b>14,442,054</b>	<b>16,484,903</b>	<b>16,934,123</b>	<b>16,934,123</b>

## County of Marin

### Detail of Additional Financing Sources by Fund and Account Governmental Funds Fiscal Year 2019-20

Fund Name	Financing Source Category	Financing Source Account	2017-18 Actual	2018-19 Estimated	2019-20 Recommended	2019-20 Adopted by the Board of Supervisors
1	2	3	4	5	6	7
<b>2480 Marin County Free Library Measure A</b>						
<i>Taxes</i>						
		411125 PROP TAX CUR SEC SPL BEN TAX	2,519,181	2,575,190	2,672,800	2,672,800
		460120 TAX COL FEES ADM (CTRA)	(44,399)	(44,224)	0	0
		<i>Total Taxes</i>	2,474,782	2,530,966	2,672,800	2,672,800
<i>Use of Money and Property</i>						
		441115 INVESTMT INCOME-INT POOLED	13,027	26,187	0	0
		<i>Total Use of Money and Property</i>	13,027	26,187	0	0
<b>Total 2480 Marin County Free Library Measure A</b>			<b>2,487,809</b>	<b>2,557,153</b>	<b>2,672,800</b>	<b>2,672,800</b>
<b>2490 Marin County Library Trust</b>						
<i>Use of Money and Property</i>						
		441115 INVESTMT INCOME-INT POOLED	5,215	8,006	0	0
		<i>Total Use of Money and Property</i>	5,215	8,006	0	0
<i>Miscellaneous Revenues</i>						
		470330 MIS REV-CONTRI AND DONATIONS	50,000	0	0	0
		<i>Total Miscellaneous Revenues</i>	50,000	0	0	0
<i>Other Financing Sources</i>						
		480210 Transfers-In	200,000	0	0	0

## County of Marin

### Detail of Additional Financing Sources by Fund and Account Governmental Funds Fiscal Year 2019-20

Fund Name	Financing Source Category	Financing Source Account	2017-18 Actual	2018-19 Estimated	2019-20 Recommended	2019-20 Adopted by the Board of Supervisors
1	2	3	4	5	6	7
<i>Total Other Financing Sources</i>			200,000	0	0	0
<b>Total 2490 Marin County Library Trust</b>			<b>255,215</b>	<b>8,006</b>	<b>0</b>	<b>0</b>
<b>2500 Bolinas Library Trust</b>						
<i>Use of Money and Property</i>						
		441115 INVESTMT INCOME-INT POOLED	120	230	0	0
<i>Total Use of Money and Property</i>			120	230	0	0
<b>Total 2500 Bolinas Library Trust</b>			<b>120</b>	<b>230</b>	<b>0</b>	<b>0</b>
<b>2510 Corte Madera Library - A. Cello Fund</b>						
<i>Use of Money and Property</i>						
		441115 INVESTMT INCOME-INT POOLED	3,314	6,008	0	0
<i>Total Use of Money and Property</i>			3,314	6,008	0	0
<b>Total 2510 Corte Madera Library - A. Cello Fund</b>			<b>3,314</b>	<b>6,008</b>	<b>0</b>	<b>0</b>
<b>2520 California Room Trust - Watkins Estate</b>						
<i>Use of Money and Property</i>						
		441115 INVESTMT INCOME-INT POOLED	506	951	0	0
<i>Total Use of Money and Property</i>			506	951	0	0
<b>Total 2520 California Room Trust - Watkins Estate</b>			<b>506</b>	<b>951</b>	<b>0</b>	<b>0</b>

# County of Marin

## Detail of Additional Financing Sources by Fund and Account Governmental Funds Fiscal Year 2019-20

Fund Name	Financing Source Category	Financing Source Account	2017-18 Actual	2018-19 Estimated	2019-20 Recommended	2019-20 Adopted by the Board of Supervisors
1	2	3	4	5	6	7
<b>2530 Stinson Beach Library Trust</b>						
<i>Use of Money and Property</i>						
		441115 INVESTMT INCOME-INT POOLED	246	464	0	0
		<i>Total Use of Money and Property</i>	246	464	0	0
<b>Total 2530 Stinson Beach Library Trust</b>			<b>246</b>	<b>464</b>	<b>0</b>	<b>0</b>
<b>2550 Luiz Ranch Endowment</b>						
<i>Use of Money and Property</i>						
		441115 INVESTMT INCOME-INT POOLED	1,257	12	0	0
		<i>Total Use of Money and Property</i>	1,257	12	0	0
<b>Total 2550 Luiz Ranch Endowment</b>			<b>1,257</b>	<b>12</b>	<b>0</b>	<b>0</b>
<b>2560 Measure A - Parks &amp; Open Space</b>						
<i>Taxes</i>						
		411710 SALES AND USE TAX	13,344,388	14,673,946	14,483,136	14,483,136
		<i>Total Taxes</i>	13,344,388	14,673,946	14,483,136	14,483,136
<i>Use of Money and Property</i>						
		441115 INVESTMT INCOME-INT POOLED	176,361	274,103	0	0
		<i>Total Use of Money and Property</i>	176,361	274,103	0	0
<i>Intergovernmental Revenues</i>						
		451970 STATE-OTHER	140,196	209,713	0	0

## County of Marin

### Detail of Additional Financing Sources by Fund and Account Governmental Funds Fiscal Year 2019-20

Fund Name 1	Financing Source Category 2	Financing Source Account 3	2017-18 Actual 4	2018-19 Estimated 5	2019-20 Recommended 6	2019-20 Adopted by the Board of Supervisors 7
		452610 FEDERAL-OTHER	29,820	17,509	0	0
		453110 OTH-GOVERNMENTAL AGENCIES	0	100,000	0	0
<i>Total Intergovernmental Revenues</i>			170,016	327,222	0	0
<i>Charges for Current Services</i>						
		463110 INTERFUND REVENUE	0	0	0	0
<i>Total Charges for Current Services</i>			0	0	0	0
<i>Miscellaneous Revenues</i>						
		470310 MISC REVENUES	105,797	83,009	0	0
		470320 MIS REV-CANCEL WRNTS AND CHECK	0	0	0	0
		470330 MIS REV-CONTRI AND DONATIONS	500	(500)	0	0
<i>Total Miscellaneous Revenues</i>			106,297	82,509	0	0
<i>Other Financing Sources</i>						
		480210 Transfers-In	77,751	0	0	0
<i>Total Other Financing Sources</i>			77,751	0	0	0
<b>Total 2560 Measure A - Parks &amp; Open Space</b>			<b>13,874,813</b>	<b>15,357,780</b>	<b>14,483,136</b>	<b>14,483,136</b>
<b>2570 Realignment - Juvenile Justice Crime Prevention</b>						
<i>Use of Money and Property</i>						
		441115 INVESTMT INCOME-INT POOLED	7,705	25,563	0	0

## County of Marin

### Detail of Additional Financing Sources by Fund and Account Governmental Funds Fiscal Year 2019-20

Fund Name	Financing Source Category	Financing Source Account	2017-18 Actual	2018-19 Estimated	2019-20 Recommended	2019-20 Adopted by the Board of Supervisors
1	2	3	4	5	6	7
<i>Total Use of Money and Property</i>			7,705	25,563	0	0
<i>Intergovernmental Revenues</i>						
	451930	STATE-COPS	1,039,027	1,103,972	781,128	781,128
<i>Total Intergovernmental Revenues</i>			1,039,027	1,103,972	781,128	781,128
<b>Total 2570 Realignment - Juvenile Justice Crime Prevention</b>			<b>1,046,732</b>	<b>1,129,535</b>	<b>781,128</b>	<b>781,128</b>
<b>2580 Inmate Welfare Fund</b>						
<i>Use of Money and Property</i>						
	441110	INVESTMT INCOME-INT	1	2	0	0
	441115	INVESTMT INCOME-INT POOLED	7,922	18,647	0	0
<i>Total Use of Money and Property</i>			7,923	18,649	0	0
<i>Charges for Current Services</i>						
	461610	INSTITUTIONAL CARE SVS	141,914	694,018	212,471	212,471
<i>Total Charges for Current Services</i>			141,914	694,018	212,471	212,471
<b>Total 2580 Inmate Welfare Fund</b>			<b>149,837</b>	<b>712,667</b>	<b>212,471</b>	<b>212,471</b>
<b>2590 DMV Vehicle Theft (PC 9250.14)</b>						
<i>Use of Money and Property</i>						
	441115	INVESTMT INCOME-INT POOLED	6,864	15,211	0	0
<i>Total Use of Money and Property</i>			6,864	15,211	0	0

## County of Marin

### Detail of Additional Financing Sources by Fund and Account Governmental Funds Fiscal Year 2019-20

Fund Name	Financing Source Category	Financing Source Account	2017-18 Actual	2018-19 Estimated	2019-20 Recommended	2019-20 Adopted by the Board of Supervisors
1	2	3	4	5	6	7
<i>Intergovernmental Revenues</i>						
		451970 STATE-OTHER	242,556	243,883	111,407	111,407
<i>Total Intergovernmental Revenues</i>			242,556	243,883	111,407	111,407
<b>Total 2590 DMV Vehicle Theft (PC 9250.14)</b>			<b>249,420</b>	<b>259,094</b>	<b>111,407</b>	<b>111,407</b>
<b>2600 Suppl Lcl Law Enf - Rural Counties and COPS</b>						
<i>Use of Money and Property</i>						
		441115 INVESTMT INCOME-INT POOLED	41,292	82,773	0	0
<i>Total Use of Money and Property</i>			41,292	82,773	0	0
<i>Intergovernmental Revenues</i>						
		451930 STATE-COPS	0	0	0	0
		451940 STATE-COPS-SMLL CTY RURL ENFOR	500,000	500,000	0	0
		451970 STATE-OTHER	0	0	0	0
<i>Total Intergovernmental Revenues</i>			500,000	500,000	0	0
<i>Charges for Current Services</i>						
		463110 INTERFUND REVENUE	0	58,700	0	0
<i>Total Charges for Current Services</i>			0	58,700	0	0
<i>Other Financing Sources</i>						
		480210 Transfers-In	0	45,828	0	0

## County of Marin

### Detail of Additional Financing Sources by Fund and Account Governmental Funds Fiscal Year 2019-20

Fund Name	Financing Source Category	Financing Source Account	2017-18 Actual	2018-19 Estimated	2019-20 Recommended	2019-20 Adopted by the Board of Supervisors
1	2	3	4	5	6	7
<i>Total Other Financing Sources</i>			0	45,828	0	0
<b>Total 2600 Suppl Lcl Law Enf - Rural Counties and COPS</b>			<b>541,292</b>	<b>687,301</b>	<b>0</b>	<b>0</b>
<b>2610 Crime Prevention - DCEP</b>						
<i>Use of Money and Property</i>						
		441115 INVESTMT INCOME-INT POOLED	845	1,317	0	0
<i>Total Use of Money and Property</i>			845	1,317	0	0
<i>Charges for Current Services</i>						
		462610 CHRGS FOR CUR SVCS-OTHER	0	0	0	0
		462690 OTHER - CONTRACT REV	0	0	15,000	15,000
<i>Total Charges for Current Services</i>			0	0	15,000	15,000
<i>Miscellaneous Revenues</i>						
		470310 MISC REVENUES	0	0	0	0
<i>Total Miscellaneous Revenues</i>			0	0	0	0
<b>Total 2610 Crime Prevention - DCEP</b>			<b>845</b>	<b>1,317</b>	<b>15,000</b>	<b>15,000</b>
<b>2620 Writ Fee (GC 26746)</b>						
<i>Use of Money and Property</i>						
		441115 INVESTMT INCOME-INT POOLED	4,168	8,172	0	0
<i>Total Use of Money and Property</i>			4,168	8,172	0	0



## County of Marin

### Detail of Additional Financing Sources by Fund and Account Governmental Funds Fiscal Year 2019-20

Fund Name	Financing Source Category	Financing Source Account	2017-18 Actual	2018-19 Estimated	2019-20 Recommended	2019-20 Adopted by the Board of Supervisors
1	2	3	4	5	6	7
<i>Charges for Current Services</i>						
		460810 CIVIL PROCESSING SVS	28,903	11,331	0	0
<i>Total Charges for Current Services</i>			28,903	11,331	0	0
<b>Total 2620 Writ Fee (GC 26746)</b>			<b>33,071</b>	<b>19,503</b>	<b>0</b>	<b>0</b>
<b>2630 Asset Forfeiture</b>						
<i>Fines, Forfeitures, and Penalties</i>						
		431210 OTHER COURT FINES	5,602	3,348	0	0
<i>Total Fines, Forfeitures, and Penalties</i>			5,602	3,348	0	0
<i>Use of Money and Property</i>						
		441115 INVESTMT INCOME-INT POOLED	84	681	0	0
<i>Total Use of Money and Property</i>			84	681	0	0
<i>Miscellaneous Revenues</i>						
		470310 MISC REVENUES	27,512	0	0	0
<i>Total Miscellaneous Revenues</i>			27,512	0	0	0
<b>Total 2630 Asset Forfeiture</b>			<b>33,198</b>	<b>4,029</b>	<b>0</b>	<b>0</b>
<b>2640 Auto Finger ID (GC 76102)</b>						
<i>Fines, Forfeitures, and Penalties</i>						
		431210 OTHER COURT FINES	649	1,011	0	0

## County of Marin

### Detail of Additional Financing Sources by Fund and Account Governmental Funds Fiscal Year 2019-20

Fund Name	Financing Source Category	Financing Source Account	2017-18 Actual	2018-19 Estimated	2019-20 Recommended	2019-20 Adopted by the Board of Supervisors
1	2	3	4	5	6	7
<i>Total Fines, Forfeitures, and Penalties</i>			649	1,011	0	0
<i>Use of Money and Property</i>						
	441115	INVESTMT INCOME-INT POOLED	16,472	37,543	0	0
<i>Total Use of Money and Property</i>			16,472	37,543	0	0
<i>Intergovernmental Revenues</i>						
	451970	STATE-OTHER	244,413	245,598	151,377	151,377
<i>Total Intergovernmental Revenues</i>			244,413	245,598	151,377	151,377
<b>Total 2640 Auto Finger ID (GC 76102)</b>			<b>261,534</b>	<b>284,152</b>	<b>151,377</b>	<b>151,377</b>
<b>2650 Local Law Enforcement Block Grant</b>						
<i>Use of Money and Property</i>						
	441115	INVESTMT INCOME-INT POOLED	1,359	2,557	0	0
<i>Total Use of Money and Property</i>			1,359	2,557	0	0
<b>Total 2650 Local Law Enforcement Block Grant</b>			<b>1,359</b>	<b>2,557</b>	<b>0</b>	<b>0</b>
<b>2660 Civil Paper Service Fee (GC 26731)</b>						
<i>Use of Money and Property</i>						
	441115	INVESTMT INCOME-INT POOLED	3,005	6,019	0	0
<i>Total Use of Money and Property</i>			3,005	6,019	0	0
<i>Charges for Current Services</i>						

## County of Marin

### Detail of Additional Financing Sources by Fund and Account Governmental Funds Fiscal Year 2019-20

Fund Name 1	Financing Source Category 2	Financing Source Account 3	2017-18 Actual 4	2018-19 Estimated 5	2019-20 Recommended 6	2019-20 Adopted by the Board of Supervisors 7
		460810 CIVIL PROCESSING SVS	23,610	35,263	0	0
		<i>Total Charges for Current Services</i>	23,610	35,263	0	0
		<b>Total 2660 Civil Paper Service Fee (GC 26731)</b>	<b>26,615</b>	<b>41,282</b>	<b>0</b>	<b>0</b>
		<b>2670 Realignment - Public Safety</b>				
		<i>Use of Money and Property</i>				
		441115 INVESTMT INCOME-INT POOLED	93,940	183,975	0	0
		<i>Total Use of Money and Property</i>	93,940	183,975	0	0
		<i>Intergovernmental Revenues</i>				
		451850 STATE-JVENLE RENTRY GR SB 1020	150,000	0	0	0
		451860 STATE-CORRECTIONS	0	0	0	0
		451990 STATE REALIGN-PUB SAFETY AB	5,785,383	6,048,686	6,190,092	6,190,092
		<i>Total Intergovernmental Revenues</i>	5,935,383	6,048,686	6,190,092	6,190,092
		<i>Miscellaneous Revenues</i>				
		470310 MISC REVENUES	2,978	0	0	0
		470320 MIS REV-CANCEL WRNTS AND CHECK	0	0	0	0
		<i>Total Miscellaneous Revenues</i>	2,978	0	0	0
		<i>Other Financing Sources</i>				
		480210 Transfers-In	0	0	0	0

# County of Marin

## Detail of Additional Financing Sources by Fund and Account Governmental Funds Fiscal Year 2019-20

Fund Name	Financing Source Category	Financing Source Account	2017-18 Actual	2018-19 Estimated	2019-20 Recommended	2019-20 Adopted by the Board of Supervisors
1	2	3	4	5	6	7
<i>Total Other Financing Sources</i>			0	0	0	0
<b>Total 2670 Realignment - Public Safety</b>			<b>6,032,301</b>	<b>6,232,661</b>	<b>6,190,092</b>	<b>6,190,092</b>
<b>2680 Realignment - SB 1020</b>						
<i>Use of Money and Property</i>						
		441115 INVESTMT INCOME-INT POOLED	106,377	231,304	0	0
<i>Total Use of Money and Property</i>			106,377	231,304	0	0
<i>Intergovernmental Revenues</i>						
		451210 STATE-PUB ASSIST ADMIN	388,308	403,723	0	0
		451315 STATE-PUB ASSIST PRG-CAPIT	113,198	117,692	0	0
		451320 STATE - PA PROGRAM -FOSTER CARE	1,804,427	1,876,057	0	0
		451325 STATE PUB ASSIST CHILD WEL SVS	2,811,768	2,923,387	0	0
		451330 STATE -PA ADULT PRORECTV SVC	578,171	601,122	618,190	618,190
		451335 STATE-PA PROGRAM - FOSTR CARE	64,559	67,122	860,506	860,506
		451340 STATE - PA PROGRAM-ADOPT	1,575,829	1,638,384	765,200	765,200
		451610 STATE - MENTAL HEALTH	2,532,265	3,708,769	2,645,119	2,645,119
		451810 STATE - HEALTH	2,972,659	1,356,840	1,982,528	1,982,528
		451815 STATE - PERINATAL	728,485	728,485	728,485	728,485
		451830 STATE - CIVIL DEFENSE	72,100	81,772	0	0
		451850 STATE-JVENLE RENTRY GR SB 1020	0	0	0	0

## County of Marin

### Detail of Additional Financing Sources by Fund and Account Governmental Funds Fiscal Year 2019-20

Fund Name 1	Financing Source Category 2	Financing Source Account 3	2017-18 Actual 4	2018-19 Estimated 5	2019-20 Recommended 6	2019-20 Adopted by the Board of Supervisors 7
		451860 STATE-CORRECTIONS	0	0	0	0
		451970 STATE-OTHER	0	0	4,700,831	4,700,831
		451990 STATE REALIGN-PUB SAFETY AB	72,100	81,772	166,500	166,500
<i>Total Intergovernmental Revenues</i>			13,713,869	13,585,125	12,467,359	12,467,359
<b>Total 2680 Realignment - SB 1020</b>			<b>13,820,246</b>	<b>13,816,429</b>	<b>12,467,359</b>	<b>12,467,359</b>
<b>2690 Realignment - Juvenile Justice YOBG</b>						
<i>Use of Money and Property</i>						
		441115 INVESTMT INCOME-INT POOLED	11,932	23,222	0	0
<i>Total Use of Money and Property</i>			11,932	23,222	0	0
<i>Intergovernmental Revenues</i>						
		451850 STATE-JVENLE RENTRY GR SB 1020	224,003	0	0	0
		451860 STATE-CORRECTIONS	0	0	0	0
		451970 STATE-OTHER	839,476	791,323	826,614	826,614
		451990 STATE REALIGN-PUB SAFETY AB	0	0	30,000	30,000
		452610 FEDERAL-OTHER	0	0	0	0
<i>Total Intergovernmental Revenues</i>			1,063,479	791,323	856,614	856,614
<i>Miscellaneous Revenues</i>						
		470310 MISC REVENUES	3,452	0	0	0

## County of Marin

### Detail of Additional Financing Sources by Fund and Account Governmental Funds Fiscal Year 2019-20

Fund Name	Financing Source Category	Financing Source Account	2017-18 Actual	2018-19 Estimated	2019-20 Recommended	2019-20 Adopted by the Board of Supervisors
1	2	3	4	5	6	7
<i>Total Miscellaneous Revenues</i>			3,452	0	0	0
<i>Other Financing Sources</i>						
	480210	Transfers-In	0	0	0	0
<i>Total Other Financing Sources</i>			0	0	0	0
<b>Total 2690 Realignment - Juvenile Justice YOBG</b>			<b>1,078,863</b>	<b>814,545</b>	<b>856,614</b>	<b>856,614</b>
<b>2700 Countywide Grants</b>						
<i>Intergovernmental Revenues</i>						
	451970	STATE-OTHER	711,279	712,421	0	0
	452610	FEDERAL-OTHER	0	0	0	0
	453110	OTH-GOVERNMENTAL AGENCIES	0	0	0	0
<i>Total Intergovernmental Revenues</i>			711,279	712,421	0	0
<i>Miscellaneous Revenues</i>						
	470310	MISC REVENUES	602	0	0	0
	470320	MIS REV-CANCEL WRNTS AND CHECK	0	0	0	0
<i>Total Miscellaneous Revenues</i>			602	0	0	0
<b>Total 2700 Countywide Grants</b>			<b>711,881</b>	<b>712,421</b>	<b>0</b>	<b>0</b>

## County of Marin

### Detail of Additional Financing Sources by Fund and Account Governmental Funds Fiscal Year 2019-20

Fund Name	Financing Source Category	Financing Source Account	2017-18 Actual	2018-19 Estimated	2019-20 Recommended	2019-20 Adopted by the Board of Supervisors
1	2	3	4	5	6	7
<b>2720 Dispute Resolution (BP 470.3)</b>						
<i>Use of Money and Property</i>						
		441115 INVESTMT INCOME-INT POOLED	323	307	0	0
<i>Total Use of Money and Property</i>			323	307	0	0
<i>Miscellaneous Revenues</i>						
		470310 MISC REVENUES	0	118,215	0	0
<i>Total Miscellaneous Revenues</i>			0	118,215	0	0
<b>Total 2720 Dispute Resolution (BP 470.3)</b>			<b>323</b>	<b>118,522</b>	<b>0</b>	<b>0</b>
<b>2730 Criminal Justice Facilities (GC 76101)</b>						
<i>Fines, Forfeitures, and Penalties</i>						
		431210 OTHER COURT FINES	442,179	453,163	450,000	450,000
<i>Total Fines, Forfeitures, and Penalties</i>			442,179	453,163	450,000	450,000
<i>Use of Money and Property</i>						
		441115 INVESTMT INCOME-INT POOLED	5,629	6,362	0	0
<i>Total Use of Money and Property</i>			5,629	6,362	0	0
<b>Total 2730 Criminal Justice Facilities (GC 76101)</b>			<b>447,808</b>	<b>459,525</b>	<b>450,000</b>	<b>450,000</b>
<b>2740 Real Estate Fraud (GC 27388)</b>						
<i>Use of Money and Property</i>						
		441115 INVESTMT INCOME-INT POOLED	2,052	5,565	0	0

## County of Marin

### Detail of Additional Financing Sources by Fund and Account Governmental Funds Fiscal Year 2019-20

Fund Name	Financing Source Category	Financing Source Account	2017-18 Actual	2018-19 Estimated	2019-20 Recommended	2019-20 Adopted by the Board of Supervisors
1	2	3	4	5	6	7
<i>Total Use of Money and Property</i>			2,052	5,565	0	0
<i>Charges for Current Services</i>						
	461310	RECORDING FEES	184,788	263,934	0	0
<i>Total Charges for Current Services</i>			184,788	263,934	0	0
<i>Miscellaneous Revenues</i>						
	470310	MISC REVENUES	0	0	219,022	219,022
<i>Total Miscellaneous Revenues</i>			0	0	219,022	219,022
<b>Total 2740 Real Estate Fraud (GC 27388)</b>			<b>186,840</b>	<b>269,499</b>	<b>219,022</b>	<b>219,022</b>
<b>2770 HUD HOME Prog Inc</b>						
<i>Use of Money and Property</i>						
	441115	INVESTMT INCOME-INT POOLED	494	934	0	0
<i>Total Use of Money and Property</i>			494	934	0	0
<i>Intergovernmental Revenues</i>						
	452515	FEDERAL-OTHER - HUD	0	0	742,490	742,490
<i>Total Intergovernmental Revenues</i>			0	0	742,490	742,490
<b>Total 2770 HUD HOME Prog Inc</b>			<b>494</b>	<b>934</b>	<b>742,490</b>	<b>742,490</b>



## County of Marin

### Detail of Additional Financing Sources by Fund and Account Governmental Funds Fiscal Year 2019-20

Fund Name	Financing Source Category	Financing Source Account	2017-18 Actual	2018-19 Estimated	2019-20 Recommended	2019-20 Adopted by the Board of Supervisors
1	2	3	4	5	6	7
<b>2780 Treasury AFMLS - Equitable Sharing Prgm</b>						
<i>Use of Money and Property</i>						
		441115 INVESTMT INCOME-INT POOLED	353	456	0	0
<i>Total Use of Money and Property</i>			353	456	0	0
<i>Other Financing Sources</i>						
		480210 Transfers-In	0	0	0	0
<i>Total Other Financing Sources</i>			0	0	0	0
<b>Total 2780 Treasury AFMLS - Equitable Sharing Prgm</b>			<b>353</b>	<b>456</b>	<b>0</b>	<b>0</b>
<b>2790 SB678 Community Correction Performance</b>						
<i>Use of Money and Property</i>						
		441115 INVESTMT INCOME-INT POOLED	22,099	43,118	0	0
<i>Total Use of Money and Property</i>			22,099	43,118	0	0
<i>Intergovernmental Revenues</i>						
		451860 STATE-CORRECTIONS	2,839,250	989,666	1,170,899	1,170,899
<i>Total Intergovernmental Revenues</i>			2,839,250	989,666	1,170,899	1,170,899
<b>Total 2790 SB678 Community Correction Performance</b>			<b>2,861,349</b>	<b>1,032,784</b>	<b>1,170,899</b>	<b>1,170,899</b>
<b>2800 Health and Human Services Operating</b>						
<i>Licenses, Permits and Franchises</i>						
		421750 OTH LIC PERM-MED MARIJUANA	43,750	14,600	15,000	15,000

## County of Marin

### Detail of Additional Financing Sources by Fund and Account Governmental Funds Fiscal Year 2019-20

Fund Name	Financing Source Category	Financing Source Account	2017-18 Actual	2018-19 Estimated	2019-20 Recommended	2019-20 Adopted by the Board of Supervisors
1	2	3	4	5	6	7
<i>Total Licenses, Permits and Franchises</i>			43,750	14,600	15,000	15,000
<i>Fines, Forfeitures, and Penalties</i>						
	431115	VEHICLE CODE FINE-STATHAM	27,438	35,959	38,880	38,880
	431210	OTHER COURT FINES	8,558	11,220	12,000	12,000
<i>Total Fines, Forfeitures, and Penalties</i>			35,996	47,179	50,880	50,880
<i>Use of Money and Property</i>						
	441110	INVESTMT INCOME-INT	21,592	31,325	8,000	8,000
	441215	RENTS AND CONCESSIONS-PROP	79,242	0	0	0
<i>Total Use of Money and Property</i>			100,834	31,325	8,000	8,000
<i>Intergovernmental Revenues</i>						
	451120	STATE-BUS LIC TAX HIWAY CAR	9,847	0	0	0
	451210	STATE-PUB ASSIST ADMIN	2,609,506	5,643,332	6,015,788	6,015,788
	451211	STATE-IN HOME SUPPORT SERVICES	3,145,293	3,953,952	3,038,023	3,038,023
	451212	STATE-CAL WORKS	2,127,258	1,772,102	3,077,337	3,077,337
	451213	STATE-CAL WORKS SUBST ABUSE	147,804	139,464	213,946	213,946
	451214	STATE MEDI-CAL	12,659,823	11,931,837	11,045,444	11,045,444
	451310	STATE-PUBLIC ASSIST PRG	128,268	(431,382)	723,886	723,886
	451315	STATE-PUB ASSIST PRG-CAPIT	0	0	0	0
	451325	STATE PUB ASSIST CHILD WEL SVS	519,938	294,364	676,914	676,914

# County of Marin

## Detail of Additional Financing Sources by Fund and Account Governmental Funds Fiscal Year 2019-20

Fund Name 1	Financing Source Category 2	Financing Source Account 3	2017-18 Actual 4	2018-19 Estimated 5	2019-20 Recommended 6	2019-20 Adopted by the Board of Supervisors 7
		451340 STATE - PA PROGRAM-ADOPT	126,694	748,971	0	0
		451410 STATE-HEALTH ADMIN	169,532	173,349	609,048	609,048
		451510 STATE-CALIFORNIA CHILDREN SVS	1,067,684	991,400	518,490	518,490
		451610 STATE - MENTAL HEALTH	96,707	522,043	161,075	161,075
		451710 STATE-TUBERCULOSIS CONTROL	58,272	57,532	46,005	46,005
		451810 STATE - HEALTH	1,123,190	509,404	319,492	319,492
		451880 STATE-VETERANS' AFFAIRS	44,901	48,905	46,389	46,389
		451970 STATE-OTHER	1,995,785	1,782,493	2,564,119	2,564,119
		451975 STATE-PY FUNDING	0	34,854	0	0
		452110 FEDERAL-PUB ASSIST ADMIN	9,981,177	7,520,421	8,497,225	8,497,225
		452111 FEDERAL-PROMO SAFE STABLE FMLY	67,241	84,226	45,873	45,873
		452112 FEDERAL-IND LIVING SKILLS PRG	106,955	109,708	77,975	77,975
		452210 FEDERAL-PUB ASSIST PRG	6,895,500	9,081,371	5,902,481	5,902,481
		452211 FED-IN HOME SUPPORT SERVICES	0	0	0	0
		452212 FEDERAL-CAL WORKS ASST	1,207,764	428,660	817,377	817,377
		452213 FEDERAL-ADOPTIONS	1,146,886	978,419	985,136	985,136
		452214 FEDERAL-MEDI-CAL	18,155,715	17,870,118	14,858,852	14,858,852
		452215 FEDERAL-CHILD WELFARE SVCS	3,814,197	3,861,868	4,354,999	4,354,999
		452216 FEDERAL-EMRG AST-FOSTER CARE	543,092	587,151	712,184	712,184

# County of Marin

## Detail of Additional Financing Sources by Fund and Account Governmental Funds Fiscal Year 2019-20

Fund Name 1	Financing Source Category 2	Financing Source Account 3	2017-18 Actual 4	2018-19 Estimated 5	2019-20 Recommended 6	2019-20 Adopted by the Board of Supervisors 7
		452217 FEDERAL-REFUGEE ASSISTANCE	0	0	5,000	5,000
		452250 FEDERAL-PY FUNDING	0	4,726	0	0
		452251 FEDERAL-MEDCAL PRIOR YR FUNDIN	0	624,251	0	0
		452310 FEDERAL-HEALTH ADMINISTRATION	0	0	247,459	247,459
		452610 FEDERAL-OTHER	4,038,147	5,608,046	5,728,886	5,728,886
		452613 FEDERAL-PARTNERSHIP HEALTH	0	0	0	0
		453110 OTH-GOVERNMENTAL AGENCIES	212,922	265,876	0	0
<b>Total Intergovernmental Revenues</b>			<b>72,200,098</b>	<b>75,197,461</b>	<b>71,289,403</b>	<b>71,289,403</b>
<b>Charges for Current Services</b>						
		460315 AUDITING AND ACCT FEES-BONDS	47,738	35,594	47,000	47,000
		460610 LEGAL SERVICES	51,616	71,589	88,000	88,000
		460910 ESTATE FEES	111,177	104,064	101,000	101,000
		461215 LAW ENFORCEMENT SERVICES-DUI	15,540	17,960	19,800	19,800
		461310 RECORDING FEES	191,912	193,009	124,064	124,064
		461320 REC FEES-DEATH CERTI	4,936	4,574	6,800	6,800
		461410 HEALTH FEES	317,596	47,500	47,500	47,500
		461415 HEALTH FEES-CERT FEES	13,975	5,945	10,362	10,362
		461420 HEALTH FEES-MEDICARE REVENUE	181,629	202,029	61,000	61,000
		461425 HEALTH FEES-HEALTHY FAMILIES	0	0	0	0

## County of Marin

### Detail of Additional Financing Sources by Fund and Account Governmental Funds Fiscal Year 2019-20

Fund Name 1	Financing Source Category 2	Financing Source Account 3	2017-18 Actual 4	2018-19 Estimated 5	2019-20 Recommended 6	2019-20 Adopted by the Board of Supervisors 7
		461430 HEALTH FEES-PVT INS	4,908	0	0	0
		461435 HEALTH FEES-PATIENT FEES	530,914	241,731	244,000	244,000
		461440 HEALTH FEES-LAB FEES	9,153	0	0	0
		461445 HEALTH FEES-HEALTH KIDS	1,645	0	0	0
		461450 MENTAL HEALTH SERVICES	74,806	110,000	5,000	5,000
		461455 MENTAL HEALTH SVS-INS	108,786	258,923	143,537	143,537
		461460 CALIFORNIA CHILDREN SVS	310	360	0	0
		461625 INST CARE SVS-GEN ASSIST REIM	0	0	0	0
		461635 INST CARE AND SVS-REIM PVT	0	179,428	33,755	33,755
		461710 EDUCATIONAL SERVICES	18,528	20,941	12,138	12,138
		462690 OTHER - CONTRACT REV	337,996	0	0	0
<b>Total Charges for Current Services</b>			<b>2,023,165</b>	<b>1,493,647</b>	<b>943,956</b>	<b>943,956</b>
<b>Miscellaneous Revenues</b>						
		470215 OTH SALES-COPY MEDICAL RECORD	2,019	2,501	2,000	2,000
		470310 MISC REVENUES	560,503	491,375	0	0
		470330 MIS REV-CONTRI AND DONATIONS	29,240	316,475	13,500	13,500
<b>Total Miscellaneous Revenues</b>			<b>591,762</b>	<b>810,351</b>	<b>15,500</b>	<b>15,500</b>
<b>Other Financing Sources</b>						
		480210 Transfers-In	4,644,479	4,430,562	4,721,319	4,721,319

## County of Marin

### Detail of Additional Financing Sources by Fund and Account Governmental Funds Fiscal Year 2019-20

Fund Name 1	Financing Source Category 2	Financing Source Account 3	2017-18 Actual 4	2018-19 Estimated 5	2019-20 Recommended 6	2019-20 Adopted by the Board of Supervisors 7
		480310 TRANSFERS-IN-REALIGNMENT VLF	9,703,025	10,839,847	9,267,572	9,267,572
		480315 TRANSFERS-IN-REAL SALES TAX	22,869,314	24,036,981	26,932,460	26,932,460
		480410 TRANSFERS-IN-DOMESTIC VIOLENCE	58,499	55,649	66,000	66,000
		480415 TRANSFERS-IN-CHILD ABUSE FEES	23,400	23,340	23,400	23,400
		480420 TRANSFERS-IN-CHILD ABUSE PREV	224,120	39,630	206,260	206,260
		480425 TRANSFERS-IN-FOSTER CARE ASIST	1,801,354	1,617,991	772,828	772,828
		480430 TRANSFERS-IN-STATE ADOPTN AST	978,278	1,006,712	765,200	765,200
		480435 TRANSFERS-IN-STATE ADOPTN ADMN	335,830	201,777	415,010	415,010
		480440 TRANSFERS-IN-FOSTER CARE ADMIN	76,860	114,760	87,678	87,678
		480445 TRANSFERS-IN-STATE CWS	3,779,561	3,442,609	4,079,561	4,079,561
		480450 TRANSFERS-IN-STATE APS	618,190	618,190	618,190	618,190
		480455 TRANSFERS-IN-CAL WORKS ASSIST	1,618,942	2,197,677	1,773,410	1,773,410
		480460 TRANSFERS-IN-MEDICAL ADMIN ACT	2,289,347	1,617,271	226,789	226,789
		480465 TRANSFERS-IN-MANAGED CARE	1,297,016	1,844,236	1,076,270	1,076,270
		480470 TRANSFERS-IN-PROP 63 MH	9,197,439	1,091,466	0	0
		480475 TRANSFERS-IN-EPSDT	2,479,793	2,507,692	2,507,927	2,507,927
		480480 TRANSFERS-IN-STATE DRUG MEDCAL	326,326	743,851	949,450	949,450
		480485 TRANSFERS-IN-WOMEN & CHILD RES	51,407	248,258	728,485	728,485
		480490 TRANSFERS-IN-FEDERAL SAPT	1,754,832	1,598,720	2,010,347	2,010,347

## County of Marin

### Detail of Additional Financing Sources by Fund and Account Governmental Funds Fiscal Year 2019-20

Fund Name	Financing Source Category	Financing Source Account	2017-18 Actual	2018-19 Estimated	2019-20 Recommended	2019-20 Adopted by the Board of Supervisors
1	2	3	4	5	6	7
	480495	TRANSFERS-IN-STATE INTRGOV REV	506,297	953,598	978,037	978,037
	480510	TRANSFERS IN - MOE	0	0	0	0
	480520	TRANSFERS IN-COUNTY WIDE INIT	2,079,369	611,662	0	0
	480540	TRANSFERS IN - DISCRETIONARY	42,725,488	40,792,966	55,379,651	55,379,651
<i>Total Other Financing Sources</i>			109,439,166	100,635,445	113,585,844	113,585,844
<b>Total 2800 Health and Human Services Operating</b>			<b>184,434,771</b>	<b>178,230,008</b>	<b>185,908,583</b>	<b>185,908,583</b>
<b>2810 Fish and Wildlife Commission</b>						
<i>Fines, Forfeitures, and Penalties</i>						
	431210	OTHER COURT FINES	47,208	32,434	46,930	46,930
<i>Total Fines, Forfeitures, and Penalties</i>			47,208	32,434	46,930	46,930
<i>Use of Money and Property</i>						
	441115	INVESTMT INCOME-INT POOLED	601	702	0	0
<i>Total Use of Money and Property</i>			601	702	0	0
<i>Miscellaneous Revenues</i>						
	470310	MISC REVENUES	0	2,500	0	0
	470320	MIS REV-CANCEL WRNTS AND CHECK	0	0	0	0
<i>Total Miscellaneous Revenues</i>			0	2,500	0	0
<b>Total 2810 Fish and Wildlife Commission</b>			<b>47,809</b>	<b>35,636</b>	<b>46,930</b>	<b>46,930</b>

## County of Marin

### Detail of Additional Financing Sources by Fund and Account Governmental Funds Fiscal Year 2019-20

Fund Name	Financing Source Category	Financing Source Account	2017-18 Actual	2018-19 Estimated	2019-20 Recommended	2019-20 Adopted by the Board of Supervisors
1	2	3	4	5	6	7
<b>2820 Roadway Impact Fees</b>						
<i>Licenses, Permits and Franchises</i>						
		421410 ROAD PRIVILEGES AND PERMITS	0	0	0	0
		421610 FRANCHISES	289,082	164,082	0	0
		<i>Total Licenses, Permits and Franchises</i>	289,082	164,082	0	0
<i>Use of Money and Property</i>						
		441115 INVESTMT INCOME-INT POOLED	8,617	19,199	0	0
		<i>Total Use of Money and Property</i>	8,617	19,199	0	0
<b>Total 2820 Roadway Impact Fees</b>			<b>297,699</b>	<b>183,281</b>	<b>0</b>	<b>0</b>
<b>2830 Supplemental Law Enf - COPS</b>						
<i>Use of Money and Property</i>						
		441115 INVESTMT INCOME-INT POOLED	4,119	11,206	0	0
		<i>Total Use of Money and Property</i>	4,119	11,206	0	0
<i>Intergovernmental Revenues</i>						
		451930 STATE-COPS	223,645	228,525	0	0
		<i>Total Intergovernmental Revenues</i>	223,645	228,525	0	0
<b>Total 2830 Supplemental Law Enf - COPS</b>			<b>227,764</b>	<b>239,731</b>	<b>0</b>	<b>0</b>



# County of Marin

## Detail of Additional Financing Sources by Fund and Account Governmental Funds Fiscal Year 2019-20

Fund Name	Financing Source Category	Financing Source Account	2017-18 Actual	2018-19 Estimated	2019-20 Recommended	2019-20 Adopted by the Board of Supervisors
1	2	3	4	5	6	7
<b>2840 Asset Forfeiture</b>						
<i>Fines, Forfeitures, and Penalties</i>						
		431210 OTHER COURT FINES	0	0	0	0
		<i>Total Fines, Forfeitures, and Penalties</i>	0	0	0	0
<i>Use of Money and Property</i>						
		441115 INVESTMT INCOME-INT POOLED	311	585	0	0
		<i>Total Use of Money and Property</i>	311	585	0	0
<b>Total 2840 Asset Forfeiture</b>			<b>311</b>	<b>585</b>	<b>0</b>	<b>0</b>
<b>2850 Asset Forfeiture</b>						
<i>Use of Money and Property</i>						
		441115 INVESTMT INCOME-INT POOLED	147	276	0	0
		<i>Total Use of Money and Property</i>	147	276	0	0
<b>Total 2850 Asset Forfeiture</b>			<b>147</b>	<b>276</b>	<b>0</b>	<b>0</b>
<b>2860 Asset Forfeiture</b>						
<i>Fines, Forfeitures, and Penalties</i>						
		431210 OTHER COURT FINES	0	78,656	0	0
		<i>Total Fines, Forfeitures, and Penalties</i>	0	78,656	0	0
<i>Use of Money and Property</i>						
		441115 INVESTMT INCOME-INT POOLED	82	1,404	0	0

## County of Marin

### Detail of Additional Financing Sources by Fund and Account Governmental Funds Fiscal Year 2019-20

Fund Name	Financing Source Category	Financing Source Account	2017-18 Actual	2018-19 Estimated	2019-20 Recommended	2019-20 Adopted by the Board of Supervisors
1	2	3	4	5	6	7
<i>Total Use of Money and Property</i>			82	1,404	0	0
<b>Total 2860 Asset Forfeiture</b>			<b>82</b>	<b>80,060</b>	<b>0</b>	<b>0</b>
<b>2870 Asset Forfeiture</b>						
<i>Fines, Forfeitures, and Penalties</i>						
	431210	OTHER COURT FINES	0	0	0	0
<i>Total Fines, Forfeitures, and Penalties</i>			0	0	0	0
<i>Use of Money and Property</i>						
	441115	INVESTMT INCOME-INT POOLED	38	71	0	0
<i>Total Use of Money and Property</i>			38	71	0	0
<b>Total 2870 Asset Forfeiture</b>			<b>38</b>	<b>71</b>	<b>0</b>	<b>0</b>
<b>2880 Asset Forfeiture</b>						
<i>Fines, Forfeitures, and Penalties</i>						
	431210	OTHER COURT FINES	0	260,536	0	0
<i>Total Fines, Forfeitures, and Penalties</i>			0	260,536	0	0
<i>Use of Money and Property</i>						
	441115	INVESTMT INCOME-INT POOLED	1,022	3,727	0	0
<i>Total Use of Money and Property</i>			1,022	3,727	0	0
<b>Total 2880 Asset Forfeiture</b>			<b>1,022</b>	<b>264,263</b>	<b>0</b>	<b>0</b>

## County of Marin

### Detail of Additional Financing Sources by Fund and Account Governmental Funds Fiscal Year 2019-20

Fund Name	Financing Source Category	Financing Source Account	2017-18 Actual	2018-19 Estimated	2019-20 Recommended	2019-20 Adopted by the Board of Supervisors
1	2	3	4	5	6	7
<b>2890 Zimmer Family Trust</b>						
<i>Use of Money and Property</i>						
		441115 INVESTMT INCOME-INT POOLED	6,586	13,485	0	0
<i>Total Use of Money and Property</i>			6,586	13,485	0	0
<i>Miscellaneous Revenues</i>						
		470330 MIS REV-CONTRI AND DONATIONS	90,288	0	0	0
<i>Total Miscellaneous Revenues</i>			90,288	0	0	0
<b>Total 2890 Zimmer Family Trust</b>			<b>96,874</b>	<b>13,485</b>	<b>0</b>	<b>0</b>
<b>2900 Health and Human Services Whole Person Care</b>						
<i>Use of Money and Property</i>						
		441115 INVESTMT INCOME-INT POOLED	5,174	13,113	0	0
<i>Total Use of Money and Property</i>			5,174	13,113	0	0
<i>Intergovernmental Revenues</i>						
		452610 FEDERAL-OTHER	3,938,619	3,753,202	2,500,000	2,500,000
		453110 OTH-GOVERNMENTAL AGENCIES	0	10,000	0	0
<i>Total Intergovernmental Revenues</i>			3,938,619	3,763,202	2,500,000	2,500,000
<i>Other Financing Sources</i>						
		480530 TRANSFERS IN - MATCH	1,426,637	1,021,611	0	0
		480540 TRANSFERS IN - DISCRETIONARY	0	510,000	2,500,000	2,500,000

## County of Marin

### Detail of Additional Financing Sources by Fund and Account Governmental Funds Fiscal Year 2019-20

Fund Name	Financing Source Category	Financing Source Account	2017-18 Actual	2018-19 Estimated	2019-20 Recommended	2019-20 Adopted by the Board of Supervisors
1	2	3	4	5	6	7
<i>Total Other Financing Sources</i>			1,426,637	1,531,611	2,500,000	2,500,000
<b>Total 2900 Health and Human Services Whole Person Care</b>			<b>5,370,430</b>	<b>5,307,926</b>	<b>5,000,000</b>	<b>5,000,000</b>
<b>2920 Welfare Trust</b>						
<i>Use of Money and Property</i>						
		441115 INVESTMT INCOME-INT POOLED	264	6,118	0	0
<i>Total Use of Money and Property</i>			264	6,118	0	0
<i>Intergovernmental Revenues</i>						
		452610 FEDERAL-OTHER	148,670	0	0	0
		453110 OTH-GOVERNMENTAL AGENCIES	187,237	90,419	0	0
<i>Total Intergovernmental Revenues</i>			335,907	90,419	0	0
<b>Total 2920 Welfare Trust</b>			<b>336,171</b>	<b>96,537</b>	<b>0</b>	<b>0</b>
<b>2930 Marin Transportation Project</b>						
<i>Use of Money and Property</i>						
		441115 INVESTMT INCOME-INT POOLED	853	40	0	0
<i>Total Use of Money and Property</i>			853	40	0	0
<b>Total 2930 Marin Transportation Project</b>			<b>853</b>	<b>40</b>	<b>0</b>	<b>0</b>

## County of Marin

### Detail of Additional Financing Sources by Fund and Account Governmental Funds Fiscal Year 2019-20

Fund Name	Financing Source Category	Financing Source Account	2017-18 Actual	2018-19 Estimated	2019-20 Recommended	2019-20 Adopted by the Board of Supervisors
1	2	3	4	5	6	7
<b>2940 Traffic Impact Lucas</b>						
<i>Use of Money and Property</i>						
		441115 INVESTMT INCOME-INT POOLED	1,180	4,230	0	0
		<i>Total Use of Money and Property</i>	1,180	4,230	0	0
<b>Total 2940 Traffic Impact Lucas</b>			<b>1,180</b>	<b>4,230</b>	<b>0</b>	<b>0</b>
<b>2950 Traffic Mitigation Misc</b>						
<i>Use of Money and Property</i>						
		441115 INVESTMT INCOME-INT POOLED	16	57	0	0
		<i>Total Use of Money and Property</i>	16	57	0	0
<b>Total 2950 Traffic Mitigation Misc</b>			<b>16</b>	<b>57</b>	<b>0</b>	<b>0</b>
<b>2960 Northgate Activity CTR Plan</b>						
<i>Use of Money and Property</i>						
		441115 INVESTMT INCOME-INT POOLED	1,815	6,513	0	0
		<i>Total Use of Money and Property</i>	1,815	6,513	0	0
<i>Charges for Current Services</i>						
		462610 CHRGS FOR CUR SVCS-OTHER	0	4,793	0	0
		<i>Total Charges for Current Services</i>	0	4,793	0	0
<b>Total 2960 Northgate Activity CTR Plan</b>			<b>1,815</b>	<b>11,306</b>	<b>0</b>	<b>0</b>

## County of Marin

### Detail of Additional Financing Sources by Fund and Account Governmental Funds Fiscal Year 2019-20

Fund Name	Financing Source Category	Financing Source Account	2017-18 Actual	2018-19 Estimated	2019-20 Recommended	2019-20 Adopted by the Board of Supervisors
1	2	3	4	5	6	7
<b>2970 HUD CDBG Program</b>						
<i>Intergovernmental Revenues</i>						
		452515 FEDERAL-OTHER - HUD	0	0	1,505,533	1,505,533
<i>Total Intergovernmental Revenues</i>			0	0	1,505,533	1,505,533
<b>Total 2970 HUD CDBG Program</b>			<b>0</b>	<b>0</b>	<b>1,505,533</b>	<b>1,505,533</b>
<b>2980 Health and Human Services Grants</b>						
<i>Intergovernmental Revenues</i>						
		451610 STATE - MENTAL HEALTH	0	618,000	0	0
		453110 OTH-GOVERNMENTAL AGENCIES	0	4,834,220	0	0
<i>Total Intergovernmental Revenues</i>			0	5,452,220	0	0
<i>Charges for Current Services</i>						
		461455 MENTAL HEALTH SVS-INS	0	75,000	0	0
<i>Total Charges for Current Services</i>			0	75,000	0	0
<b>Total 2980 Health and Human Services Grants</b>			<b>0</b>	<b>5,527,220</b>	<b>0</b>	<b>0</b>
<b>3370 Woodacre Creek</b>						
<i>Use of Money and Property</i>						
		441115 INVESTMT INCOME-INT POOLED	5	10	0	0
<i>Total Use of Money and Property</i>			5	10	0	0

# County of Marin

## Detail of Additional Financing Sources by Fund and Account Governmental Funds Fiscal Year 2019-20

Fund Name	Financing Source Category	Financing Source Account	2017-18 Actual	2018-19 Estimated	2019-20 Recommended	2019-20 Adopted by the Board of Supervisors
1	2	3	4	5	6	7
<b>Total 3370 Woodacre Creek</b>			<b>5</b>	<b>10</b>	<b>0</b>	<b>0</b>
<b>3390 WsteMgmtJPA-WstMarin</b>						
<i>Use of Money and Property</i>						
		441115 INVESTMT INCOME-INT POOLED	861	1,507	0	0
		<i>Total Use of Money and Property</i>	861	1,507	0	0
<b>Total 3390 WsteMgmtJPA-WstMarin</b>			<b>861</b>	<b>1,507</b>	<b>0</b>	<b>0</b>
<b>3420 PLANNING FIN MAP PLAN CK FEE</b>						
<i>Use of Money and Property</i>						
		441115 INVESTMT INCOME-INT POOLED	2,730	5,733	0	0
		<i>Total Use of Money and Property</i>	2,730	5,733	0	0
<b>Total 3420 PLANNING FIN MAP PLAN CK FEE</b>			<b>2,730</b>	<b>5,733</b>	<b>0</b>	<b>0</b>
<b>3430 RESTRICTED AFFORDABLE HOUSING</b>						
<i>Use of Money and Property</i>						
		441115 INVESTMT INCOME-INT POOLED	19,851	37,360	0	0
		<i>Total Use of Money and Property</i>	19,851	37,360	0	0
<b>Total 3430 RESTRICTED AFFORDABLE HOUSING</b>			<b>19,851</b>	<b>37,360</b>	<b>0</b>	<b>0</b>
<b>3440 TOT Measure W Fire Emergency Services</b>						
<i>Taxes</i>						
		411835 OTH TAX-TRANSIENT OCC TAX	0	183,604	750,000	750,000

## County of Marin

### Detail of Additional Financing Sources by Fund and Account Governmental Funds Fiscal Year 2019-20

Fund Name 1	Financing Source Category 2	Financing Source Account 3	2017-18 Actual 4	2018-19 Estimated 5	2019-20 Recommended 6	2019-20 Adopted by the Board of Supervisors 7
<i>Total Taxes</i>			0	183,604	750,000	750,000
<i>Use of Money and Property</i>						
	441115	INVESTMT INCOME-INT POOLED	0	555	0	0
<i>Total Use of Money and Property</i>			0	555	0	0
<i>Charges for Current Services</i>						
	462610	CHRGs FOR CUR SVCS-OTHER	0	9,503	0	0
<i>Total Charges for Current Services</i>			0	9,503	0	0
<b>Total 3440 TOT Measure W Fire Emergency Services</b>			<b>0</b>	<b>193,662</b>	<b>750,000</b>	<b>750,000</b>
<b>3450 TOT Measure W Community Housing</b>						
<i>Taxes</i>						
	411835	OTH TAX-TRANSIENT OCC TAX	0	183,604	750,000	750,000
<i>Total Taxes</i>			0	183,604	750,000	750,000
<i>Use of Money and Property</i>						
	441115	INVESTMT INCOME-INT POOLED	0	555	0	0
<i>Total Use of Money and Property</i>			0	555	0	0
<i>Charges for Current Services</i>						
	462610	CHRGs FOR CUR SVCS-OTHER	0	9,503	0	0
<i>Total Charges for Current Services</i>			0	9,503	0	0



## County of Marin

### Detail of Additional Financing Sources by Fund and Account Governmental Funds Fiscal Year 2019-20

Fund Name	Financing Source Category	Financing Source Account	2017-18 Actual	2018-19 Estimated	2019-20 Recommended	2019-20 Adopted by the Board of Supervisors
1	2	3	4	5	6	7
<b>Total 3450 TOT Measure W Community Housing</b>			<b>0</b>	<b>193,662</b>	<b>750,000</b>	<b>750,000</b>
<b>6210 Trails Legacy</b>						
<i>Use of Money and Property</i>						
		441115 INVESTMT INCOME-INT POOLED	(161)	0	0	0
<i>Total Use of Money and Property</i>			(161)	0	0	0
<b>Total 6210 Trails Legacy</b>			<b>(161)</b>	<b>0</b>	<b>0</b>	<b>0</b>
<b>6220 Fishnet 4C</b>						
<i>Use of Money and Property</i>						
		441115 INVESTMT INCOME-INT POOLED	1,300	0	0	0
<i>Total Use of Money and Property</i>			1,300	0	0	0
<i>Miscellaneous Revenues</i>						
		470310 MISC REVENUES	6,085	0	0	0
<i>Total Miscellaneous Revenues</i>			6,085	0	0	0
<b>Total 6220 Fishnet 4C</b>			<b>7,385</b>	<b>0</b>	<b>0</b>	<b>0</b>
<b>6250 CSA #23 Terra Linda Area</b>						
<i>Use of Money and Property</i>						
		441115 INVESTMT INCOME-INT POOLED	0	0	0	0
<i>Total Use of Money and Property</i>			0	0	0	0

# County of Marin

## Detail of Additional Financing Sources by Fund and Account Governmental Funds Fiscal Year 2019-20

Fund Name	Financing Source Category	Financing Source Account	2017-18 Actual	2018-19 Estimated	2019-20 Recommended	2019-20 Adopted by the Board of Supervisors
1	2	3	4	5	6	7
<b>Total 6250 CSA #23 Terra Linda Area</b>			<b>0</b>	<b>0</b>	<b>0</b>	<b>0</b>
<b>6260 CSA #25 San Marin Area</b>						
<i>Use of Money and Property</i>						
		441115 INVESTMT INCOME-INT POOLED	0	(5)	0	0
<i>Total Use of Money and Property</i>			0	(5)	0	0
<b>Total 6260 CSA #25 San Marin Area</b>			<b>0</b>	<b>(5)</b>	<b>0</b>	<b>0</b>
<b>6270 Affordable Housing Fund</b>						
<i>Use of Money and Property</i>						
		441115 INVESTMT INCOME-INT POOLED	0	0	0	0
<i>Total Use of Money and Property</i>			0	0	0	0
<b>Total 6270 Affordable Housing Fund</b>			<b>0</b>	<b>0</b>	<b>0</b>	<b>0</b>
<b>6280 Marin Transport Proj</b>						
<i>Use of Money and Property</i>						
		441115 INVESTMT INCOME-INT POOLED	1,397	0	0	0
<i>Total Use of Money and Property</i>			1,397	0	0	0
<b>Total 6280 Marin Transport Proj</b>			<b>1,397</b>	<b>0</b>	<b>0</b>	<b>0</b>
<b>6290 Transport Imprv Fee</b>						
<i>Use of Money and Property</i>						
		441115 INVESTMT INCOME-INT POOLED	1,068	0	0	0

## County of Marin

### Detail of Additional Financing Sources by Fund and Account Governmental Funds Fiscal Year 2019-20

Fund Name	Financing Source Category	Financing Source Account	2017-18 Actual	2018-19 Estimated	2019-20 Recommended	2019-20 Adopted by the Board of Supervisors
1	2	3	4	5	6	7
<i>Total Use of Money and Property</i>			1,068	0	0	0
<b>Total 6290 Transport Imprv Fee</b>			<b>1,068</b>	<b>0</b>	<b>0</b>	<b>0</b>
<b>6300 DevelFee-TrfcMitigat</b>						
<i>Use of Money and Property</i>						
		441115 INVESTMT INCOME-INT POOLED	14	0	0	0
<i>Total Use of Money and Property</i>			14	0	0	0
<b>Total 6300 DevelFee-TrfcMitigat</b>			<b>14</b>	<b>0</b>	<b>0</b>	<b>0</b>
<b>6310 Traffic N. GateActiv</b>						
<i>Use of Money and Property</i>						
		441115 INVESTMT INCOME-INT POOLED	1,634	0	0	0
<i>Total Use of Money and Property</i>			1,634	0	0	0
<i>Charges for Current Services</i>						
		462610 CHRGS FOR CUR SVCS-OTHER	0	0	0	0
<i>Total Charges for Current Services</i>			0	0	0	0
<i>Miscellaneous Revenues</i>						
		470310 MISC REVENUES	7,522	0	0	0
<i>Total Miscellaneous Revenues</i>			7,522	0	0	0
<b>Total 6310 Traffic N. GateActiv</b>			<b>9,156</b>	<b>0</b>	<b>0</b>	<b>0</b>

## County of Marin

### Detail of Additional Financing Sources by Fund and Account Governmental Funds Fiscal Year 2019-20

Fund Name	Financing Source Category	Financing Source Account	2017-18 Actual	2018-19 Estimated	2019-20 Recommended	2019-20 Adopted by the Board of Supervisors
1	2	3	4	5	6	7
<b>6320 BASWMAA-RegAdCampagn</b>						
<i>Use of Money and Property</i>						
		441115 INVESTMT INCOME-INT POOLED	0	0	0	0
<i>Total Use of Money and Property</i>			0	0	0	0
<b>Total 6320 BASWMAA-RegAdCampagn</b>			<b>0</b>	<b>0</b>	<b>0</b>	<b>0</b>
<b>6340 Alcohol and Drug Program</b>						
<i>Use of Money and Property</i>						
		441115 INVESTMT INCOME-INT POOLED	(1)	(1)	0	0
<i>Total Use of Money and Property</i>			(1)	(1)	0	0
<i>Intergovernmental Revenues</i>						
		451810 STATE - HEALTH	0	0	0	0
		451815 STATE - PERINATAL	0	0	0	0
<i>Total Intergovernmental Revenues</i>			0	0	0	0
<i>Other Financing Sources</i>						
		480210 Transfers-In	0	0	0	0
<i>Total Other Financing Sources</i>			0	0	0	0
<b>Total 6340 Alcohol and Drug Program</b>			<b>(1)</b>	<b>(1)</b>	<b>0</b>	<b>0</b>

# County of Marin

## Detail of Additional Financing Sources by Fund and Account Governmental Funds Fiscal Year 2019-20

Fund Name	Financing Source Category	Financing Source Account	2017-18 Actual	2018-19 Estimated	2019-20 Recommended	2019-20 Adopted by the Board of Supervisors
1	2	3	4	5	6	7
<b>6360 Pt Reyes Vist Fac Tr</b>						
<i>Use of Money and Property</i>						
		441115 INVESTMT INCOME-INT POOLED	55	103	0	0
<i>Total Use of Money and Property</i>			55	103	0	0
<b>Total 6360 Pt Reyes Vist Fac Tr</b>			<b>55</b>	<b>103</b>	<b>0</b>	<b>0</b>
<b>6370 Marin WildlifeGrants</b>						
<i>Use of Money and Property</i>						
		441115 INVESTMT INCOME-INT POOLED	316	0	0	0
<i>Total Use of Money and Property</i>			316	0	0	0
<b>Total 6370 Marin WildlifeGrants</b>			<b>316</b>	<b>0</b>	<b>0</b>	<b>0</b>
<b>6380 Plan'g- In-lieuParks</b>						
<i>Use of Money and Property</i>						
		441115 INVESTMT INCOME-INT POOLED	801	1,507	0	0
<i>Total Use of Money and Property</i>			801	1,507	0	0
<b>Total 6380 Plan'g- In-lieuParks</b>			<b>801</b>	<b>1,507</b>	<b>0</b>	<b>0</b>
<b>6390 FinalMap&amp;PlanChckFee</b>						
<i>Use of Money and Property</i>						
		441115 INVESTMT INCOME-INT POOLED	0	0	0	0
<i>Total Use of Money and Property</i>			0	0	0	0

# County of Marin

## Detail of Additional Financing Sources by Fund and Account Governmental Funds Fiscal Year 2019-20

Fund Name	Financing Source Category	Financing Source Account	2017-18 Actual	2018-19 Estimated	2019-20 Recommended	2019-20 Adopted by the Board of Supervisors
1	2	3	4	5	6	7
<b>Total 6390 FinalMap&amp;PlanChckFee</b>			<b>0</b>	<b>0</b>	<b>0</b>	<b>0</b>
<b>6400 Transit Ticket Sales</b>						
<i>Use of Money and Property</i>						
		441115 INVESTMT INCOME-INT POOLED	70	132	0	0
<i>Total Use of Money and Property</i>			70	132	0	0
<b>Total 6400 Transit Ticket Sales</b>			<b>70</b>	<b>132</b>	<b>0</b>	<b>0</b>
<b>6410 Welfare Program</b>						
<i>Use of Money and Property</i>						
		441115 INVESTMT INCOME-INT POOLED	0	0	0	0
<i>Total Use of Money and Property</i>			0	0	0	0
<b>Total 6410 Welfare Program</b>			<b>0</b>	<b>0</b>	<b>0</b>	<b>0</b>
<b>6440 SpclCircumstnPC987.9</b>						
<i>Use of Money and Property</i>						
		441115 INVESTMT INCOME-INT POOLED	1,127	2,120	0	0
<i>Total Use of Money and Property</i>			1,127	2,120	0	0
<b>Total 6440 SpclCircumstnPC987.9</b>			<b>1,127</b>	<b>2,120</b>	<b>0</b>	<b>0</b>
<b>6450 AutomatWrntVC40508.5</b>						
<i>Use of Money and Property</i>						
		441115 INVESTMT INCOME-INT POOLED	37	69	0	0

## County of Marin

### Detail of Additional Financing Sources by Fund and Account Governmental Funds Fiscal Year 2019-20

Fund Name	Financing Source Category	Financing Source Account	2017-18 Actual	2018-19 Estimated	2019-20 Recommended	2019-20 Adopted by the Board of Supervisors
1	2	3	4	5	6	7
<i>Total Use of Money and Property</i>			37	69	0	0
<b>Total 6450 AutomatWrntVC40508.5</b>			<b>37</b>	<b>69</b>	<b>0</b>	<b>0</b>
<b>6460 Miller Pk Boat Launch</b>						
<i>Use of Money and Property</i>						
		441115 INVESTMT INCOME-INT POOLED	541	1,017	0	0
<i>Total Use of Money and Property</i>			541	1,017	0	0
<b>Total 6460 Miller Pk Boat Launch</b>			<b>541</b>	<b>1,017</b>	<b>0</b>	<b>0</b>
<b>6470 Black Point Boat Launch</b>						
<i>Use of Money and Property</i>						
		441115 INVESTMT INCOME-INT POOLED	322	605	0	0
<i>Total Use of Money and Property</i>			322	605	0	0
<b>Total 6470 Black Point Boat Launch</b>			<b>322</b>	<b>605</b>	<b>0</b>	<b>0</b>
<b>6480 McInnis Park Golf Deposit</b>						
<i>Use of Money and Property</i>						
		441115 INVESTMT INCOME-INT POOLED	0	1	0	0
<i>Total Use of Money and Property</i>			0	1	0	0
<b>Total 6480 McInnis Park Golf Deposit</b>			<b>0</b>	<b>1</b>	<b>0</b>	<b>0</b>

## County of Marin

### Detail of Additional Financing Sources by Fund and Account Governmental Funds Fiscal Year 2019-20

Fund Name	Financing Source Category	Financing Source Account	2017-18 Actual	2018-19 Estimated	2019-20 Recommended	2019-20 Adopted by the Board of Supervisors
1	2	3	4	5	6	7
<b>6500 Stafford Lake Trust</b>						
<i>Use of Money and Property</i>						
		441115 INVESTMT INCOME-INT POOLED	0	0	0	0
<i>Total Use of Money and Property</i>			0	0	0	0
<b>Total 6500 Stafford Lake Trust</b>			<b>0</b>	<b>0</b>	<b>0</b>	<b>0</b>
<b>6520 Asset Forfeiture</b>						
<i>Use of Money and Property</i>						
		441115 INVESTMT INCOME-INT POOLED	2	4	0	0
<i>Total Use of Money and Property</i>			2	4	0	0
<b>Total 6520 Asset Forfeiture</b>			<b>2</b>	<b>4</b>	<b>0</b>	<b>0</b>
<b>Total Special Revenue Funds</b>			<b>335,963,198</b>	<b>349,747,672</b>	<b>345,712,279</b>	<b>345,712,279</b>
<b>Capital Project Funds</b>						
<b>1410 Courthouse Construction Fund (GC 76100)</b>						
<i>Fines, Forfeitures, and Penalties</i>						
		431210 OTHER COURT FINES	376,684	384,750	350,000	350,000
<i>Total Fines, Forfeitures, and Penalties</i>			376,684	384,750	350,000	350,000
<i>Use of Money and Property</i>						
		441115 INVESTMT INCOME-INT POOLED	7,517	15,250	5,000	5,000



## County of Marin

### Detail of Additional Financing Sources by Fund and Account Governmental Funds Fiscal Year 2019-20

Fund Name	Financing Source Category	Financing Source Account	2017-18 Actual	2018-19 Estimated	2019-20 Recommended	2019-20 Adopted by the Board of Supervisors
1	2	3	4	5	6	7
<i>Total Use of Money and Property</i>			7,517	15,250	5,000	5,000
<b>Total 1410 Courthouse Construction Fund (GC 76100)</b>			<b>384,201</b>	<b>400,000</b>	<b>355,000</b>	<b>355,000</b>
<b>1420 Miscellaneous Capital Projects</b>						
<i>Use of Money and Property</i>						
		441115 INVESTMT INCOME-INT POOLED	28,030	66,977	0	0
<i>Total Use of Money and Property</i>			28,030	66,977	0	0
<i>Intergovernmental Revenues</i>						
		451970 STATE-OTHER	253,666	(100,200)	0	0
		452610 FEDERAL-OTHER	(10,822)	351,980	0	0
		453110 OTH-GOVERNMENTAL AGENCIES	367,305	2,498,099	0	0
<i>Total Intergovernmental Revenues</i>			610,149	2,749,879	0	0
<i>Charges for Current Services</i>						
		462690 OTHER - CONTRACT REV	0	0	0	0
		463110 INTERFUND REVENUE	0	231,464	551,822	551,822
		463415 INTER-FUND COST REC-DPW SAL	281,152	1,171,982	0	0
<i>Total Charges for Current Services</i>			281,152	1,403,446	551,822	551,822
<i>Miscellaneous Revenues</i>						
		470310 MISC REVENUES	101,397	75,377	0	0

## County of Marin

### Detail of Additional Financing Sources by Fund and Account Governmental Funds Fiscal Year 2019-20

Fund Name	Financing Source Category	Financing Source Account	2017-18 Actual	2018-19 Estimated	2019-20 Recommended	2019-20 Adopted by the Board of Supervisors
1	2	3	4	5	6	7
		470330 MIS REV-CONTRI AND DONATIONS	0	0	0	0
<i>Total Miscellaneous Revenues</i>			101,397	75,377	0	0
<i>Other Financing Sources</i>						
		480210 Transfers-In	7,116,722	6,000,000	5,000,000	5,000,000
<i>Total Other Financing Sources</i>			7,116,722	6,000,000	5,000,000	5,000,000
<b>Total 1420 Miscellaneous Capital Projects</b>			<b>8,137,450</b>	<b>10,295,679</b>	<b>5,551,822</b>	<b>5,551,822</b>
<b>1430 Other Capital Projects - Road and Bridge</b>						
<i>Use of Money and Property</i>						
		441115 INVESTMT INCOME-INT POOLED	112,982	285,183	0	0
<i>Total Use of Money and Property</i>			112,982	285,183	0	0
<i>Intergovernmental Revenues</i>						
		451110 STATE-HWY USERS TAX STATE	1,060,588	4,164,493	4,087,265	4,087,265
		451970 STATE-OTHER	253,197	72,731	0	0
		452610 FEDERAL-OTHER	702,226	658,130	0	0
		453110 OTH-GOVERNMENTAL AGENCIES	1,914,575	1,030,361	1,525,000	1,525,000
<i>Total Intergovernmental Revenues</i>			3,930,586	5,925,715	5,612,265	5,612,265
<i>Charges for Current Services</i>						
		462690 OTHER - CONTRACT REV	0	0	0	0

## County of Marin

### Detail of Additional Financing Sources by Fund and Account Governmental Funds Fiscal Year 2019-20

Fund Name	Financing Source Category	Financing Source Account	2017-18 Actual	2018-19 Estimated	2019-20 Recommended	2019-20 Adopted by the Board of Supervisors
1	2	3	4	5	6	7
<i>Total Charges for Current Services</i>			0	0	0	0
<i>Miscellaneous Revenues</i>						
	470310	MISC REVENUES	186,188	27,485	0	0
	470330	MIS REV-CONTRI AND DONATIONS	0	0	0	0
<i>Total Miscellaneous Revenues</i>			186,188	27,485	0	0
<i>Other Financing Sources</i>						
	480210	Transfers-In	5,909,746	4,721,563	0	0
	480520	TRANSFERS IN-COUNTY WIDE INIT	0	3,625,000	3,000,000	3,000,000
	480540	TRANSFERS IN - DISCRETIONARY	0	0	3,000,000	3,000,000
<i>Total Other Financing Sources</i>			5,909,746	8,346,563	6,000,000	6,000,000
<b>Total 1430 Other Capital Projects - Road and Bridge</b>			<b>10,139,502</b>	<b>14,584,946</b>	<b>11,612,265</b>	<b>11,612,265</b>
<b>1440 COP Projects</b>						
<i>Use of Money and Property</i>						
	441115	INVESTMT INCOME-INT POOLED	0	0	0	0
<i>Total Use of Money and Property</i>			0	0	0	0
<i>Other Financing Sources</i>						
	480210	Transfers-In	2,715,000	433,852	0	0
	480710	LONG-TERM DEBT PROCEEDS	0	0	0	0

## County of Marin

### Detail of Additional Financing Sources by Fund and Account Governmental Funds Fiscal Year 2019-20

Fund Name	Financing Source Category	Financing Source Account	2017-18 Actual	2018-19 Estimated	2019-20 Recommended	2019-20 Adopted by the Board of Supervisors
1	2	3	4	5	6	7
<i>Total Other Financing Sources</i>			2,715,000	433,852	0	0
<b>Total 1440 COP Projects</b>			<b>2,715,000</b>	<b>433,852</b>	<b>0</b>	<b>0</b>
<b>Total Capital Project Funds</b>			<b>21,376,153</b>	<b>25,714,477</b>	<b>17,519,087</b>	<b>17,519,087</b>
<b>Debt Service Funds</b>						
<b>1600 2003 Pension Obligation Bonds</b>						
<i>Use of Money and Property</i>						
		441110 INVESTMT INCOME-INT	0	0	0	0
		441115 INVESTMT INCOME-INT POOLED	11,858	13,267	7,500	7,500
		441125 INVESTMT INCOME-INT AGENCY	0	0	0	0
<i>Total Use of Money and Property</i>			11,858	13,267	7,500	7,500
<i>Miscellaneous Revenues</i>						
		470420 MISC-EMPLOYER CONTRI	0	0	11,038,100	11,038,100
<i>Total Miscellaneous Revenues</i>			0	0	11,038,100	11,038,100
<i>Other Financing Sources</i>						
		480210 Transfers-In	10,226,042	10,238,507	0	0
<i>Total Other Financing Sources</i>			10,226,042	10,238,507	0	0
<b>Total 1600 2003 Pension Obligation Bonds</b>			<b>10,237,900</b>	<b>10,251,774</b>	<b>11,045,600</b>	<b>11,045,600</b>

## County of Marin

### Detail of Additional Financing Sources by Fund and Account Governmental Funds Fiscal Year 2019-20

Fund Name	Financing Source Category	Financing Source Account	2017-18 Actual	2018-19 Estimated	2019-20 Recommended	2019-20 Adopted by the Board of Supervisors
1	2	3	4	5	6	7
<b>1610 Tobacco Securitization Bond</b>						
<i>Use of Money and Property</i>						
		441110 INVESTMT INCOME-INT	136,710	112,164	125,000	125,000
		441115 INVESTMT INCOME-INT POOLED	(18)	7	0	0
<i>Total Use of Money and Property</i>			136,692	112,171	125,000	125,000
<i>Miscellaneous Revenues</i>						
		470250 MIS REV-TOBACCO SETTLEMENT	2,671,456	2,589,378	1,648,200	1,648,200
		470310 MISC REVENUES	0	360,226	0	0
<i>Total Miscellaneous Revenues</i>			2,671,456	2,949,604	1,648,200	1,648,200
<b>Total 1610 Tobacco Securitization Bond</b>			<b>2,808,148</b>	<b>3,061,775</b>	<b>1,773,200</b>	<b>1,773,200</b>
<b>1630 ConsolReasmtBds-Prpy</b>						
<i>Use of Money and Property</i>						
		441115 INVESTMT INCOME-INT POOLED	19	36	0	0
<i>Total Use of Money and Property</i>			19	36	0	0
<b>Total 1630 ConsolReasmtBds-Prpy</b>			<b>19</b>	<b>36</b>	<b>0</b>	<b>0</b>
<b>1660 MCOS SlpyHlwBondsDSF</b>						
<i>Use of Money and Property</i>						
		441115 INVESTMT INCOME-INT POOLED	182	343	0	0
<i>Total Use of Money and Property</i>			182	343	0	0

## County of Marin

### Detail of Additional Financing Sources by Fund and Account Governmental Funds Fiscal Year 2019-20

Fund Name	Financing Source Category	Financing Source Account	2017-18 Actual	2018-19 Estimated	2019-20 Recommended	2019-20 Adopted by the Board of Supervisors
1	2	3	4	5	6	7
<b>Total 1660 MCOS SlpyHlwBondsDSF</b>			<b>182</b>	<b>343</b>	<b>0</b>	<b>0</b>
<b>1680 2001 Certificates of Participation</b>						
<i>Use of Money and Property</i>						
		441110 INVESTMT INCOME-INT	0	0	0	0
		441115 INVESTMT INCOME-INT POOLED	(3,184)	1,362	0	0
		441125 INVESTMT INCOME-INT AGENCY	0	0	0	0
<i>Total Use of Money and Property</i>			(3,184)	1,362	0	0
<i>Other Financing Sources</i>						
		480210 Transfers-In	896,600	895,286	905,000	905,000
<i>Total Other Financing Sources</i>			896,600	895,286	905,000	905,000
<b>Total 1680 2001 Certificates of Participation</b>			<b>893,416</b>	<b>896,648</b>	<b>905,000</b>	<b>905,000</b>
<b>1690 2010 Certificates of Participation</b>						
<i>Use of Money and Property</i>						
		441115 INVESTMT INCOME-INT POOLED	0	0	0	0
		441125 INVESTMT INCOME-INT AGENCY	0	0	0	0
<i>Total Use of Money and Property</i>			0	0	0	0
<i>Other Financing Sources</i>						
		480210 Transfers-In	0	0	0	0

## County of Marin

### Detail of Additional Financing Sources by Fund and Account Governmental Funds Fiscal Year 2019-20

Fund Name	Financing Source Category	Financing Source Account	2017-18 Actual	2018-19 Estimated	2019-20 Recommended	2019-20 Adopted by the Board of Supervisors
1	2	3	4	5	6	7
<i>Total Other Financing Sources</i>			0	0	0	0
<b>Total 1690 2010 Certificates of Participation</b>			<b>0</b>	<b>0</b>	<b>0</b>	<b>0</b>
<b>1700 1915 Marshal #1 - East Shore Wastewater Project</b>						
<i>Taxes</i>						
		411125 PROP TAX CUR SEC SPL BEN TAX	55,872	53,854	58,000	58,000
		460120 TAX COL FEES ADM (CTRA)	(186)	(180)	0	0
<i>Total Taxes</i>			55,686	53,674	58,000	58,000
<i>Use of Money and Property</i>						
		441115 INVESTMT INCOME-INT POOLED	619	1,163	500	500
<i>Total Use of Money and Property</i>			619	1,163	500	500
<b>Total 1700 1915 Marshal #1 - East Shore Wastewater Project</b>			<b>56,305</b>	<b>54,837</b>	<b>58,500</b>	<b>58,500</b>
<b>1710 1915 Marshal #2 - East Shore Wastewater Project</b>						
<i>Taxes</i>						
		411125 PROP TAX CUR SEC SPL BEN TAX	34,007	34,110	37,000	37,000
		460120 TAX COL FEES ADM (CTRA)	(78)	(78)	0	0
<i>Total Taxes</i>			33,929	34,032	37,000	37,000
<i>Use of Money and Property</i>						
		441115 INVESTMT INCOME-INT POOLED	412	716	600	600

## County of Marin

### Detail of Additional Financing Sources by Fund and Account Governmental Funds Fiscal Year 2019-20

Fund Name	Financing Source Category	Financing Source Account	2017-18 Actual	2018-19 Estimated	2019-20 Recommended	2019-20 Adopted by the Board of Supervisors
1	2	3	4	5	6	7
<i>Total Use of Money and Property</i>			412	716	600	600
<b>Total 1710 1915 Marshal #2 - East Shore Wastewater Project</b>			<b>34,341</b>	<b>34,748</b>	<b>37,600</b>	<b>37,600</b>
<b>1720 2015 Certificates of Participation</b>						
<i>Use of Money and Property</i>						
		441115 INVESTMT INCOME-INT POOLED	(15,969)	(41,961)	0	0
		441125 INVESTMT INCOME-INT AGENCY	93	319	0	0
<i>Total Use of Money and Property</i>			(15,876)	(41,642)	0	0
<i>Other Financing Sources</i>						
		480210 Transfers-In	4,486,600	4,512,729	4,471,775	4,471,775
		480710 LONG-TERM DEBT PROCEEDS	0	0	0	0
		480720 ORIGINAL ISSUE PREMIUMS	0	0	0	0
<i>Total Other Financing Sources</i>			4,486,600	4,512,729	4,471,775	4,471,775
<b>Total 1720 2015 Certificates of Participation</b>			<b>4,470,724</b>	<b>4,471,087</b>	<b>4,471,775</b>	<b>4,471,775</b>
<b>Total Debt Service Funds</b>			<b>18,501,035</b>	<b>18,771,248</b>	<b>18,291,675</b>	<b>18,291,675</b>
<b>Total All Funds</b>			<b>729,392,818</b>	<b>767,066,973</b>	<b>717,348,751</b>	<b>717,348,751</b>



## County of Marin

### Summary of Financing Uses by Function and Fund Governmental Funds Fiscal Year 2019-20

Description	2017-18 Actual	2018-19 Estimated	2019-20 Recommended	2019-20 Adopted by the Board of Supervisors
1	2	3	4	5

#### Summarization by Function

General Government	141,735,926	152,076,440	157,947,239	157,947,239
Public Protection	183,630,822	186,944,638	189,127,199	189,127,199
Public Ways and Facilities	25,471,930	24,782,701	27,613,331	27,613,331
Health and Sanitation	194,578,962	184,455,635	209,359,034	209,359,034
Public Assistance	109,674,494	112,165,557	125,215,960	125,215,960
Education	15,507,952	17,244,535	20,526,452	20,526,452
Recreation and Cultural Services	28,576,668	24,587,377	22,139,277	22,139,277
<b>Total Financing Uses by Function</b>	<b>699,176,754</b>	<b>702,256,883</b>	<b>751,928,492</b>	<b>751,928,492</b>
2560 Measure A - Parks & Open Space	0	0	4,602,529	4,602,529
2670 Realignment - Public Safety	0	0	0	0
<b>Total Appropriations for Contingencies</b>	<b>0</b>	<b>0</b>	<b>4,602,529</b>	<b>4,602,529</b>
<b>Subtotal Financing Uses</b>	<b>699,176,754</b>	<b>702,256,883</b>	<b>756,531,021</b>	<b>756,531,021</b>
<b>Total Financing Uses:</b>	<b>699,176,754</b>	<b>702,256,883</b>	<b>756,531,021</b>	<b>756,531,021</b>

## County of Marin

### Summary of Financing Uses by Function and Fund (Cont.) Governmental Funds Fiscal Year 2019-20

Description	2017-18 Actual	2018-19 Estimated	2019-20 Recommended	2019-20 Adopted by the Board of Supervisors
1	2	3	4	5

#### Summarization by Fund

1000 General Fund	319,027,452	324,464,014	369,652,714	369,652,714
1010 Miscellaneous Projects	8,605,362	6,300,935	0	0
1410 Courthouse Construction Fund (GC 76100)	353,385	352,599	355,000	355,000
1420 Miscellaneous Capital Projects	10,576,562	8,079,897	5,551,822	5,551,822
1430 Other Capital Projects - Road and Bridge	8,830,560	9,678,551	11,612,265	11,612,265
1440 COP Projects	6,842,946	10,979,221	0	0
1600 2003 Pension Obligation Bonds	9,942,951	10,480,852	11,045,600	11,045,600
1610 Tobacco Securitization Bond	2,806,825	3,151,514	1,773,200	1,773,200
1680 2001 Certificates of Participation	895,703	894,654	905,000	905,000
1690 2010 Certificates of Participation	0	0	0	0
1700 1915 Marshal #1 - East Shore Wastewater Project	52,795	52,909	58,500	58,500
1710 1915 Marshal #2 - East Shore Wastewater Project	35,820	36,327	37,600	37,600
1720 2015 Certificates of Participation	4,471,890	4,469,509	4,471,775	4,471,775
2020 Electronic Recording Delivery Systems	33,316	33,338	60,000	60,000
2030 Records Modernization (GC 27361)	605,004	435,604	508,040	508,040
2040 Micrographics Conversion (GF 27361.4)	49,935	45,205	90,000	90,000
2050 Vital Records Modernization (SB 1535)	10,691	13,700	15,000	15,000
2060 SSN Truncation Program	37,320	34,280	71,060	71,060
2070 Planning In-Lieu Housing	377,512	457,204	700,047	700,047
2080 Building Inspection	3,916,210	3,899,313	4,326,220	4,326,220
2090 Environmental Health Services	3,927,564	4,171,377	4,887,936	4,887,936

## County of Marin

### Summary of Financing Uses by Function and Fund (Cont.)

#### Governmental Funds Fiscal Year 2019-20

Description	2017-18 Actual	2018-19 Estimated	2019-20 Recommended	2019-20 Adopted by the Board of Supervisors
1	2	3	4	5

#### Summarization by Fund

2100 HUD Fund	1,461,166	1,829,668	0	0
2110 East Shore Wastewater Maintenance Fund	48,697	60,766	67,000	67,000
2120 Child Support Services	3,698,379	3,713,321	4,030,624	4,030,624
2130 DOJ Equitable Sharing Program	87,687	0	0	0
2140 High Tech Theft Apprehension & Prosecution (Cnty)	1,354,806	1,335,463	3,078,791	3,078,791
2150 MCERA Employees	2,492,799	2,471,054	3,118,902	3,118,902
2160 Road	10,572,576	10,771,636	12,027,528	12,027,528
2170 Survey Monument Preservation	21,744	20,000	20,000	20,000
2180 Tidelands Use Fees	10,701	42,633	0	0
2200 Roadway Impact Fees	1,750,000	1,750,000	750,000	750,000
2220 Traffic - Strawberry Interchange Plan	0	0	0	0
2250 Zero Waste Public Outreach	20,000	20,000	20,000	20,000
2260 Non-Motorized Transportation Plan (NTPP)	92,730	0	0	0
2280 Hospital Preparedness Program (HPP)	510,424	407,334	514,448	514,448
2290 California Tobacco Control Program (CTCP)	93,037	642,439	613,589	613,589
2300 Domestic Violence (W&I 18305)	58,499	55,649	66,000	66,000
2310 Children's Trust (AB 2994)	23,400	23,340	23,400	23,400
2320 Social Services Realignment	13,567,361	15,585,873	18,144,685	18,144,685
2330 Health Services Realignment	8,637,546	8,941,480	9,061,942	9,061,942
2340 Health Program	1,156,025	1,666,615	915,053	915,053
2350 Emergency Medical Services (GC 76104)	678,378	671,451	765,255	765,255
2360 Mental Health Realignment	13,077,316	13,316,642	11,817,205	11,817,205

## County of Marin

### Summary of Financing Uses by Function and Fund (Cont.) Governmental Funds Fiscal Year 2019-20

Description 1	2017-18 Actual 2	2018-19 Estimated 3	2019-20 Recommended 4	2019-20 Adopted by the Board of Supervisors 5
------------------	------------------------	---------------------------	-----------------------------	--

#### Summarization by Fund

2370 Mental Health Program	299,221	0	200,000	200,000
2380 Mental Health Services Act (Prop 63)	9,197,440	14,824,797	17,290,779	17,290,779
2390 Substance Abuse Prevention and Treatment (SAPT)	1,754,832	1,598,720	2,010,347	2,010,347
2410 Realignment - CalWORKS MOE	1,552,428	1,773,383	1,773,410	1,773,410
2420 DHCS Intergovernmental Transfer Agreement	2,390,911	1,062,401	0	0
2430 Vital Statistics (SB 1535)	5,188	28,179	0	0
2450 Child Car Seat Program	0	0	0	0
2470 Marin County Library	13,099,338	15,129,184	18,019,851	18,019,851
2480 Marin County Free Library Measure A	2,108,514	2,614,028	2,672,800	2,672,800
2490 Marin County Library Trust	352,272	31,000	0	0
2510 Corte Madera Library - A. Cello Fund	12,827	12,700	0	0
2520 California Room Trust - Watkins Estate	0	0	0	0
2550 Luiz Ranch Endowment	133,247	0	0	0
2560 Measure A - Parks & Open Space	18,176,053	17,170,645	16,078,728	16,078,728
2570 Realignment - Juvenile Justice Crime Prevention	704,401	734,932	781,128	781,128
2580 Inmate Welfare Fund	261,875	239,821	212,471	212,471
2590 DMV Vehicle Theft (PC 9250.14)	100,000	106,558	111,407	111,407
2600 Suppl Lcl Law Enf - Rural Counties and COPS	207,831	406,698	0	0
2610 Crime Prevention - DCEP	15,000	15,000	15,000	15,000
2630 Asset Forfeiture	0	0	0	0
2640 Auto Finger ID (GC 76102)	(135,121)	140,604	151,377	151,377
2670 Realignment - Public Safety	5,573,975	5,651,746	6,190,092	6,190,092

## County of Marin

### Summary of Financing Uses by Function and Fund (Cont.)

#### Governmental Funds Fiscal Year 2019-20

Description	2017-18 Actual	2018-19 Estimated	2019-20 Recommended	2019-20 Adopted by the Board of Supervisors
1	2	3	4	5

#### Summarization by Fund

2680 Realignment - SB 1020	12,223,831	13,001,500	12,467,359	12,467,359
2690 Realignment - Juvenile Justice YOBG	644,444	761,124	856,614	856,614
2700 Countywide Grants	423,594	682,170	0	0
2720 Dispute Resolution (BP 470.3)	53,000	26,460	0	0
2730 Criminal Justice Facilities (GC 76101)	800,000	540,000	450,000	450,000
2740 Real Estate Fraud (GC 27388)	84,764	146,068	219,022	219,022
2770 HUD HOME Prog Inc	0	0	742,490	742,490
2780 Treasury AFMLS - Equitable Sharing Prgm	14,972	3,597	0	0
2790 SB678 Community Correction Performance	912,476	960,573	1,170,899	1,170,899
2800 Health and Human Services Operating	182,728,278	168,864,051	185,908,583	185,908,583
2810 Fish and Wildlife Commission	44,633	46,930	46,930	46,930
2860 Asset Forfeiture	0	0	0	0
2870 Asset Forfeiture	0	0	0	0
2880 Asset Forfeiture	0	253,094	0	0
2900 Health and Human Services Whole Person Care	4,095,480	4,063,453	5,000,000	5,000,000
2970 HUD CDBG Program	0	0	1,505,533	1,505,533
3390 WsteMgmtJPA-WstMarin	5,000	5,000	0	0
3440 TOT Measure W Fire Emergency Services	0	3,050	750,000	750,000
3450 TOT Measure W Community Housing	0	3,050	750,000	750,000
6220 Fishnet 4C	136,000	0	0	0
6250 CSA #23 Terra Linda Area	0	0	0	0
6260 CSA #25 San Marin Area	0	0	0	0

## County of Marin

### Summary of Financing Uses by Function and Fund (Cont.) Governmental Funds Fiscal Year 2019-20

Description 1	2017-18 Actual 2	2018-19 Estimated 3	2019-20 Recommended 4	2019-20 Adopted by the Board of Supervisors 5
------------------	------------------------	---------------------------	-----------------------------	--

#### Summarization by Fund

6270 Affordable Housing Fund	0	0	0	0
6280 Marin Transport Proj	309,225	0	0	0
6310 Traffic N. GateActiv	0	0	0	0
6340 Alcohol and Drug Program	0	0	0	0
6410 Welfare Program	0	0	0	0
6500 Stafford Lake Trust	77,751	0	0	0

<b>Total Summarization by Fund</b>	<b>699,176,754</b>	<b>702,256,883</b>	<b>756,531,021</b>	<b>756,531,021</b>
------------------------------------	--------------------	--------------------	--------------------	--------------------

## County of Marin

### Detail of Financing Uses by Function, Activity and Budget Unit Governmental Funds Fiscal Year 2019-20

Function, Activity, and Budget Unit	2017-18 Actual	2018-19 Estimated	2019-20 Recommended	2019-20 Adopted by the Board of Supervisors
1	2	3	4	5

#### General Government

##### Communication

410 DEPARTMENT OF PUBLIC WORKS	4,090,406	4,565,145	3,448,057	3,448,057
--------------------------------	-----------	-----------	-----------	-----------

<b>Activity Total: Communication</b>	<b>4,090,406</b>	<b>4,565,145</b>	<b>3,448,057</b>	<b>3,448,057</b>
--------------------------------------	------------------	------------------	------------------	------------------

##### County Counsel

340 COUNTY COUNSEL	5,231,047	5,122,903	5,625,814	5,625,814
--------------------	-----------	-----------	-----------	-----------

<b>Activity Total: County Counsel</b>	<b>5,231,047</b>	<b>5,122,903</b>	<b>5,625,814</b>	<b>5,625,814</b>
---------------------------------------	------------------	------------------	------------------	------------------

##### Elections

390 ELECTIONS	2,639,093	3,047,506	3,291,041	3,291,041
---------------	-----------	-----------	-----------	-----------

<b>Activity Total: Elections</b>	<b>2,639,093</b>	<b>3,047,506</b>	<b>3,291,041</b>	<b>3,291,041</b>
----------------------------------	------------------	------------------	------------------	------------------

##### Finance

310 ASSESSOR RECORDER COUNTY CLERK	7,463,320	7,608,528	8,601,990	8,601,990
------------------------------------	-----------	-----------	-----------	-----------

320 DEPARTMENT OF FINANCE	8,049,799	8,333,791	9,685,088	9,685,088
---------------------------	-----------	-----------	-----------	-----------

410 DEPARTMENT OF PUBLIC WORKS	1,065,065	1,087,546	1,022,676	1,022,676
--------------------------------	-----------	-----------	-----------	-----------

<b>Activity Total: Finance</b>	<b>16,578,184</b>	<b>17,029,865</b>	<b>19,309,754</b>	<b>19,309,754</b>
--------------------------------	-------------------	-------------------	-------------------	-------------------

##### Legislative and Administrative

300 COUNTY ADMINISTRATORS OFFICE	9,256,142	7,392,210	6,464,385	6,464,385
----------------------------------	-----------	-----------	-----------	-----------

## County of Marin

### Detail of Financing Uses by Function, Activity and Budget Unit Governmental Funds Fiscal Year 2019-20

Function, Activity, and Budget Unit 1	2017-18 Actual 2	2018-19 Estimated 3	2019-20 Recommended 4	2019-20 Adopted by the Board of Supervisors 5
330 BOARD OF SUPERVISORS	3,522,756	3,660,154	3,856,174	3,856,174
900 NON DEPARTMENTAL	54,150	54,500	55,500	55,500
<b>Activity Total: Legislative and Administrative</b>	<b>12,833,048</b>	<b>11,106,864</b>	<b>10,376,059</b>	<b>10,376,059</b>
<b>Other General</b>				
300 COUNTY ADMINISTRATORS OFFICE	0	1	0	0
360 INFORMATION SVC AND TECHNOLOGY	21,161,842	22,073,648	20,732,799	20,732,799
380 MCERA	2,492,799	2,471,054	3,118,902	3,118,902
410 DEPARTMENT OF PUBLIC WORKS	9,179,611	7,973,382	6,514,922	6,514,922
900 NON DEPARTMENTAL	33,715,761	38,988,057	60,864,366	60,864,366
<b>Activity Total: Other General</b>	<b>66,550,013</b>	<b>71,506,142</b>	<b>91,230,989</b>	<b>91,230,989</b>
<b>Personnel</b>				
340 COUNTY COUNSEL	153,375	156,517	159,901	159,901
350 HUMAN RESOURCES	6,102,681	6,576,320	6,951,695	6,951,695
<b>Activity Total: Personnel</b>	<b>6,256,056</b>	<b>6,732,837</b>	<b>7,111,596</b>	<b>7,111,596</b>
<b>Plant Acquisition</b>				
410 DEPARTMENT OF PUBLIC WORKS	14,340,887	16,683,849	10,437,529	10,437,529
520 MARIN COUNTY PARKS	143,682	3,157,493	0	0
540 MARIN COUNTY FREE LIBRARY	371,519	823,365	500,000	500,000
<b>Activity Total: Plant Acquisition</b>	<b>14,856,088</b>	<b>20,664,707</b>	<b>10,937,529</b>	<b>10,937,529</b>



## County of Marin

**Detail of Financing Uses by Function, Activity and Budget Unit**  
**Governmental Funds**  
**Fiscal Year 2019-20**

Function, Activity, and Budget Unit 1	2017-18 Actual 2	2018-19 Estimated 3	2019-20 Recommended 4	2019-20 Adopted by the Board of Supervisors 5
--	------------------------	---------------------------	-----------------------------	--

<b>Property Management</b>				
300 COUNTY ADMINISTRATORS OFFICE	404,494	416,879	308,672	308,672
410 DEPARTMENT OF PUBLIC WORKS	11,945,131	11,508,125	6,010,554	6,010,554
530 CULTURAL SERVICES	352,366	375,467	297,174	297,174
<b>Activity Total: Property Management</b>	<b>12,701,991</b>	<b>12,300,471</b>	<b>6,616,400</b>	<b>6,616,400</b>
<b>Function Total: General Government</b>	<b>141,735,926</b>	<b>152,076,440</b>	<b>157,947,239</b>	<b>157,947,239</b>

## County of Marin

### Detail of Financing Uses by Function, Activity and Budget Unit Governmental Funds Fiscal Year 2019-20

Function, Activity, and Budget Unit 1	2017-18 Actual 2	2018-19 Estimated 3	2019-20 Recommended 4	2019-20 Adopted by the Board of Supervisors 5
--	------------------------	---------------------------	-----------------------------	--

#### Public Protection

##### Detention and Correction

240 PROBATION	21,245,929	21,860,175	23,850,487	23,850,487
260 SHERIFF CORONERS OFFICE	28,784,733	29,088,730	27,406,940	27,406,940
<b>Activity Total: Detention and Correction</b>	<b>50,030,662</b>	<b>50,948,905</b>	<b>51,257,427</b>	<b>51,257,427</b>

##### Fire Protection

230 MARIN COUNTY FIRE	23,734,062	25,443,562	22,335,142	22,335,142
<b>Activity Total: Fire Protection</b>	<b>23,734,062</b>	<b>25,443,562</b>	<b>22,335,142</b>	<b>22,335,142</b>

##### Flood Cntrl and Soil and Water Conserv

410 DEPARTMENT OF PUBLIC WORKS	626,164	803,785	894,014	894,014
653 WASTE MANAGEMENT JPA	5,000	5,000	0	0
<b>Activity Total: Flood Cntrl and Soil and Water Conserv</b>	<b>631,164</b>	<b>808,785</b>	<b>894,014</b>	<b>894,014</b>

##### Judicial

200 CHILD SUPPORT SERVICES	4,650,264	4,760,611	5,237,505	5,237,505
220 DISTRICT ATTORNEY	13,265,963	13,184,926	13,763,086	13,763,086
250 PUBLIC DEFENDER	7,986,885	8,059,667	8,351,161	8,351,161
900 NON DEPARTMENTAL	2,293,536	1,054,475	2,108,700	2,108,700
<b>Activity Total: Judicial</b>	<b>28,196,648</b>	<b>27,059,679</b>	<b>29,460,452</b>	<b>29,460,452</b>

## County of Marin

### Detail of Financing Uses by Function, Activity and Budget Unit Governmental Funds Fiscal Year 2019-20

Function, Activity, and Budget Unit 1	2017-18 Actual 2	2018-19 Estimated 3	2019-20 Recommended 4	2019-20 Adopted by the Board of Supervisors 5
--	------------------------	---------------------------	-----------------------------	--

#### Other Protection

100 HEALTH AND HUMAN SERVICES	2,076,027	2,411,469	2,703,199	2,703,199
220 DISTRICT ATTORNEY	3,888,911	3,732,384	5,440,241	5,440,241
230 MARIN COUNTY FIRE	6,763,622	6,426,008	5,564,328	5,564,328
260 SHERIFF CORONERS OFFICE	2,313,878	2,452,867	2,113,766	2,113,766
300 COUNTY ADMINISTRATORS OFFICE	3,381,810	3,541,367	3,652,533	3,652,533
310 ASSESSOR RECORDER COUNTY CLERK	2,673,679	2,481,906	2,922,315	2,922,315
320 DEPARTMENT OF FINANCE	593,016	581,439	674,334	674,334
400 COMMUNITY DEVELOPMENT AGENCY	6,815,429	6,826,032	5,906,529	5,906,529
410 DEPARTMENT OF PUBLIC WORKS	4,621,720	4,662,863	5,331,663	5,331,663
900 NON DEPARTMENTAL	44,633	46,930	46,930	46,930

#### Activity Total: Other Protection

	<b>33,172,725</b>	<b>33,163,265</b>	<b>34,355,838</b>	<b>34,355,838</b>
--	-------------------	-------------------	-------------------	-------------------

#### Police Protection

260 SHERIFF CORONERS OFFICE	41,433,769	43,040,705	43,845,502	43,845,502
-----------------------------	------------	------------	------------	------------

#### Activity Total: Police Protection

	<b>41,433,769</b>	<b>43,040,705</b>	<b>43,845,502</b>	<b>43,845,502</b>
--	-------------------	-------------------	-------------------	-------------------

#### Protective Inspection

400 COMMUNITY DEVELOPMENT AGENCY	3,916,210	3,899,313	4,326,220	4,326,220
500 AGRICULTURE WEIGHTS MEASURES	2,515,582	2,580,424	2,652,604	2,652,604

#### Activity Total: Protective Inspection

	<b>6,431,792</b>	<b>6,479,737</b>	<b>6,978,824</b>	<b>6,978,824</b>
--	------------------	------------------	------------------	------------------

## County of Marin

### Detail of Financing Uses by Function, Activity and Budget Unit

#### Governmental Funds

Fiscal Year 2019-20

Function, Activity, and Budget Unit 1	2017-18 Actual 2	2018-19 Estimated 3	2019-20 Recommended 4	2019-20 Adopted by the Board of Supervisors 5
--	------------------------	---------------------------	-----------------------------	--

<b>Function Total: Public Protection</b>	<b>183,630,822</b>	<b>186,944,638</b>	<b>189,127,199</b>	<b>189,127,199</b>
--	--------------------	--------------------	--------------------	--------------------

## County of Marin

**Detail of Financing Uses by Function, Activity and Budget Unit**  
**Governmental Funds**  
**Fiscal Year 2019-20**

Function, Activity, and Budget Unit 1	2017-18 Actual 2	2018-19 Estimated 3	2019-20 Recommended 4	2019-20 Adopted by the Board of Supervisors 5
--	------------------------	---------------------------	-----------------------------	--

**Public Ways and Facilities**

**Public Ways**

410 DEPARTMENT OF PUBLIC WORKS

25,471,930

24,782,701

27,613,331

27,613,331

**Activity Total: Public Ways**

**25,471,930**

**24,782,701**

**27,613,331**

**27,613,331**

**Function Total: Public Ways and Facilities**

**25,471,930**

**24,782,701**

**27,613,331**

**27,613,331**

## County of Marin

### Detail of Financing Uses by Function, Activity and Budget Unit Governmental Funds Fiscal Year 2019-20

Function, Activity, and Budget Unit 1	2017-18 Actual 2	2018-19 Estimated 3	2019-20 Recommended 4	2019-20 Adopted by the Board of Supervisors 5
--	------------------------	---------------------------	-----------------------------	--

#### Health and Sanitation

##### California Children Services

100 HEALTH AND HUMAN SERVICES	3,917,096	3,968,033	5,024,260	5,024,260
<b>Activity Total: California Children Services</b>	<b>3,917,096</b>	<b>3,968,033</b>	<b>5,024,260</b>	<b>5,024,260</b>

##### Health

100 HEALTH AND HUMAN SERVICES	140,038,959	132,004,192	139,453,654	139,453,654
400 COMMUNITY DEVELOPMENT AGENCY	4,294,128	4,539,430	5,263,306	5,263,306
900 NON DEPARTMENTAL	44,152,125	42,174,576	57,879,651	57,879,651
<b>Activity Total: Health</b>	<b>188,485,212</b>	<b>178,718,198</b>	<b>202,596,611</b>	<b>202,596,611</b>

##### Sanitation Refuse Collect and Disposal

410 DEPARTMENT OF PUBLIC WORKS	2,176,654	1,769,404	1,738,163	1,738,163
<b>Activity Total: Sanitation Refuse Collect and Disposal</b>	<b>2,176,654</b>	<b>1,769,404</b>	<b>1,738,163</b>	<b>1,738,163</b>

<b>Function Total: Health and Sanitation</b>	<b>194,578,962</b>	<b>184,455,635</b>	<b>209,359,034</b>	<b>209,359,034</b>
--	--------------------	--------------------	--------------------	--------------------

## County of Marin

### Detail of Financing Uses by Function, Activity and Budget Unit Governmental Funds Fiscal Year 2019-20

Function, Activity, and Budget Unit 1	2017-18 Actual 2	2018-19 Estimated 3	2019-20 Recommended 4	2019-20 Adopted by the Board of Supervisors 5
--	------------------------	---------------------------	-----------------------------	--

#### Public Assistance

##### Administration

100 HEALTH AND HUMAN SERVICES	93,698,483	96,291,067	105,393,317	105,393,317
<b>Activity Total: Administration</b>	<b>93,698,483</b>	<b>96,291,067</b>	<b>105,393,317</b>	<b>105,393,317</b>

##### Other Assistance

100 HEALTH AND HUMAN SERVICES	12,989,701	12,603,716	15,225,567	15,225,567
400 COMMUNITY DEVELOPMENT AGENCY	2,606,973	2,938,141	4,138,457	4,138,457
<b>Activity Total: Other Assistance</b>	<b>15,596,674</b>	<b>15,541,857</b>	<b>19,364,024</b>	<b>19,364,024</b>

##### Veterans Services

100 HEALTH AND HUMAN SERVICES	379,337	332,633	458,619	458,619
<b>Activity Total: Veterans Services</b>	<b>379,337</b>	<b>332,633</b>	<b>458,619</b>	<b>458,619</b>

<b>Function Total: Public Assistance</b>	<b>109,674,494</b>	<b>112,165,557</b>	<b>125,215,960</b>	<b>125,215,960</b>
--	--------------------	--------------------	--------------------	--------------------

## County of Marin

**Detail of Financing Uses by Function, Activity and Budget Unit**  
**Governmental Funds**  
**Fiscal Year 2019-20**

Function, Activity, and Budget Unit 1	2017-18 Actual 2	2018-19 Estimated 3	2019-20 Recommended 4	2019-20 Adopted by the Board of Supervisors 5
--	------------------------	---------------------------	-----------------------------	--

### Education

#### Agricultural Education

510 UCCE FARM ADVISOR	306,520	280,988	333,801	333,801
<b>Activity Total: Agricultural Education</b>	<b>306,520</b>	<b>280,988</b>	<b>333,801</b>	<b>333,801</b>

#### Library Services

540 MARIN COUNTY FREE LIBRARY	15,201,432	16,963,547	20,192,651	20,192,651
<b>Activity Total: Library Services</b>	<b>15,201,432</b>	<b>16,963,547</b>	<b>20,192,651</b>	<b>20,192,651</b>

<b>Function Total: Education</b>	<b>15,507,952</b>	<b>17,244,535</b>	<b>20,526,452</b>	<b>20,526,452</b>
----------------------------------	-------------------	-------------------	-------------------	-------------------



## County of Marin

**Detail of Financing Uses by Function, Activity and Budget Unit**  
**Governmental Funds**  
**Fiscal Year 2019-20**

Function, Activity, and Budget Unit 1	2017-18 Actual 2	2018-19 Estimated 3	2019-20 Recommended 4	2019-20 Adopted by the Board of Supervisors 5
--	------------------------	---------------------------	-----------------------------	--

**Recreation and Cultural Services**

**Cultural Services**

530 CULTURAL SERVICES	3,682,098	3,764,144	4,066,308	4,066,308
<b>Activity Total: Cultural Services</b>	<b>3,682,098</b>	<b>3,764,144</b>	<b>4,066,308</b>	<b>4,066,308</b>

**Recreation Facilities**

520 MARIN COUNTY PARKS	24,761,323	20,823,233	18,072,969	18,072,969
659 MARIN COUNTY OPEN SPACE	133,247	0	0	0
<b>Activity Total: Recreation Facilities</b>	<b>24,894,570</b>	<b>20,823,233</b>	<b>18,072,969</b>	<b>18,072,969</b>

<b>Function Total: Recreation and Cultural Services</b>	<b>28,576,668</b>	<b>24,587,377</b>	<b>22,139,277</b>	<b>22,139,277</b>
---	-------------------	-------------------	-------------------	-------------------

## County of Marin

### Detail of Financing Uses by Function, Activity and Budget Unit Governmental Funds Fiscal Year 2019-20

Function, Activity, and Budget Unit 1	2017-18 Actual 2	2018-19 Estimated 3	2019-20 Recommended 4	2019-20 Adopted by the Board of Supervisors 5
--	------------------------	---------------------------	-----------------------------	--

<b>Grand Total of Financing Uses by Function</b>	<b>699,176,754</b>	<b>702,256,883</b>	<b>751,928,492</b>	<b>751,928,492</b>
--	--------------------	--------------------	--------------------	--------------------

# County of Marin

## Financing Sources and Uses by Budget Unit by Object Governmental Funds Fiscal Year 2019-20

Detail by Revenue Category and Expenditure Object	2017-18 Actual	2018-19 Estimated	2019-20 Recommended	2019-20 Adopted by the Board of Supervisors
1	2	3	4	5

**Budget Unit:** 100 HEALTH AND HUMAN SERVICES

**Function:** Public Protection

**Activity:** Other Protection

**Revenues**

Use of Money and Property	21,592	31,325	8,000	8,000
Intergovernmental Revenues	0	42,512	50,000	50,000
Charges for Current Services	210,531	211,247	236,000	236,000
Miscellaneous Revenues	150	0	0	0
Other Financing Sources	50,000	50,000	50,000	50,000
<b>Total Revenues</b>	<b>282,273</b>	<b>335,084</b>	<b>344,000</b>	<b>344,000</b>

**Expenditures/Appropriations**

Salary and Benefits	1,790,592	1,683,410	2,019,369	2,019,369
Services and Supplies	85,247	76,472	94,128	94,128
Support of Clients	2,591	2,829	32,000	32,000
Intrafund Expense	(298,440)	129,148	(346,267)	(346,267)
Interfund Expense	446,037	469,610	853,969	853,969
Transfers Out	50,000	50,000	50,000	50,000

**Total Expenditures/Appropriations** **2,076,027** **2,411,469** **2,703,199** **2,703,199**

**Activity Total: Other Protection** **1,793,754** **2,076,385** **2,359,199** **2,359,199**

**Function Total: Public Protection** **1,793,754** **2,076,385** **2,359,199** **2,359,199**

# County of Marin

## Financing Sources and Uses by Budget Unit by Object Governmental Funds Fiscal Year 2019-20

Detail by Revenue Category and Expenditure Object	2017-18 Actual	2018-19 Estimated	2019-20 Recommended	2019-20 Adopted by the Board of Supervisors
1	2	3	4	5

**Budget Unit:** 100 HEALTH AND HUMAN SERVICES

**Function:** Health and Sanitation

**Activity:** California Children Services

**Revenues**

Intergovernmental Revenues	3,201,442	3,241,472	3,053,221	3,053,221
Charges for Current Services	310	360	0	0
Miscellaneous Revenues	0	0	0	0
Other Financing Sources	1,257,756	1,659,947	1,680,418	1,680,418
<b>Total Revenues</b>	<b>4,459,508</b>	<b>4,901,779</b>	<b>4,733,639</b>	<b>4,733,639</b>

**Expenditures/Appropriations**

Salary and Benefits	2,065,527	1,759,472	2,405,909	2,405,909
Services and Supplies	82,587	170,293	334,772	334,772
Intrafund Expense	305,809	263,581	257,069	257,069
Interfund Expense	205,417	114,740	346,092	346,092
Transfers Out	1,257,756	1,659,947	1,680,418	1,680,418
<b>Total Expenditures/Appropriations</b>	<b>3,917,096</b>	<b>3,968,033</b>	<b>5,024,260</b>	<b>5,024,260</b>

<b>Activity Total: California Children Services</b>	<b>(542,412)</b>	<b>(933,746)</b>	<b>290,621</b>	<b>290,621</b>
---	------------------	------------------	----------------	----------------

# County of Marin

## Financing Sources and Uses by Budget Unit by Object Governmental Funds Fiscal Year 2019-20

Detail by Revenue Category and Expenditure Object	2017-18 Actual	2018-19 Estimated	2019-20 Recommended	2019-20 Adopted by the Board of Supervisors
1	2	3	4	5

**Budget Unit:** 100 HEALTH AND HUMAN SERVICES

**Function:** Health and Sanitation

**Activity:** Health

**Revenues**

Licenses, Permits and Franchises	43,750	14,600	15,000	15,000
Fines, Forfeitures, and Penalties	737,149	799,114	816,135	816,135
Use of Money and Property	459,806	639,949	0	0
Intergovernmental Revenues	73,637,144	79,652,045	68,538,284	68,538,284
Charges for Current Services	1,526,335	1,411,376	714,471	714,471
Miscellaneous Revenues	577,348	359,198	2,000	2,000
Other Financing Sources	86,516,378	34,940,368	32,163,985	32,163,985

<b>Total Revenues</b>	<b>163,497,910</b>	<b>117,816,650</b>	<b>102,249,875</b>	<b>102,249,875</b>
-----------------------	--------------------	--------------------	--------------------	--------------------

**Expenditures/Appropriations**

Salary and Benefits	43,737,411	45,458,878	56,494,809	56,494,809
Services and Supplies	39,411,563	38,409,865	39,775,090	39,775,090
Support of Clients	13,712,118	14,778,867	11,465,132	11,465,132
Capital Assets	251	0	0	0
Intrafund Expense	(5,634,464)	(6,063,948)	(5,709,684)	(5,709,684)
Interfund Expense	8,554,607	6,820,324	7,764,322	7,764,322
Transfers Out	40,257,473	32,600,206	29,663,985	29,663,985
Contingencies	0	0	0	0

<b>Total Expenditures/Appropriations</b>	<b>140,038,959</b>	<b>132,004,192</b>	<b>139,453,654</b>	<b>139,453,654</b>
--	--------------------	--------------------	--------------------	--------------------

<b>Activity Total: Health</b>	<b>(23,458,951)</b>	<b>14,187,542</b>	<b>37,203,779</b>	<b>37,203,779</b>
-------------------------------	---------------------	-------------------	-------------------	-------------------

<b>Function Total: Health and Sanitation</b>	<b>(24,001,363)</b>	<b>13,253,796</b>	<b>37,494,400</b>	<b>37,494,400</b>
--	---------------------	-------------------	-------------------	-------------------

## County of Marin

### Financing Sources and Uses by Budget Unit by Object Governmental Funds Fiscal Year 2019-20

Detail by Revenue Category and Expenditure Object	2017-18 Actual	2018-19 Estimated	2019-20 Recommended	2019-20 Adopted by the Board of Supervisors
1	2	3	4	5

**Budget Unit:** 100 HEALTH AND HUMAN SERVICES

**Function:** Public Assistance

**Activity:** Administration

**Revenues**

Licenses, Permits and Franchises	54,954	54,916	66,000	66,000
Use of Money and Property	5,083	6,118	0	0
Intergovernmental Revenues	57,489,694	61,989,296	66,017,548	66,017,548
Charges for Current Services	13,505	10,344	6,800	6,800
Miscellaneous Revenues	3,111	59,119	0	0
Other Financing Sources	21,440,784	23,588,819	25,215,232	25,215,232
<b>Total Revenues</b>	<b>79,007,131</b>	<b>85,708,612</b>	<b>91,305,580</b>	<b>91,305,580</b>

**Expenditures/Appropriations**

Salary and Benefits	31,844,787	32,579,360	38,352,294	38,352,294
Services and Supplies	4,365,656	3,815,576	3,705,541	3,705,541
Support of Clients	20,941,866	20,032,169	22,309,382	22,309,382
Intrafund Expense	4,780,191	5,103,732	4,830,763	4,830,763
Interfund Expense	5,948,851	6,931,163	6,364,393	6,364,393
Transfers Out	25,817,132	27,829,067	29,830,944	29,830,944
Contingencies	0	0	0	0
<b>Total Expenditures/Appropriations</b>	<b>93,698,483</b>	<b>96,291,067</b>	<b>105,393,317</b>	<b>105,393,317</b>

<b>Activity Total: Administration</b>	<b>14,691,352</b>	<b>10,582,455</b>	<b>14,087,737</b>	<b>14,087,737</b>
---------------------------------------	-------------------	-------------------	-------------------	-------------------

# County of Marin

## Financing Sources and Uses by Budget Unit by Object Governmental Funds Fiscal Year 2019-20

Detail by Revenue Category and Expenditure Object	2017-18 Actual	2018-19 Estimated	2019-20 Recommended	2019-20 Adopted by the Board of Supervisors
1	2	3	4	5

**Budget Unit:** 100 HEALTH AND HUMAN SERVICES

**Function:** Public Assistance

**Activity:** Other Assistance

**Revenues**

Intergovernmental Revenues	11,590,912	12,307,053	11,185,629	11,185,629
Charges for Current Services	335,381	0	0	0
Miscellaneous Revenues	11,153	405,509	13,500	13,500
Other Financing Sources	1,600,885	1,284,956	1,596,558	1,596,558
<b>Total Revenues</b>	<b>13,538,331</b>	<b>13,997,518</b>	<b>12,795,687</b>	<b>12,795,687</b>

**Expenditures/Appropriations**

Salary and Benefits	6,569,944	5,940,578	7,301,799	7,301,799
Services and Supplies	1,499,263	2,018,769	1,622,128	1,622,128
Support of Clients	2,467,672	2,294,210	3,693,148	3,693,148
Intrafund Expense	801,009	920,694	925,807	925,807
Interfund Expense	1,094,127	1,150,622	1,403,842	1,403,842
Transfers Out	557,686	278,843	278,843	278,843
<b>Total Expenditures/Appropriations</b>	<b>12,989,701</b>	<b>12,603,716</b>	<b>15,225,567</b>	<b>15,225,567</b>

<b>Activity Total: Other Assistance</b>	<b>(548,630)</b>	<b>(1,393,802)</b>	<b>2,429,880</b>	<b>2,429,880</b>
---	------------------	--------------------	------------------	------------------

# County of Marin

## Financing Sources and Uses by Budget Unit by Object Governmental Funds Fiscal Year 2019-20

Detail by Revenue Category and Expenditure Object	2017-18 Actual	2018-19 Estimated	2019-20 Recommended	2019-20 Adopted by the Board of Supervisors
1	2	3	4	5

**Budget Unit:** 100 HEALTH AND HUMAN SERVICES

**Function:** Public Assistance

**Activity:** Veterans Services

**Revenues**

Intergovernmental Revenues	44,901	48,905	46,389	46,389
Miscellaneous Revenues	0	525	0	0
<b>Total Revenues</b>	<b>44,901</b>	<b>49,430</b>	<b>46,389</b>	<b>46,389</b>

**Expenditures/Appropriations**

Salary and Benefits	280,619	225,225	353,470	353,470
Services and Supplies	13,003	10,589	15,100	15,100
Support of Clients	0	0	0	0
Intrafund Expense	45,891	48,784	17,712	17,712
Interfund Expense	39,824	48,035	72,337	72,337
<b>Total Expenditures/Appropriations</b>	<b>379,337</b>	<b>332,633</b>	<b>458,619</b>	<b>458,619</b>

**Activity Total: Veterans Services**

	<b>334,436</b>	<b>283,203</b>	<b>412,230</b>	<b>412,230</b>
--	----------------	----------------	----------------	----------------

**Function Total: Public Assistance**

	<b>14,477,158</b>	<b>9,471,856</b>	<b>16,929,847</b>	<b>16,929,847</b>
<b>Grand Total:</b>	<b>100 HEALTH AND HUMAN SERVICES</b>	<b>(7,730,451)</b>	<b>24,802,037</b>	<b>56,783,446</b>



## County of Marin

### Financing Sources and Uses by Budget Unit by Object Governmental Funds Fiscal Year 2019-20

Detail by Revenue Category and Expenditure Object	2017-18 Actual	2018-19 Estimated	2019-20 Recommended	2019-20 Adopted by the Board of Supervisors
1	2	3	4	5

**Budget Unit:** 200 CHILD SUPPORT SERVICES

**Function:** Public Protection

**Activity:** Judicial

**Revenues**

Fines, Forfeitures, and Penalties	946,027	1,045,697	1,206,881	1,206,881
Use of Money and Property	6,527	11,695	3,000	3,000
Intergovernmental Revenues	3,691,851	3,915,413	3,845,478	3,845,478
Charges for Current Services	0	0	0	0
Miscellaneous Revenues	120	0	182,146	182,146
<b>Total Revenues</b>	<b>4,644,525</b>	<b>4,972,805</b>	<b>5,237,505</b>	<b>5,237,505</b>

**Expenditures/Appropriations**

Salary and Benefits	3,521,960	3,586,205	3,962,810	3,962,810
Services and Supplies	781,622	647,971	592,820	592,820
Intrafund Expense	65,284	89,180	172,433	172,433
Interfund Expense	281,398	437,255	509,442	509,442
<b>Total Expenditures/Appropriations</b>	<b>4,650,264</b>	<b>4,760,611</b>	<b>5,237,505</b>	<b>5,237,505</b>

<b>Activity Total: Judicial</b>	<b>5,739</b>	<b>(212,194)</b>	<b>0</b>	<b>0</b>
---------------------------------	--------------	------------------	----------	----------

<b>Function Total: Public Protection</b>	<b>5,739</b>	<b>(212,194)</b>	<b>0</b>	<b>0</b>
--	--------------	------------------	----------	----------

<b>Grand Total: 200 CHILD SUPPORT SERVICES</b>	<b>5,739</b>	<b>(212,194)</b>	<b>0</b>	<b>0</b>
--	--------------	------------------	----------	----------

# County of Marin

## Financing Sources and Uses by Budget Unit by Object Governmental Funds Fiscal Year 2019-20

Detail by Revenue Category and Expenditure Object	2017-18 Actual	2018-19 Estimated	2019-20 Recommended	2019-20 Adopted by the Board of Supervisors
1	2	3	4	5

**Budget Unit:** 220 DISTRICT ATTORNEY

**Function:** Public Protection

**Activity:** Judicial

**Revenues**

Fines, Forfeitures, and Penalties	970	0	55,052	55,052
Use of Money and Property	62,152	237,419	0	0
Intergovernmental Revenues	4,171,045	4,127,064	3,887,122	3,887,122
Charges for Current Services	234,394	367,204	100,085	100,085
Miscellaneous Revenues	113,607	96,028	365,964	365,964
Other Financing Sources	98,716	90,550	55,500	55,500
<b>Total Revenues</b>	<b>4,680,884</b>	<b>4,918,265</b>	<b>4,463,723</b>	<b>4,463,723</b>

**Expenditures/Appropriations**

Salary and Benefits	11,899,955	11,818,445	12,509,872	12,509,872
Services and Supplies	729,281	636,449	484,462	484,462
Intrafund Expense	484,747	515,464	374,011	374,011
Interfund Expense	0	0	120,219	120,219
Transfers Out	151,980	214,568	274,522	274,522
<b>Total Expenditures/Appropriations</b>	<b>13,265,963</b>	<b>13,184,926</b>	<b>13,763,086</b>	<b>13,763,086</b>

<b>Activity Total: Judicial</b>	<b>8,585,079</b>	<b>8,266,661</b>	<b>9,299,363</b>	<b>9,299,363</b>
---------------------------------	------------------	------------------	------------------	------------------

## County of Marin

### Financing Sources and Uses by Budget Unit by Object Governmental Funds Fiscal Year 2019-20

Detail by Revenue Category and Expenditure Object	2017-18 Actual	2018-19 Estimated	2019-20 Recommended	2019-20 Adopted by the Board of Supervisors
1	2	3	4	5

**Budget Unit:** 220 DISTRICT ATTORNEY

**Function:** Public Protection

**Activity:** Other Protection

**Revenues**

Fines, Forfeitures, and Penalties	584,802	757,420	1,091,399	1,091,399
Use of Money and Property	2,436	4,877	0	0
Intergovernmental Revenues	2,947,511	2,491,411	3,699,565	3,699,565
Miscellaneous Revenues	866	5,322	0	0
Other Financing Sources	98,376	132,456	219,022	219,022
<b>Total Revenues</b>	<b>3,633,991</b>	<b>3,391,486</b>	<b>5,009,986</b>	<b>5,009,986</b>

**Expenditures/Appropriations**

Salary and Benefits	2,370,385	2,300,259	2,342,859	2,342,859
Services and Supplies	1,515,356	1,418,552	3,077,183	3,077,183
Intrafund Expense	3,170	8,573	5,045	5,045
Interfund Expense	0	5,000	15,154	15,154
<b>Total Expenditures/Appropriations</b>	<b>3,888,911</b>	<b>3,732,384</b>	<b>5,440,241</b>	<b>5,440,241</b>

<b>Activity Total: Other Protection</b>	<b>254,920</b>	<b>340,898</b>	<b>430,255</b>	<b>430,255</b>
---	----------------	----------------	----------------	----------------

<b>Function Total: Public Protection</b>	<b>8,839,999</b>	<b>8,607,559</b>	<b>9,729,618</b>	<b>9,729,618</b>
--	------------------	------------------	------------------	------------------

<b>Grand Total: 220 DISTRICT ATTORNEY</b>	<b>8,839,999</b>	<b>8,607,559</b>	<b>9,729,618</b>	<b>9,729,618</b>
---	------------------	------------------	------------------	------------------

## County of Marin

### Financing Sources and Uses by Budget Unit by Object Governmental Funds Fiscal Year 2019-20

Detail by Revenue Category and Expenditure Object	2017-18 Actual	2018-19 Estimated	2019-20 Recommended	2019-20 Adopted by the Board of Supervisors
1	2	3	4	5

**Budget Unit:** 230 MARIN COUNTY FIRE

**Function:** Public Protection

**Activity:** Fire Protection

**Revenues**

Taxes	5,291,474	5,814,601	6,167,000	6,167,000
Licenses, Permits and Franchises	129,607	126,202	107,000	107,000
Use of Money and Property	0	555	0	0
Intergovernmental Revenues	2,257,624	3,087,351	2,669,266	2,669,266
Charges for Current Services	15,697,259	16,062,546	6,459,782	6,459,782
Miscellaneous Revenues	632	102,716	78,000	78,000
<b>Total Revenues</b>	<b>23,376,596</b>	<b>25,193,971</b>	<b>15,481,048</b>	<b>15,481,048</b>

**Expenditures/Appropriations**

Salary and Benefits	20,455,060	21,712,416	18,063,218	18,063,218
Services and Supplies	1,572,432	2,141,381	1,495,311	1,495,311
Support of Clients	0	0	0	0
Intrafund Expense	1,681,570	1,586,715	693,611	693,611
Interfund Expense	0	3,050	2,083,002	2,083,002
Other Financing Uses	25,000	0	0	0
<b>Total Expenditures/Appropriations</b>	<b>23,734,062</b>	<b>25,443,562</b>	<b>22,335,142</b>	<b>22,335,142</b>

<b>Activity Total: Fire Protection</b>	<b>357,466</b>	<b>249,591</b>	<b>6,854,094</b>	<b>6,854,094</b>
--	----------------	----------------	------------------	------------------

# County of Marin

## Financing Sources and Uses by Budget Unit by Object Governmental Funds Fiscal Year 2019-20

Detail by Revenue Category and Expenditure Object	2017-18 Actual	2018-19 Estimated	2019-20 Recommended	2019-20 Adopted by the Board of Supervisors
1	2	3	4	5

**Budget Unit:** 230 MARIN COUNTY FIRE

**Function:** Public Protection

**Activity:** Other Protection

**Revenues**

Taxes	0	0	0	0
Licenses, Permits and Franchises	152	0	0	0
Intergovernmental Revenues	920,629	936,579	945,082	945,082
Charges for Current Services	3,429,201	3,039,220	2,679,630	2,679,630
Miscellaneous Revenues	2,478	0	0	0
Other Financing Sources	18,901	0	0	0
<b>Total Revenues</b>	<b>4,371,361</b>	<b>3,975,799</b>	<b>3,624,712</b>	<b>3,624,712</b>

**Expenditures/Appropriations**

Salary and Benefits	6,042,322	5,965,761	5,173,131	5,173,131
Services and Supplies	700,838	459,079	386,105	386,105
Intrafund Expense	1,561	1,168	356	356
Interfund Expense	0	0	4,736	4,736
Transfers Out	18,901	0	0	0
<b>Total Expenditures/Appropriations</b>	<b>6,763,622</b>	<b>6,426,008</b>	<b>5,564,328</b>	<b>5,564,328</b>

<b>Activity Total: Other Protection</b>	<b>2,392,261</b>	<b>2,450,209</b>	<b>1,939,616</b>	<b>1,939,616</b>
---	------------------	------------------	------------------	------------------

<b>Function Total: Public Protection</b>	<b>2,749,727</b>	<b>2,699,800</b>	<b>8,793,710</b>	<b>8,793,710</b>
--	------------------	------------------	------------------	------------------

<b>Grand Total: 230 MARIN COUNTY FIRE</b>	<b>2,749,727</b>	<b>2,699,800</b>	<b>8,793,710</b>	<b>8,793,710</b>
---	------------------	------------------	------------------	------------------

# County of Marin

## Financing Sources and Uses by Budget Unit by Object Governmental Funds Fiscal Year 2019-20

Detail by Revenue Category and Expenditure Object	2017-18 Actual	2018-19 Estimated	2019-20 Recommended	2019-20 Adopted by the Board of Supervisors
1	2	3	4	5

**Budget Unit:** 240 PROBATION

**Function:** Public Protection

**Activity:** Detention and Correction

### Revenues

Fines, Forfeitures, and Penalties	129,491	127,037	270,000	270,000
Use of Money and Property	135,676	275,878	0	0
Intergovernmental Revenues	12,799,746	11,655,878	11,149,959	11,149,959
Charges for Current Services	251,593	253,626	395,000	395,000
Miscellaneous Revenues	5,738	2,949	8,000	8,000
Other Financing Sources	0	0	167,159	167,159
<b>Total Revenues</b>	<b>13,322,244</b>	<b>12,315,368</b>	<b>11,990,118</b>	<b>11,990,118</b>

### Expenditures/Appropriations

Salary and Benefits	16,450,779	16,865,789	18,560,549	18,560,549
Services and Supplies	3,664,029	3,692,664	3,729,965	3,729,965
Support of Clients	0	0	0	0
Capital Assets	0	88,987	0	0
Intrafund Expense	928,335	826,284	804,221	804,221
Interfund Expense	202,786	386,451	588,593	588,593
Transfers Out	0	0	167,159	167,159
Contingencies	0	0	0	0
<b>Total Expenditures/Appropriations</b>	<b>21,245,929</b>	<b>21,860,175</b>	<b>23,850,487</b>	<b>23,850,487</b>

**Activity Total: Detention and Correction** 7,923,685 9,544,807 11,860,369 11,860,369

**Function Total: Public Protection** 7,923,685 9,544,807 11,860,369 11,860,369

**Grand Total: 240 PROBATION** 7,923,685 9,544,807 11,860,369 11,860,369

# County of Marin

## Financing Sources and Uses by Budget Unit by Object Governmental Funds Fiscal Year 2019-20

Detail by Revenue Category and Expenditure Object	2017-18 Actual	2018-19 Estimated	2019-20 Recommended	2019-20 Adopted by the Board of Supervisors
1	2	3	4	5

**Budget Unit:** 250 PUBLIC DEFENDER

**Function:** Public Protection

**Activity:** Judicial

### Revenues

Use of Money and Property	847	0	0	0
Intergovernmental Revenues	1,890,617	2,011,319	1,999,309	1,999,309
Charges for Current Services	36,705	23,693	40,000	40,000
Miscellaneous Revenues	0	0	1,200	1,200
Other Financing Sources	67,216	68,500	55,500	55,500
<b>Total Revenues</b>	<b>1,995,385</b>	<b>2,103,512</b>	<b>2,096,009</b>	<b>2,096,009</b>

### Expenditures/Appropriations

Salary and Benefits	7,456,079	7,574,810	7,855,915	7,855,915
Services and Supplies	261,971	222,601	229,344	229,344
Support of Clients	500	0	0	0
Intrafund Expense	201,119	193,756	169,166	169,166
Interfund Expense	0	0	41,236	41,236
Transfers Out	67,216	68,500	55,500	55,500
<b>Total Expenditures/Appropriations</b>	<b>7,986,885</b>	<b>8,059,667</b>	<b>8,351,161</b>	<b>8,351,161</b>

<b>Activity Total: Judicial</b>	<b>5,991,500</b>	<b>5,956,155</b>	<b>6,255,152</b>	<b>6,255,152</b>
---------------------------------	------------------	------------------	------------------	------------------

<b>Function Total: Public Protection</b>	<b>5,991,500</b>	<b>5,956,155</b>	<b>6,255,152</b>	<b>6,255,152</b>
--	------------------	------------------	------------------	------------------

<b>Grand Total: 250 PUBLIC DEFENDER</b>	<b>5,991,500</b>	<b>5,956,155</b>	<b>6,255,152</b>	<b>6,255,152</b>
---	------------------	------------------	------------------	------------------

# County of Marin

## Financing Sources and Uses by Budget Unit by Object Governmental Funds Fiscal Year 2019-20

Detail by Revenue Category and Expenditure Object	2017-18 Actual	2018-19 Estimated	2019-20 Recommended	2019-20 Adopted by the Board of Supervisors
1	2	3	4	5

**Budget Unit:** 260 SHERIFF CORONERS OFFICE

**Function:** Public Protection

**Activity:** Detention and Correction

**Revenues**

Intergovernmental Revenues	7,445,144	7,540,946	12,047,019	12,047,019
Charges for Current Services	3,784,186	4,468,802	645,979	645,979
Miscellaneous Revenues	1,550	(1,481)	39,500	39,500
Other Financing Sources	49,000	109,000	49,000	49,000
<b>Total Revenues</b>	<b>11,279,880</b>	<b>12,117,267</b>	<b>12,781,498</b>	<b>12,781,498</b>

**Expenditures/Appropriations**

Salary and Benefits	24,708,826	24,850,748	23,386,044	23,386,044
Services and Supplies	2,072,155	1,651,468	1,779,682	1,779,682
Support of Clients	0	0	0	0
Intrafund Expense	1,363,308	1,421,821	1,460,539	1,460,539
Interfund Expense	541,445	1,115,693	731,675	731,675
Transfers Out	98,999	49,000	49,000	49,000
Contingencies	0	0	0	0
<b>Total Expenditures/Appropriations</b>	<b>28,784,733</b>	<b>29,088,730</b>	<b>27,406,940</b>	<b>27,406,940</b>

<b>Activity Total: Detention and Correction</b>	<b>17,504,853</b>	<b>16,971,463</b>	<b>14,625,442</b>	<b>14,625,442</b>
---	-------------------	-------------------	-------------------	-------------------



# County of Marin

## Financing Sources and Uses by Budget Unit by Object Governmental Funds Fiscal Year 2019-20

Detail by Revenue Category and Expenditure Object	2017-18 Actual	2018-19 Estimated	2019-20 Recommended	2019-20 Adopted by the Board of Supervisors
1	2	3	4	5

**Budget Unit:** 260 SHERIFF CORONERS OFFICE

**Function:** Public Protection

**Activity:** Other Protection

**Revenues**

Use of Money and Property	0	0	0	0
Intergovernmental Revenues	1,068,374	1,084,580	473,191	473,191
Charges for Current Services	112,273	169,570	101,885	101,885
Miscellaneous Revenues	1,789	0	9,300	9,300
Other Financing Sources	0	111,726	0	0
<b>Total Revenues</b>	<b>1,182,436</b>	<b>1,365,876</b>	<b>584,376</b>	<b>584,376</b>

**Expenditures/Appropriations**

Salary and Benefits	1,373,701	1,238,654	1,417,015	1,417,015
Services and Supplies	871,133	911,736	564,789	564,789
Support of Clients	0	0	0	0
Intrafund Expense	69,044	190,751	40,815	40,815
Interfund Expense	0	0	91,147	91,147
Transfers Out	0	111,726	0	0

<b>Total Expenditures/Appropriations</b>	<b>2,313,878</b>	<b>2,452,867</b>	<b>2,113,766</b>	<b>2,113,766</b>
--	------------------	------------------	------------------	------------------

<b>Activity Total: Other Protection</b>	<b>1,131,442</b>	<b>1,086,991</b>	<b>1,529,390</b>	<b>1,529,390</b>
---	------------------	------------------	------------------	------------------

# County of Marin

## Financing Sources and Uses by Budget Unit by Object Governmental Funds Fiscal Year 2019-20

Detail by Revenue Category and Expenditure Object	2017-18 Actual	2018-19 Estimated	2019-20 Recommended	2019-20 Adopted by the Board of Supervisors
1	2	3	4	5

**Budget Unit:** 260 SHERIFF CORONERS OFFICE

**Function:** Public Protection

**Activity:** Police Protection

### Revenues

Fines, Forfeitures, and Penalties	427,144	863,218	400,545	400,545
Use of Money and Property	79,848	171,617	0	0
Intergovernmental Revenues	9,037,624	9,928,620	8,882,784	8,882,784
Charges for Current Services	5,732,995	6,083,193	5,954,901	5,954,901
Miscellaneous Revenues	85,547	111,632	115,239	115,239
Other Financing Sources	691,662	1,180,441	510,948	510,948
<b>Total Revenues</b>	<b>16,054,820</b>	<b>18,338,721</b>	<b>15,864,417</b>	<b>15,864,417</b>

### Expenditures/Appropriations

Salary and Benefits	33,744,383	33,227,171	36,759,536	36,759,536
Services and Supplies	3,406,645	4,645,918	2,848,808	2,848,808
Support of Clients	0	0	0	0
Intrafund Expense	3,663,617	3,962,760	3,392,750	3,392,750
Interfund Expense	(72,538)	(16,685)	333,460	333,460
Transfers Out	691,662	1,221,541	510,948	510,948
Contingencies	0	0	0	0
<b>Total Expenditures/Appropriations</b>	<b>41,433,769</b>	<b>43,040,705</b>	<b>43,845,502</b>	<b>43,845,502</b>

**Activity Total: Police Protection** 25,378,949 24,701,984 27,981,085 27,981,085

**Function Total: Public Protection** 44,015,244 42,760,438 44,135,917 44,135,917

**Grand Total: 260 SHERIFF CORONERS OFFICE** 44,015,244 42,760,438 44,135,917 44,135,917

# County of Marin

## Financing Sources and Uses by Budget Unit by Object Governmental Funds Fiscal Year 2019-20

Detail by Revenue Category and Expenditure Object	2017-18 Actual	2018-19 Estimated	2019-20 Recommended	2019-20 Adopted by the Board of Supervisors
1	2	3	4	5

**Budget Unit:** 300 COUNTY ADMINISTRATORS OFFICE

**Function:** General Government

**Activity:** Legislative and Administrative

**Revenues**

Use of Money and Property	135,614	160,567	146,525	146,525
Charges for Current Services	0	0	0	0
Miscellaneous Revenues	606,085	300,000	0	0
Other Financing Sources	0	0	0	0
<b>Total Revenues</b>	<b>741,699</b>	<b>460,567</b>	<b>146,525</b>	<b>146,525</b>

**Expenditures/Appropriations**

Salary and Benefits	2,942,649	3,075,569	3,399,245	3,399,245
Services and Supplies	3,997,667	4,806,589	4,044,977	4,044,977
Intrafund Expense	(17,486)	(58,601)	(28,088)	(28,088)
Interfund Expense	(779,625)	(967,197)	(951,749)	(951,749)
Other Financing Uses	2,976,937	535,850	0	0
Transfers Out	136,000	0	0	0
<b>Total Expenditures/Appropriations</b>	<b>9,256,142</b>	<b>7,392,210</b>	<b>6,464,385</b>	<b>6,464,385</b>

<b>Activity Total: Legislative and Administrative</b>	<b>8,514,443</b>	<b>6,931,643</b>	<b>6,317,860</b>	<b>6,317,860</b>
---	------------------	------------------	------------------	------------------

# County of Marin

## Financing Sources and Uses by Budget Unit by Object Governmental Funds Fiscal Year 2019-20

Detail by Revenue Category and Expenditure Object	2017-18 Actual	2018-19 Estimated	2019-20 Recommended	2019-20 Adopted by the Board of Supervisors
1	2	3	4	5

**Budget Unit:** 300 COUNTY ADMINISTRATORS OFFICE

**Function:** General Government

**Activity:** Other General

**Expenditures/Appropriations**

Salary and Benefits	0	1	0	0
<b>Total Expenditures/Appropriations</b>	<b>0</b>	<b>1</b>	<b>0</b>	<b>0</b>
<b>Activity Total: Other General</b>	<b>0</b>	<b>1</b>	<b>0</b>	<b>0</b>

# County of Marin

## Financing Sources and Uses by Budget Unit by Object Governmental Funds Fiscal Year 2019-20

Detail by Revenue Category and Expenditure Object	2017-18 Actual	2018-19 Estimated	2019-20 Recommended	2019-20 Adopted by the Board of Supervisors
1	2	3	4	5

**Budget Unit:** 300 COUNTY ADMINISTRATORS OFFICE

**Function:** General Government

**Activity:** Property Management

**Revenues**

Intergovernmental Revenues	0	0	0	0
Charges for Current Services	80,000	80,000	0	0
Other Financing Sources	0	0	81,600	81,600
<b>Total Revenues</b>	<b>80,000</b>	<b>80,000</b>	<b>81,600</b>	<b>81,600</b>

**Expenditures/Appropriations**

Salary and Benefits	403,913	409,135	420,935	420,935
Services and Supplies	581	890	6,000	6,000
Intrafund Expense	0	6,854	(120,158)	(120,158)
Interfund Expense	0	0	1,895	1,895
<b>Total Expenditures/Appropriations</b>	<b>404,494</b>	<b>416,879</b>	<b>308,672</b>	<b>308,672</b>

<b>Activity Total: Property Management</b>	<b>324,494</b>	<b>336,879</b>	<b>227,072</b>	<b>227,072</b>
<b>Function Total: General Government</b>	<b>8,838,937</b>	<b>7,268,523</b>	<b>6,544,932</b>	<b>6,544,932</b>

## County of Marin

### Financing Sources and Uses by Budget Unit by Object Governmental Funds Fiscal Year 2019-20

Detail by Revenue Category and Expenditure Object	2017-18 Actual	2018-19 Estimated	2019-20 Recommended	2019-20 Adopted by the Board of Supervisors
1	2	3	4	5

**Budget Unit:** 300 COUNTY ADMINISTRATORS OFFICE

**Function:** Public Protection

**Activity:** Other Protection

**Revenues**

Licenses, Permits and Franchises	265,818	283,166	250,000	250,000
Intergovernmental Revenues	0	0	0	0
Charges for Current Services	2,169,992	2,313,561	2,413,107	2,413,107
<b>Total Revenues</b>	<b>2,435,810</b>	<b>2,596,727</b>	<b>2,663,107</b>	<b>2,663,107</b>

**Expenditures/Appropriations**

Salary and Benefits	(20,000)	20,000	20,917	20,917
Services and Supplies	3,399,335	3,515,542	3,621,379	3,621,379
Intrafund Expense	2,475	5,825	10,000	10,000
Interfund Expense	0	0	237	237
Other Financing Uses	0	0	0	0
<b>Total Expenditures/Appropriations</b>	<b>3,381,810</b>	<b>3,541,367</b>	<b>3,652,533</b>	<b>3,652,533</b>

<b>Activity Total: Other Protection</b>	<b>946,000</b>	<b>944,640</b>	<b>989,426</b>	<b>989,426</b>
---	----------------	----------------	----------------	----------------

<b>Function Total: Public Protection</b>	<b>946,000</b>	<b>944,640</b>	<b>989,426</b>	<b>989,426</b>
--	----------------	----------------	----------------	----------------

<b>Grand Total: 300 COUNTY ADMINISTRATORS OFFICE</b>	<b>9,784,937</b>	<b>8,213,163</b>	<b>7,534,358</b>	<b>7,534,358</b>
--	------------------	------------------	------------------	------------------

# County of Marin

## Financing Sources and Uses by Budget Unit by Object Governmental Funds Fiscal Year 2019-20

Detail by Revenue Category and Expenditure Object	2017-18 Actual	2018-19 Estimated	2019-20 Recommended	2019-20 Adopted by the Board of Supervisors
1	2	3	4	5

**Budget Unit:** 310 ASSESSOR RECORDER COUNTY CLERK

**Function:** General Government

**Activity:** Finance

**Revenues**

Taxes	15,861	0	0	0
Use of Money and Property	28,030	66,977	0	0
Charges for Current Services	2,045,563	2,006,443	1,761,568	1,761,568
Miscellaneous Revenues	15,169	14,297	12,148	12,148
<b>Total Revenues</b>	<b>2,104,623</b>	<b>2,087,717</b>	<b>1,773,716</b>	<b>1,773,716</b>

**Expenditures/Appropriations**

Salary and Benefits	6,941,367	7,184,440	8,109,644	8,109,644
Services and Supplies	155,342	132,449	185,537	185,537
Intrafund Expense	366,611	291,639	257,527	257,527
Interfund Expense	0	0	49,282	49,282
<b>Total Expenditures/Appropriations</b>	<b>7,463,320</b>	<b>7,608,528</b>	<b>8,601,990</b>	<b>8,601,990</b>

<b>Activity Total: Finance</b>	<b>5,358,697</b>	<b>5,520,811</b>	<b>6,828,274</b>	<b>6,828,274</b>
--------------------------------	------------------	------------------	------------------	------------------

<b>Function Total: General Government</b>	<b>5,358,697</b>	<b>5,520,811</b>	<b>6,828,274</b>	<b>6,828,274</b>
---	------------------	------------------	------------------	------------------

# County of Marin

## Financing Sources and Uses by Budget Unit by Object Governmental Funds Fiscal Year 2019-20

Detail by Revenue Category and Expenditure Object	2017-18 Actual	2018-19 Estimated	2019-20 Recommended	2019-20 Adopted by the Board of Supervisors
1	2	3	4	5

**Budget Unit:** 310 ASSESSOR RECORDER COUNTY CLERK

**Function:** Public Protection

**Activity:** Other Protection

**Revenues**

Use of Money and Property	26,331	44,083	4,100	4,100
Charges for Current Services	1,760,032	1,571,238	2,498,126	2,498,126
Miscellaneous Revenues	165	320	0	0
Other Financing Sources	260,664	260,664	260,665	260,665
<b>Total Revenues</b>	<b>2,047,192</b>	<b>1,876,305</b>	<b>2,762,891</b>	<b>2,762,891</b>

**Expenditures/Appropriations**

Salary and Benefits	1,848,722	1,824,417	1,989,803	1,989,803
Services and Supplies	487,710	303,622	526,915	526,915
Intrafund Expense	46,393	55,583	91,210	91,210
Interfund Expense	30,190	37,620	53,722	53,722
Transfers Out	260,664	260,664	260,665	260,665
<b>Total Expenditures/Appropriations</b>	<b>2,673,679</b>	<b>2,481,906</b>	<b>2,922,315</b>	<b>2,922,315</b>

<b>Activity Total: Other Protection</b>	<b>626,487</b>	<b>605,601</b>	<b>159,424</b>	<b>159,424</b>
---	----------------	----------------	----------------	----------------

<b>Function Total: Public Protection</b>	<b>626,487</b>	<b>605,601</b>	<b>159,424</b>	<b>159,424</b>
--	----------------	----------------	----------------	----------------

<b>Grand Total: 310 ASSESSOR RECORDER COUNTY CLERK</b>	<b>5,985,184</b>	<b>6,126,412</b>	<b>6,987,698</b>	<b>6,987,698</b>
--	------------------	------------------	------------------	------------------



# County of Marin

## Financing Sources and Uses by Budget Unit by Object Governmental Funds Fiscal Year 2019-20

Detail by Revenue Category and Expenditure Object	2017-18 Actual	2018-19 Estimated	2019-20 Recommended	2019-20 Adopted by the Board of Supervisors
1	2	3	4	5

**Budget Unit:** 320 DEPARTMENT OF FINANCE

**Function:** General Government

**Activity:** Finance

**Revenues**

Taxes	65,529	70,177	60,000	60,000
Fines, Forfeitures, and Penalties	82,528	89,530	93,900	93,900
Intergovernmental Revenues	213,763	219,481	215,000	215,000
Charges for Current Services	2,843,704	3,294,065	3,191,587	3,191,587
Miscellaneous Revenues	57,842	54,605	67,785	67,785
<b>Total Revenues</b>	<b>3,263,366</b>	<b>3,727,858</b>	<b>3,628,272</b>	<b>3,628,272</b>

**Expenditures/Appropriations**

Salary and Benefits	7,011,879	7,097,706	8,510,443	8,510,443
Services and Supplies	686,353	715,181	829,538	829,538
Intrafund Expense	351,567	310,904	290,172	290,172
Interfund Expense	0	0	54,935	54,935
Other Financing Uses	0	0	0	0
Transfers Out	0	210,000	0	0

<b>Total Expenditures/Appropriations</b>	<b>8,049,799</b>	<b>8,333,791</b>	<b>9,685,088</b>	<b>9,685,088</b>
--	------------------	------------------	------------------	------------------

<b>Activity Total: Finance</b>	<b>4,786,433</b>	<b>4,605,933</b>	<b>6,056,816</b>	<b>6,056,816</b>
--------------------------------	------------------	------------------	------------------	------------------

<b>Function Total: General Government</b>	<b>4,786,433</b>	<b>4,605,933</b>	<b>6,056,816</b>	<b>6,056,816</b>
---	------------------	------------------	------------------	------------------

# County of Marin

## Financing Sources and Uses by Budget Unit by Object Governmental Funds Fiscal Year 2019-20

Detail by Revenue Category and Expenditure Object	2017-18 Actual	2018-19 Estimated	2019-20 Recommended	2019-20 Adopted by the Board of Supervisors
1	2	3	4	5

**Budget Unit:** 320 DEPARTMENT OF FINANCE

**Function:** Public Protection

**Activity:** Other Protection

**Revenues**

Use of Money and Property	862	342	0	0
Charges for Current Services	462,319	485,739	465,000	465,000
<b>Total Revenues</b>	<b>463,181</b>	<b>486,081</b>	<b>465,000</b>	<b>465,000</b>

**Expenditures/Appropriations**

Salary and Benefits	514,078	515,142	588,613	588,613
Services and Supplies	48,644	48,566	47,577	47,577
Intrafund Expense	30,294	17,731	34,356	34,356
Interfund Expense	0	0	3,788	3,788
Other Financing Uses	0	0	0	0
<b>Total Expenditures/Appropriations</b>	<b>593,016</b>	<b>581,439</b>	<b>674,334</b>	<b>674,334</b>

<b>Activity Total: Other Protection</b>	<b>129,835</b>	<b>95,358</b>	<b>209,334</b>	<b>209,334</b>
<b>Function Total: Public Protection</b>	<b>129,835</b>	<b>95,358</b>	<b>209,334</b>	<b>209,334</b>

<b>Grand Total: 320 DEPARTMENT OF FINANCE</b>	<b>4,916,268</b>	<b>4,701,291</b>	<b>6,266,150</b>	<b>6,266,150</b>
---	------------------	------------------	------------------	------------------

# County of Marin

## Financing Sources and Uses by Budget Unit by Object Governmental Funds Fiscal Year 2019-20

Detail by Revenue Category and Expenditure Object	2017-18 Actual	2018-19 Estimated	2019-20 Recommended	2019-20 Adopted by the Board of Supervisors
1	2	3	4	5

**Budget Unit:** 330 BOARD OF SUPERVISORS

**Function:** General Government

**Activity:** Legislative and Administrative

### Revenues

Charges for Current Services	81,759	100,222	104,000	104,000
Miscellaneous Revenues	567	300	0	0
<b>Total Revenues</b>	<b>82,326</b>	<b>100,522</b>	<b>104,000</b>	<b>104,000</b>

### Expenditures/Appropriations

Salary and Benefits	3,162,147	3,236,358	3,405,127	3,405,127
Services and Supplies	115,605	181,824	167,140	167,140
Intrafund Expense	245,004	241,972	264,019	264,019
Interfund Expense	0	0	19,888	19,888
<b>Total Expenditures/Appropriations</b>	<b>3,522,756</b>	<b>3,660,154</b>	<b>3,856,174</b>	<b>3,856,174</b>

<b>Activity Total: Legislative and Administrative</b>	<b>3,440,430</b>	<b>3,559,632</b>	<b>3,752,174</b>	<b>3,752,174</b>
---	------------------	------------------	------------------	------------------

<b>Function Total: General Government</b>	<b>3,440,430</b>	<b>3,559,632</b>	<b>3,752,174</b>	<b>3,752,174</b>
---	------------------	------------------	------------------	------------------

<b>Grand Total: 330 BOARD OF SUPERVISORS</b>	<b>3,440,430</b>	<b>3,559,632</b>	<b>3,752,174</b>	<b>3,752,174</b>
--	------------------	------------------	------------------	------------------

## County of Marin

### Financing Sources and Uses by Budget Unit by Object Governmental Funds Fiscal Year 2019-20

Detail by Revenue Category and Expenditure Object	2017-18 Actual	2018-19 Estimated	2019-20 Recommended	2019-20 Adopted by the Board of Supervisors
1	2	3	4	5

**Budget Unit:** 340 COUNTY COUNSEL

**Function:** General Government

**Activity:** County Counsel

**Revenues**

Charges for Current Services	534,086	541,630	655,000	655,000
Miscellaneous Revenues	7,409	3,241	0	0
<b>Total Revenues</b>	<b>541,495</b>	<b>544,871</b>	<b>655,000</b>	<b>655,000</b>

**Expenditures/Appropriations**

Salary and Benefits	4,768,694	4,669,696	5,246,607	5,246,607
Services and Supplies	318,258	288,660	195,360	195,360
Intrafund Expense	144,095	164,547	162,441	162,441
Interfund Expense	0	0	21,406	21,406
<b>Total Expenditures/Appropriations</b>	<b>5,231,047</b>	<b>5,122,903</b>	<b>5,625,814</b>	<b>5,625,814</b>

<b>Activity Total: County Counsel</b>	<b>4,689,552</b>	<b>4,578,032</b>	<b>4,970,814</b>	<b>4,970,814</b>
---------------------------------------	------------------	------------------	------------------	------------------

## County of Marin

### Financing Sources and Uses by Budget Unit by Object Governmental Funds Fiscal Year 2019-20

Detail by Revenue Category and Expenditure Object	2017-18 Actual	2018-19 Estimated	2019-20 Recommended	2019-20 Adopted by the Board of Supervisors
1	2	3	4	5

**Budget Unit:** 340 COUNTY COUNSEL

**Function:** General Government

**Activity:** Personnel

**Expenditures/Appropriations**

Salary and Benefits	44,354	44,454	46,059	46,059
Services and Supplies	82,160	86,890	89,800	89,800
Intrafund Expense	26,861	25,173	23,663	23,663
Interfund Expense	0	0	379	379
<b>Total Expenditures/Appropriations</b>	<b>153,375</b>	<b>156,517</b>	<b>159,901</b>	<b>159,901</b>
<b>Activity Total: Personnel</b>	<b>153,375</b>	<b>156,517</b>	<b>159,901</b>	<b>159,901</b>
<b>Function Total: General Government</b>	<b>4,842,927</b>	<b>4,734,549</b>	<b>5,130,715</b>	<b>5,130,715</b>
<b>Grand Total: 340 COUNTY COUNSEL</b>	<b>4,842,927</b>	<b>4,734,549</b>	<b>5,130,715</b>	<b>5,130,715</b>

# County of Marin

## Financing Sources and Uses by Budget Unit by Object Governmental Funds Fiscal Year 2019-20

Detail by Revenue Category and Expenditure Object	2017-18 Actual	2018-19 Estimated	2019-20 Recommended	2019-20 Adopted by the Board of Supervisors
1	2	3	4	5

**Budget Unit:** 350 HUMAN RESOURCES

**Function:** General Government

**Activity:** Personnel

**Revenues**

Charges for Current Services	0	0	0	0
Miscellaneous Revenues	0	0	0	0
<b>Total Revenues</b>	<b>0</b>	<b>0</b>	<b>0</b>	<b>0</b>

**Expenditures/Appropriations**

Salary and Benefits	4,643,812	4,972,894	5,636,967	5,636,967
Services and Supplies	1,215,748	1,431,086	1,080,968	1,080,968
Support of Clients	0	0	0	0
Intrafund Expense	243,121	172,340	200,610	200,610
Interfund Expense	0	0	33,150	33,150
<b>Total Expenditures/Appropriations</b>	<b>6,102,681</b>	<b>6,576,320</b>	<b>6,951,695</b>	<b>6,951,695</b>

<b>Activity Total: Personnel</b>	<b>6,102,681</b>	<b>6,576,320</b>	<b>6,951,695</b>	<b>6,951,695</b>
<b>Function Total: General Government</b>	<b>6,102,681</b>	<b>6,576,320</b>	<b>6,951,695</b>	<b>6,951,695</b>

<b>Grand Total: 350 HUMAN RESOURCES</b>	<b>6,102,681</b>	<b>6,576,320</b>	<b>6,951,695</b>	<b>6,951,695</b>
---	------------------	------------------	------------------	------------------

# County of Marin

## Financing Sources and Uses by Budget Unit by Object Governmental Funds Fiscal Year 2019-20

Detail by Revenue Category and Expenditure Object	2017-18 Actual	2018-19 Estimated	2019-20 Recommended	2019-20 Adopted by the Board of Supervisors
1	2	3	4	5

**Budget Unit:** 360 INFORMATION SVC AND TECHNOLOGY

**Function:** General Government

**Activity:** Other General

### Revenues

Intergovernmental Revenues	20,702	27,509	0	0
Charges for Current Services	1,944,106	1,968,483	1,665,174	1,665,174
Miscellaneous Revenues	0	0	0	0
Other Financing Sources	0	0	0	0
<b>Total Revenues</b>	<b>1,964,808</b>	<b>1,995,992</b>	<b>1,665,174</b>	<b>1,665,174</b>

### Expenditures/Appropriations

Salary and Benefits	16,726,774	15,508,107	16,726,294	16,726,294
Services and Supplies	6,292,884	7,641,545	4,919,232	4,919,232
Intrafund Expense	(1,857,816)	(1,076,004)	(1,090,289)	(1,090,289)
Interfund Expense	0	0	177,562	177,562

<b>Total Expenditures/Appropriations</b>	<b>21,161,842</b>	<b>22,073,648</b>	<b>20,732,799</b>	<b>20,732,799</b>
--	-------------------	-------------------	-------------------	-------------------

<b>Activity Total: Other General</b>	<b>19,197,034</b>	<b>20,077,656</b>	<b>19,067,625</b>	<b>19,067,625</b>
--------------------------------------	-------------------	-------------------	-------------------	-------------------

<b>Function Total: General Government</b>	<b>19,197,034</b>	<b>20,077,656</b>	<b>19,067,625</b>	<b>19,067,625</b>
---	-------------------	-------------------	-------------------	-------------------

<b>Grand Total: 360 INFORMATION SVC AND TECHNOLOGY</b>	<b>19,197,034</b>	<b>20,077,656</b>	<b>19,067,625</b>	<b>19,067,625</b>
--	-------------------	-------------------	-------------------	-------------------

# County of Marin

## Financing Sources and Uses by Budget Unit by Object Governmental Funds Fiscal Year 2019-20

Detail by Revenue Category and Expenditure Object	2017-18 Actual	2018-19 Estimated	2019-20 Recommended	2019-20 Adopted by the Board of Supervisors
1	2	3	4	5

**Budget Unit:** 380 MCERA  
**Function:** General Government  
**Activity:** Other General

**Revenues**

Intergovernmental Revenues	2,508,945	2,464,975	0	0
Miscellaneous Revenues	241	0	3,118,902	3,118,902
<b>Total Revenues</b>	<b>2,509,186</b>	<b>2,464,975</b>	<b>3,118,902</b>	<b>3,118,902</b>

**Expenditures/Appropriations**

Salary and Benefits	2,492,799	2,471,054	3,118,902	3,118,902
<b>Total Expenditures/Appropriations</b>	<b>2,492,799</b>	<b>2,471,054</b>	<b>3,118,902</b>	<b>3,118,902</b>

<b>Activity Total: Other General</b>	<b>(16,387)</b>	<b>6,079</b>	<b>0</b>	<b>0</b>
<b>Function Total: General Government</b>	<b>(16,387)</b>	<b>6,079</b>	<b>0</b>	<b>0</b>
<b>Grand Total: 380 MCERA</b>	<b>(16,387)</b>	<b>6,079</b>	<b>0</b>	<b>0</b>



# County of Marin

## Financing Sources and Uses by Budget Unit by Object Governmental Funds Fiscal Year 2019-20

Detail by Revenue Category and Expenditure Object	2017-18 Actual	2018-19 Estimated	2019-20 Recommended	2019-20 Adopted by the Board of Supervisors
1	2	3	4	5

**Budget Unit:** 390 ELECTIONS  
**Function:** General Government  
**Activity:** Elections

### Revenues

Intergovernmental Revenues	5,695	10,893	3,120	3,120
Charges for Current Services	600,864	772,796	561,000	561,000
Miscellaneous Revenues	5,328	5,469	11,440	11,440
<b>Total Revenues</b>	<b>611,887</b>	<b>789,158</b>	<b>575,560</b>	<b>575,560</b>

### Expenditures/Appropriations

Salary and Benefits	1,373,504	1,502,504	1,750,240	1,750,240
Services and Supplies	1,229,849	1,419,059	1,391,282	1,391,282
Intrafund Expense	35,740	125,943	140,047	140,047
Interfund Expense	0	0	9,472	9,472
<b>Total Expenditures/Appropriations</b>	<b>2,639,093</b>	<b>3,047,506</b>	<b>3,291,041</b>	<b>3,291,041</b>

<b>Activity Total: Elections</b>	<b>2,027,206</b>	<b>2,258,348</b>	<b>2,715,481</b>	<b>2,715,481</b>
<b>Function Total: General Government</b>	<b>2,027,206</b>	<b>2,258,348</b>	<b>2,715,481</b>	<b>2,715,481</b>
<b>Grand Total: 390 ELECTIONS</b>	<b>2,027,206</b>	<b>2,258,348</b>	<b>2,715,481</b>	<b>2,715,481</b>

# County of Marin

## Financing Sources and Uses by Budget Unit by Object Governmental Funds Fiscal Year 2019-20

Detail by Revenue Category and Expenditure Object	2017-18 Actual	2018-19 Estimated	2019-20 Recommended	2019-20 Adopted by the Board of Supervisors
1	2	3	4	5

**Budget Unit:** 400 COMMUNITY DEVELOPMENT AGENCY

**Function:** Public Protection

**Activity:** Other Protection

**Revenues**

Taxes	272,834	25,391	75,000	75,000
Licenses, Permits and Franchises	1,397,965	1,311,690	1,448,795	1,448,795
Fines, Forfeitures, and Penalties	12,495	20,528	49,000	49,000
Use of Money and Property	3,780	5,733	0	0
Intergovernmental Revenues	1,041,986	992,891	0	0
Charges for Current Services	397,943	1,284,249	345,585	345,585
Miscellaneous Revenues	1,518	39,616	0	0
Other Financing Sources	0	150,000	0	0
<b>Total Revenues</b>	<b>3,128,521</b>	<b>3,830,098</b>	<b>1,918,380</b>	<b>1,918,380</b>

**Expenditures/Appropriations**

Salary and Benefits	4,392,836	4,579,084	4,600,599	4,600,599
Services and Supplies	1,352,349	1,192,317	309,482	309,482
Intrafund Expense	980,244	968,419	871,924	871,924
Interfund Expense	90,000	86,212	124,524	124,524
<b>Total Expenditures/Appropriations</b>	<b>6,815,429</b>	<b>6,826,032</b>	<b>5,906,529</b>	<b>5,906,529</b>
<b>Activity Total: Other Protection</b>	<b>3,686,908</b>	<b>2,995,934</b>	<b>3,988,149</b>	<b>3,988,149</b>

# County of Marin

## Financing Sources and Uses by Budget Unit by Object Governmental Funds Fiscal Year 2019-20

Detail by Revenue Category and Expenditure Object	2017-18 Actual	2018-19 Estimated	2019-20 Recommended	2019-20 Adopted by the Board of Supervisors
1	2	3	4	5

**Budget Unit:** 400 COMMUNITY DEVELOPMENT AGENCY

**Function:** Public Protection

**Activity:** Protective Inspection

**Revenues**

Licenses, Permits and Franchises	3,020,249	3,260,032	3,601,760	3,601,760
Fines, Forfeitures, and Penalties	0	0	0	0
Use of Money and Property	17,028	22,256	10,000	10,000
Charges for Current Services	70,438	162,543	178,204	178,204
Miscellaneous Revenues	35,638	0	0	0
Other Financing Sources	0	429,918	0	0
<b>Total Revenues</b>	<b>3,143,353</b>	<b>3,874,749</b>	<b>3,789,964</b>	<b>3,789,964</b>

**Expenditures/Appropriations**

Salary and Benefits	2,749,314	2,801,544	3,300,165	3,300,165
Services and Supplies	626,127	464,878	173,900	173,900
Interfund Expense	540,769	632,891	852,155	852,155
<b>Total Expenditures/Appropriations</b>	<b>3,916,210</b>	<b>3,899,313</b>	<b>4,326,220</b>	<b>4,326,220</b>

<b>Activity Total: Protective Inspection</b>	<b>772,857</b>	<b>24,564</b>	<b>536,256</b>	<b>536,256</b>
--	----------------	---------------	----------------	----------------

<b>Function Total: Public Protection</b>	<b>4,459,765</b>	<b>3,020,498</b>	<b>4,524,405</b>	<b>4,524,405</b>
--	------------------	------------------	------------------	------------------

# County of Marin

## Financing Sources and Uses by Budget Unit by Object Governmental Funds Fiscal Year 2019-20

Detail by Revenue Category and Expenditure Object	2017-18 Actual	2018-19 Estimated	2019-20 Recommended	2019-20 Adopted by the Board of Supervisors
1	2	3	4	5

**Budget Unit:** 400 COMMUNITY DEVELOPMENT AGENCY

**Function:** Health and Sanitation

**Activity:** Health

**Revenues**

Taxes	156,343	155,618	160,200	160,200
Licenses, Permits and Franchises	3,714,256	3,728,281	3,790,958	3,790,958
Use of Money and Property	12,683	30,161	1,100	1,100
Intergovernmental Revenues	84,400	131,177	220,000	220,000
Charges for Current Services	338,604	344,181	254,125	254,125
Miscellaneous Revenues	9,727	11,525	7,000	7,000
Other Financing Sources	130,000	78,110	0	0
<b>Total Revenues</b>	<b>4,446,013</b>	<b>4,479,053</b>	<b>4,433,383</b>	<b>4,433,383</b>

**Expenditures/Appropriations**

Salary and Benefits	3,180,039	3,132,202	3,900,450	3,900,450
Services and Supplies	267,730	326,704	291,580	291,580
Intrafund Expense	(1)	0	0	0
Interfund Expense	767,701	1,003,211	992,276	992,276
Other Financing Uses	78,659	77,313	79,000	79,000
<b>Total Expenditures/Appropriations</b>	<b>4,294,128</b>	<b>4,539,430</b>	<b>5,263,306</b>	<b>5,263,306</b>
<b>Activity Total: Health</b>	<b>(151,885)</b>	<b>60,377</b>	<b>829,923</b>	<b>829,923</b>
<b>Function Total: Health and Sanitation</b>	<b>(151,885)</b>	<b>60,377</b>	<b>829,923</b>	<b>829,923</b>

# County of Marin

## Financing Sources and Uses by Budget Unit by Object Governmental Funds Fiscal Year 2019-20

Detail by Revenue Category and Expenditure Object	2017-18 Actual	2018-19 Estimated	2019-20 Recommended	2019-20 Adopted by the Board of Supervisors
1	2	3	4	5

**Budget Unit:** 400 COMMUNITY DEVELOPMENT AGENCY

**Function:** Public Assistance

**Activity:** Other Assistance

### Revenues

Taxes	0	183,604	750,000	750,000
Licenses, Permits and Franchises	406,496	722,709	450,047	450,047
Use of Money and Property	152,335	228,607	0	0
Intergovernmental Revenues	1,525,591	2,885,728	2,248,023	2,248,023
Charges for Current Services	0	9,503	0	0
Miscellaneous Revenues	1,022,158	20,583	0	0
Other Financing Sources	425,047	4,525,047	425,047	425,047
<b>Total Revenues</b>	<b>3,531,627</b>	<b>8,575,781</b>	<b>3,873,117</b>	<b>3,873,117</b>

### Expenditures/Appropriations

Salary and Benefits	1,365,202	1,698,993	2,111,649	2,111,649
Services and Supplies	2,058,629	2,045,727	2,214,987	2,214,987
Capital Assets	0	0	750,000	750,000
Intrafund Expense	(417,021)	(530,038)	(373,829)	(373,829)
Interfund Expense	(574,884)	(451,588)	(739,397)	(739,397)
Transfers Out	175,047	175,047	175,047	175,047
<b>Total Expenditures/Appropriations</b>	<b>2,606,973</b>	<b>2,938,141</b>	<b>4,138,457</b>	<b>4,138,457</b>

**Activity Total: Other Assistance** (924,654) (5,637,640) 265,340 265,340

**Function Total: Public Assistance** (924,654) (5,637,640) 265,340 265,340

**Grand Total: 400 COMMUNITY DEVELOPMENT AGENCY** 3,383,226 (2,556,765) 5,619,668 5,619,668

# County of Marin

## Financing Sources and Uses by Budget Unit by Object Governmental Funds Fiscal Year 2019-20

Detail by Revenue Category and Expenditure Object	2017-18 Actual	2018-19 Estimated	2019-20 Recommended	2019-20 Adopted by the Board of Supervisors
1	2	3	4	5

**Budget Unit:** 410 DEPARTMENT OF PUBLIC WORKS

**Function:** General Government

**Activity:** Communication

**Revenues**

Use of Money and Property	14,386	14,817	20,000	20,000
Intergovernmental Revenues	990,603	1,040,983	0	0
Charges for Current Services	1,118,855	969,734	1,318,000	1,318,000
Miscellaneous Revenues	38	1,036	0	0
<b>Total Revenues</b>	<b>2,123,882</b>	<b>2,026,570</b>	<b>1,338,000</b>	<b>1,338,000</b>

**Expenditures/Appropriations**

Salary and Benefits	2,374,435	2,421,559	2,563,119	2,563,119
Services and Supplies	1,325,866	1,749,880	469,350	469,350
Intrafund Expense	388,196	393,568	377,568	377,568
Interfund Expense	1,909	138	38,020	38,020
<b>Total Expenditures/Appropriations</b>	<b>4,090,406</b>	<b>4,565,145</b>	<b>3,448,057</b>	<b>3,448,057</b>

<b>Activity Total: Communication</b>	<b>1,966,524</b>	<b>2,538,575</b>	<b>2,110,057</b>	<b>2,110,057</b>
--------------------------------------	------------------	------------------	------------------	------------------

## County of Marin

### Financing Sources and Uses by Budget Unit by Object Governmental Funds Fiscal Year 2019-20

Detail by Revenue Category and Expenditure Object	2017-18 Actual	2018-19 Estimated	2019-20 Recommended	2019-20 Adopted by the Board of Supervisors
1	2	3	4	5

**Budget Unit:** 410 DEPARTMENT OF PUBLIC WORKS

**Function:** General Government

**Activity:** Finance

**Revenues**

Miscellaneous Revenues	25,286	26,984	32,000	32,000
<b>Total Revenues</b>	<b>25,286</b>	<b>26,984</b>	<b>32,000</b>	<b>32,000</b>

**Expenditures/Appropriations**

Salary and Benefits	809,569	792,653	739,601	739,601
Services and Supplies	41,455	32,185	46,550	46,550
Intrafund Expense	214,041	262,708	231,789	231,789
Interfund Expense	0	0	4,736	4,736
<b>Total Expenditures/Appropriations</b>	<b>1,065,065</b>	<b>1,087,546</b>	<b>1,022,676</b>	<b>1,022,676</b>
<b>Activity Total: Finance</b>	<b>1,039,779</b>	<b>1,060,562</b>	<b>990,676</b>	<b>990,676</b>

# County of Marin

## Financing Sources and Uses by Budget Unit by Object Governmental Funds Fiscal Year 2019-20

Detail by Revenue Category and Expenditure Object	2017-18 Actual	2018-19 Estimated	2019-20 Recommended	2019-20 Adopted by the Board of Supervisors
1	2	3	4	5

**Budget Unit:** 410 DEPARTMENT OF PUBLIC WORKS

**Function:** General Government

**Activity:** Other General

### Revenues

Intergovernmental Revenues	5,878,049	3,093,315	0	0
Charges for Current Services	1,853,716	2,693,921	2,034,202	2,034,202
Miscellaneous Revenues	542,731	128,303	0	0
Other Financing Sources	309,225	0	0	0
<b>Total Revenues</b>	<b>8,583,721</b>	<b>5,915,539</b>	<b>2,034,202</b>	<b>2,034,202</b>

### Expenditures/Appropriations

Salary and Benefits	4,157,566	4,364,919	4,455,100	4,455,100
Services and Supplies	8,412,612	7,090,285	3,206,000	3,206,000
Intrafund Expense	(3,438,131)	(3,548,954)	(1,437,900)	(1,437,900)
Interfund Expense	47,564	67,132	291,722	291,722
Transfers Out	0	0	0	0
<b>Total Expenditures/Appropriations</b>	<b>9,179,611</b>	<b>7,973,382</b>	<b>6,514,922</b>	<b>6,514,922</b>

**Activity Total: Other General**

**595,890**

**2,057,843**

**4,480,720**

**4,480,720**



# County of Marin

## Financing Sources and Uses by Budget Unit by Object Governmental Funds Fiscal Year 2019-20

Detail by Revenue Category and Expenditure Object	2017-18 Actual	2018-19 Estimated	2019-20 Recommended	2019-20 Adopted by the Board of Supervisors
1	2	3	4	5

**Budget Unit:** 410 DEPARTMENT OF PUBLIC WORKS

**Function:** General Government

**Activity:** Plant Acquisition

**Revenues**

Licenses, Permits and Franchises	307,641	465,226	258,000	258,000
Intergovernmental Revenues	303,898	1,435,615	0	0
Charges for Current Services	1,016,815	2,351,484	1,136,822	1,136,822
Miscellaneous Revenues	1,485	725	0	0
Other Financing Sources	7,681,722	2,223,852	5,000,000	5,000,000
<b>Total Revenues</b>	<b>9,311,561</b>	<b>6,476,902</b>	<b>6,394,822</b>	<b>6,394,822</b>

**Expenditures/Appropriations**

Salary and Benefits	1,735,270	2,315,798	4,162,063	4,162,063
Services and Supplies	11,071,821	12,672,965	5,057,450	5,057,450
Intrafund Expense	(12,801)	10,517	322,996	322,996
Interfund Expense	537,597	1,534,569	895,020	895,020
Transfers Out	1,009,000	150,000	0	0
<b>Total Expenditures/Appropriations</b>	<b>14,340,887</b>	<b>16,683,849</b>	<b>10,437,529</b>	<b>10,437,529</b>
<b>Activity Total: Plant Acquisition</b>	<b>5,029,326</b>	<b>10,206,947</b>	<b>4,042,707</b>	<b>4,042,707</b>

# County of Marin

## Financing Sources and Uses by Budget Unit by Object Governmental Funds Fiscal Year 2019-20

Detail by Revenue Category and Expenditure Object	2017-18 Actual	2018-19 Estimated	2019-20 Recommended	2019-20 Adopted by the Board of Supervisors
1	2	3	4	5

**Budget Unit:** 410 DEPARTMENT OF PUBLIC WORKS

**Function:** General Government

**Activity:** Property Management

**Revenues**

Licenses, Permits and Franchises	0	0	0	0
Use of Money and Property	580,793	582,094	578,665	578,665
Intergovernmental Revenues	153,666	352,672	180,000	180,000
Charges for Current Services	2,164,453	1,707,785	2,262,828	2,262,828
Miscellaneous Revenues	31,654	4,296	14,000	14,000
Other Financing Sources	2,504,723	4,210,000	0	0
<b>Total Revenues</b>	<b>5,435,289</b>	<b>6,856,847</b>	<b>3,035,493</b>	<b>3,035,493</b>

**Expenditures/Appropriations**

Salary and Benefits	7,123,202	6,150,888	6,531,125	6,531,125
Services and Supplies	7,283,664	7,299,974	5,403,700	5,403,700
Capital Assets	0	0	0	0
Intrafund Expense	(3,581,663)	(3,416,862)	(6,362,729)	(6,362,729)
Interfund Expense	8,150	14,233	107,029	107,029
Other Financing Uses	313,936	326,040	331,429	331,429
Transfers Out	797,842	1,133,852	0	0
<b>Total Expenditures/Appropriations</b>	<b>11,945,131</b>	<b>11,508,125</b>	<b>6,010,554</b>	<b>6,010,554</b>

**Activity Total: Property Management** **6,509,842** **4,651,278** **2,975,061** **2,975,061**

**Function Total: General Government** **15,141,361** **20,515,205** **14,599,221** **14,599,221**

# County of Marin

## Financing Sources and Uses by Budget Unit by Object Governmental Funds Fiscal Year 2019-20

Detail by Revenue Category and Expenditure Object	2017-18 Actual	2018-19 Estimated	2019-20 Recommended	2019-20 Adopted by the Board of Supervisors
1	2	3	4	5

**Budget Unit:** 410 DEPARTMENT OF PUBLIC WORKS

**Function:** Public Protection

**Activity:** Flood Cntrl and Soil and Water Conserv

**Revenues**

Intergovernmental Revenues	0	70,000	0	0
Charges for Current Services	467,282	475,971	646,624	646,624
Miscellaneous Revenues	530	0	0	0
<b>Total Revenues</b>	<b>467,812</b>	<b>545,971</b>	<b>646,624</b>	<b>646,624</b>

**Expenditures/Appropriations**

Salary and Benefits	548,219	730,697	658,411	658,411
Services and Supplies	54,488	59,571	210,000	210,000
Intrafund Expense	23,457	13,517	21,815	21,815
Interfund Expense	0	0	3,788	3,788
<b>Total Expenditures/Appropriations</b>	<b>626,164</b>	<b>803,785</b>	<b>894,014</b>	<b>894,014</b>
<b>Activity Total: Flood Cntrl and Soil and Water Conserv</b>	<b>158,352</b>	<b>257,814</b>	<b>247,390</b>	<b>247,390</b>

# County of Marin

## Financing Sources and Uses by Budget Unit by Object Governmental Funds Fiscal Year 2019-20

Detail by Revenue Category and Expenditure Object	2017-18 Actual	2018-19 Estimated	2019-20 Recommended	2019-20 Adopted by the Board of Supervisors
1	2	3	4	5

**Budget Unit:** 410 DEPARTMENT OF PUBLIC WORKS

**Function:** Public Protection

**Activity:** Other Protection

**Revenues**

Licenses, Permits and Franchises	0	0	0	0
Intergovernmental Revenues	109,870	244,702	5,000	5,000
Charges for Current Services	3,525,595	3,283,003	3,988,275	3,988,275
Miscellaneous Revenues	8,306	14,645	0	0
<b>Total Revenues</b>	<b>3,643,771</b>	<b>3,542,350</b>	<b>3,993,275</b>	<b>3,993,275</b>

**Expenditures/Appropriations**

Salary and Benefits	3,368,844	3,491,606	4,506,143	4,506,143
Services and Supplies	625,494	687,938	352,570	352,570
Intrafund Expense	627,382	483,319	435,172	435,172
Interfund Expense	0	0	37,778	37,778
<b>Total Expenditures/Appropriations</b>	<b>4,621,720</b>	<b>4,662,863</b>	<b>5,331,663</b>	<b>5,331,663</b>

<b>Activity Total: Other Protection</b>	<b>977,949</b>	<b>1,120,513</b>	<b>1,338,388</b>	<b>1,338,388</b>
---	----------------	------------------	------------------	------------------

<b>Function Total: Public Protection</b>	<b>1,136,301</b>	<b>1,378,327</b>	<b>1,585,778</b>	<b>1,585,778</b>
--	------------------	------------------	------------------	------------------

## County of Marin

### Financing Sources and Uses by Budget Unit by Object Governmental Funds Fiscal Year 2019-20

Detail by Revenue Category and Expenditure Object	2017-18 Actual	2018-19 Estimated	2019-20 Recommended	2019-20 Adopted by the Board of Supervisors
1	2	3	4	5

**Budget Unit:** 410 DEPARTMENT OF PUBLIC WORKS

**Function:** Public Ways and Facilities

**Activity:** Public Ways

**Revenues**

Licenses, Permits and Franchises	3,358,678	2,096,765	1,406,000	1,406,000
Use of Money and Property	210,088	412,040	2,500	2,500
Intergovernmental Revenues	11,431,995	12,703,410	12,592,540	12,592,540
Charges for Current Services	1,029,218	1,596,041	1,519,500	1,519,500
Miscellaneous Revenues	307,499	44,777	85,000	85,000
Other Financing Sources	8,413,532	13,872,349	10,478,786	10,478,786
<b>Total Revenues</b>	<b>24,751,010</b>	<b>30,725,382</b>	<b>26,084,326</b>	<b>26,084,326</b>

**Expenditures/Appropriations**

Salary and Benefits	10,451,831	11,063,865	12,607,496	12,607,496
Services and Supplies	11,515,712	10,939,897	13,024,284	13,024,284
Capital Assets	0	0	0	0
Intrafund Expense	(1,623,046)	(2,615,197)	(1,778,744)	(1,778,744)
Interfund Expense	3,068,208	3,394,136	2,800,295	2,800,295
Transfers Out	2,059,225	2,000,000	960,000	960,000
<b>Total Expenditures/Appropriations</b>	<b>25,471,930</b>	<b>24,782,701</b>	<b>27,613,331</b>	<b>27,613,331</b>

<b>Activity Total: Public Ways</b>	<b>720,920</b>	<b>(5,942,681)</b>	<b>1,529,005</b>	<b>1,529,005</b>
------------------------------------	----------------	--------------------	------------------	------------------

<b>Function Total: Public Ways and Facilities</b>	<b>720,920</b>	<b>(5,942,681)</b>	<b>1,529,005</b>	<b>1,529,005</b>
---	----------------	--------------------	------------------	------------------

# County of Marin

## Financing Sources and Uses by Budget Unit by Object Governmental Funds Fiscal Year 2019-20

Detail by Revenue Category and Expenditure Object	2017-18 Actual	2018-19 Estimated	2019-20 Recommended	2019-20 Adopted by the Board of Supervisors
1	2	3	4	5

**Budget Unit:** 410 DEPARTMENT OF PUBLIC WORKS

**Function:** Health and Sanitation

**Activity:** Sanitation Refuse Collect and Disposal

### Revenues

Licenses, Permits and Franchises	44,264	1,618,553	1,103,543	1,103,543
Intergovernmental Revenues	78,385	79,616	107,800	107,800
Charges for Current Services	778,343	0	15,250	15,250
Miscellaneous Revenues	29,650	32,549	0	0
Other Financing Sources	25,000	25,000	20,000	20,000
<b>Total Revenues</b>	<b>955,642</b>	<b>1,755,718</b>	<b>1,246,593</b>	<b>1,246,593</b>

### Expenditures/Appropriations

Salary and Benefits	1,156,550	580,389	770,208	770,208
Services and Supplies	222,829	191,963	91,650	91,650
Intrafund Expense	777,275	977,052	851,569	851,569
Interfund Expense	0	0	4,736	4,736
Transfers Out	20,000	20,000	20,000	20,000
<b>Total Expenditures/Appropriations</b>	<b>2,176,654</b>	<b>1,769,404</b>	<b>1,738,163</b>	<b>1,738,163</b>

<b>Activity Total: Sanitation Refuse Collect and Disposal</b>	<b>1,221,012</b>	<b>13,686</b>	<b>491,570</b>	<b>491,570</b>
<b>Function Total: Health and Sanitation</b>	<b>1,221,012</b>	<b>13,686</b>	<b>491,570</b>	<b>491,570</b>
<b>Grand Total: 410 DEPARTMENT OF PUBLIC WORKS</b>	<b>18,219,594</b>	<b>15,964,537</b>	<b>18,205,574</b>	<b>18,205,574</b>

# County of Marin

## Financing Sources and Uses by Budget Unit by Object Governmental Funds Fiscal Year 2019-20

Detail by Revenue Category and Expenditure Object	2017-18 Actual	2018-19 Estimated	2019-20 Recommended	2019-20 Adopted by the Board of Supervisors
1	2	3	4	5

**Budget Unit:** 500 AGRICULTURE WEIGHTS MEASURES

**Function:** Public Protection

**Activity:** Protective Inspection

**Revenues**

Licenses, Permits and Franchises	8,720	8,734	6,000	6,000
Fines, Forfeitures, and Penalties	7,675	4,150	9,000	9,000
Intergovernmental Revenues	727,629	1,040,734	758,325	758,325
Charges for Current Services	378,682	404,192	374,500	374,500
Miscellaneous Revenues	0	1,260	0	0
<b>Total Revenues</b>	<b>1,122,706</b>	<b>1,459,070</b>	<b>1,147,825</b>	<b>1,147,825</b>

**Expenditures/Appropriations**

Salary and Benefits	1,838,361	1,861,136	2,009,581	2,009,581
Services and Supplies	205,951	296,324	181,265	181,265
Intrafund Expense	471,270	422,964	426,686	426,686
Interfund Expense	0	0	35,072	35,072
<b>Total Expenditures/Appropriations</b>	<b>2,515,582</b>	<b>2,580,424</b>	<b>2,652,604</b>	<b>2,652,604</b>

**Activity Total: Protective Inspection**

**1,392,876      1,121,354      1,504,779      1,504,779**

**Function Total: Public Protection**

**1,392,876      1,121,354      1,504,779      1,504,779**

**Grand Total: 500 AGRICULTURE WEIGHTS MEASURES**

**1,392,876      1,121,354      1,504,779      1,504,779**

## County of Marin

### Financing Sources and Uses by Budget Unit by Object Governmental Funds Fiscal Year 2019-20

Detail by Revenue Category and Expenditure Object	2017-18 Actual	2018-19 Estimated	2019-20 Recommended	2019-20 Adopted by the Board of Supervisors
1	2	3	4	5

**Budget Unit:** 510 UCCE FARM ADVISOR

**Function:** Education

**Activity:** Agricultural Education

**Revenues**

Intergovernmental Revenues	3,500	3,500	3,500	3,500
Other Financing Sources	2,200	0	0	0
<b>Total Revenues</b>	<b>5,700</b>	<b>3,500</b>	<b>3,500</b>	<b>3,500</b>

**Expenditures/Appropriations**

Salary and Benefits	150,840	179,657	208,543	208,543
Services and Supplies	63,137	10,696	11,122	11,122
Intrafund Expense	92,543	90,635	93,561	93,561
Interfund Expense	0	0	20,575	20,575
<b>Total Expenditures/Appropriations</b>	<b>306,520</b>	<b>280,988</b>	<b>333,801</b>	<b>333,801</b>

<b>Activity Total: Agricultural Education</b>	<b>300,820</b>	<b>277,488</b>	<b>330,301</b>	<b>330,301</b>
<b>Function Total: Education</b>	<b>300,820</b>	<b>277,488</b>	<b>330,301</b>	<b>330,301</b>
<b>Grand Total: 510 UCCE FARM ADVISOR</b>	<b>300,820</b>	<b>277,488</b>	<b>330,301</b>	<b>330,301</b>



# County of Marin

## Financing Sources and Uses by Budget Unit by Object Governmental Funds Fiscal Year 2019-20

Detail by Revenue Category and Expenditure Object	2017-18 Actual	2018-19 Estimated	2019-20 Recommended	2019-20 Adopted by the Board of Supervisors
1	2	3	4	5

**Budget Unit:** 520 MARIN COUNTY PARKS

**Function:** General Government

**Activity:** Plant Acquisition

**Expenditures/Appropriations**

Salary and Benefits	0	0	0	0
Services and Supplies	143,682	58,363	0	0
Capital Assets	0	3,098,325	0	0
Interfund Expense	0	805	0	0
<b>Total Expenditures/Appropriations</b>	<b>143,682</b>	<b>3,157,493</b>	<b>0</b>	<b>0</b>
<b>Activity Total: Plant Acquisition</b>	<b>143,682</b>	<b>3,157,493</b>	<b>0</b>	<b>0</b>
<b>Function Total: General Government</b>	<b>143,682</b>	<b>3,157,493</b>	<b>0</b>	<b>0</b>

# County of Marin

## Financing Sources and Uses by Budget Unit by Object Governmental Funds Fiscal Year 2019-20

Detail by Revenue Category and Expenditure Object	2017-18 Actual	2018-19 Estimated	2019-20 Recommended	2019-20 Adopted by the Board of Supervisors
1	2	3	4	5

**Budget Unit:** 520 MARIN COUNTY PARKS  
**Function:** Recreation and Cultural Services  
**Activity:** Recreation Facilities

**Revenues**

Taxes	13,344,388	14,673,946	14,483,136	14,483,136
Licenses, Permits and Franchises	214	11,964	0	0
Fines, Forfeitures, and Penalties	2,306	1,921	0	0
Use of Money and Property	696,000	770,062	515,000	515,000
Intergovernmental Revenues	259,353	419,691	80,000	80,000
Charges for Current Services	1,763,761	1,786,981	1,839,857	1,839,857
Miscellaneous Revenues	205,087	179,114	30,751	30,751
Other Financing Sources	101,751	0	0	0
<b>Total Revenues</b>	<b>16,372,860</b>	<b>17,843,679</b>	<b>16,948,744</b>	<b>16,948,744</b>

**Expenditures/Appropriations**

Salary and Benefits	7,824,398	8,218,894	8,802,591	8,802,591
Services and Supplies	16,360,704	11,994,213	8,736,786	8,736,786
Capital Assets	0	0	0	0
Intrafund Expense	271,903	306,280	104,158	104,158
Interfund Expense	211,567	250,846	429,434	429,434
Other Financing Uses	0	0	0	0
Transfers Out	92,751	53,000	0	0
Contingencies	0	0	4,602,529	4,602,529
<b>Total Expenditures/Appropriations</b>	<b>24,761,323</b>	<b>20,823,233</b>	<b>22,675,498</b>	<b>22,675,498</b>
<b>Activity Total: Recreation Facilities</b>	<b>8,388,463</b>	<b>2,979,554</b>	<b>5,726,754</b>	<b>5,726,754</b>

# County of Marin

## Financing Sources and Uses by Budget Unit by Object Governmental Funds Fiscal Year 2019-20

Detail by Revenue Category and Expenditure Object	2017-18 Actual	2018-19 Estimated	2019-20 Recommended	2019-20 Adopted by the Board of Supervisors
1	2	3	4	5
<b>Function Total: Recreation and Cultural Services</b>	8,388,463	2,979,554	5,726,754	5,726,754
<b>Grand Total: 520 MARIN COUNTY PARKS</b>	8,532,145	6,137,047	5,726,754	5,726,754

# County of Marin

## Financing Sources and Uses by Budget Unit by Object Governmental Funds Fiscal Year 2019-20

Detail by Revenue Category and Expenditure Object	2017-18 Actual	2018-19 Estimated	2019-20 Recommended	2019-20 Adopted by the Board of Supervisors
1	2	3	4	5

**Budget Unit:** 530 CULTURAL SERVICES

**Function:** General Government

**Activity:** Property Management

**Revenues**

Charges for Current Services	0	60	0	0
Miscellaneous Revenues	2,068	1,100	1,560	1,560
<b>Total Revenues</b>	<b>2,068</b>	<b>1,160</b>	<b>1,560</b>	<b>1,560</b>

**Expenditures/Appropriations**

Salary and Benefits	304,934	328,581	250,135	250,135
Services and Supplies	47,432	46,886	45,144	45,144
Interfund Expense	0	0	1,895	1,895
<b>Total Expenditures/Appropriations</b>	<b>352,366</b>	<b>375,467</b>	<b>297,174</b>	<b>297,174</b>
<b>Activity Total: Property Management</b>	<b>350,298</b>	<b>374,307</b>	<b>295,614</b>	<b>295,614</b>
<b>Function Total: General Government</b>	<b>350,298</b>	<b>374,307</b>	<b>295,614</b>	<b>295,614</b>

# County of Marin

## Financing Sources and Uses by Budget Unit by Object Governmental Funds Fiscal Year 2019-20

Detail by Revenue Category and Expenditure Object	2017-18 Actual	2018-19 Estimated	2019-20 Recommended	2019-20 Adopted by the Board of Supervisors
1	2	3	4	5

**Budget Unit:** 530 CULTURAL SERVICES  
**Function:** Recreation and Cultural Services  
**Activity:** Cultural Services

**Revenues**

Licenses, Permits and Franchises	1,250	500	0	0
Use of Money and Property	834,388	970,374	1,024,500	1,024,500
Intergovernmental Revenues	0	0	0	0
Charges for Current Services	1,262,926	1,407,165	1,315,711	1,315,711
Miscellaneous Revenues	461,391	641,986	498,405	498,405
Other Financing Sources	0	0	0	0
<b>Total Revenues</b>	<b>2,559,955</b>	<b>3,020,025</b>	<b>2,838,616</b>	<b>2,838,616</b>

**Expenditures/Appropriations**

Salary and Benefits	2,332,060	2,338,247	2,559,052	2,559,052
Services and Supplies	766,943	765,126	776,395	776,395
Intrafund Expense	521,165	560,384	656,075	656,075
Interfund Expense	0	38,457	12,786	12,786
Other Financing Uses	61,930	61,930	62,000	62,000
<b>Total Expenditures/Appropriations</b>	<b>3,682,098</b>	<b>3,764,144</b>	<b>4,066,308</b>	<b>4,066,308</b>

**Activity Total: Cultural Services** **1,122,143** **744,119** **1,227,692** **1,227,692**

**Function Total: Recreation and Cultural Services** **1,122,143** **744,119** **1,227,692** **1,227,692**

**Grand Total: 530 CULTURAL SERVICES** **1,472,441** **1,118,426** **1,523,306** **1,523,306**

## County of Marin

### Financing Sources and Uses by Budget Unit by Object Governmental Funds Fiscal Year 2019-20

Detail by Revenue Category and Expenditure Object	2017-18 Actual	2018-19 Estimated	2019-20 Recommended	2019-20 Adopted by the Board of Supervisors
1	2	3	4	5

**Budget Unit:** 540 MARIN COUNTY FREE LIBRARY

**Function:** General Government

**Activity:** Plant Acquisition

**Revenues**

Taxes	0	0	0	0
<b>Total Revenues</b>	<b>0</b>	<b>0</b>	<b>0</b>	<b>0</b>

**Expenditures/Appropriations**

Services and Supplies	67,992	45,430	100,000	100,000
Capital Assets	158,236	702,295	400,000	400,000
Interfund Expense	45,291	75,640	0	0
Transfers Out	100,000	0	0	0
<b>Total Expenditures/Appropriations</b>	<b>371,519</b>	<b>823,365</b>	<b>500,000</b>	<b>500,000</b>
<b>Activity Total: Plant Acquisition</b>	<b>371,519</b>	<b>823,365</b>	<b>500,000</b>	<b>500,000</b>
<b>Function Total: General Government</b>	<b>371,519</b>	<b>823,365</b>	<b>500,000</b>	<b>500,000</b>

# County of Marin

## Financing Sources and Uses by Budget Unit by Object Governmental Funds Fiscal Year 2019-20

Detail by Revenue Category and Expenditure Object	2017-18 Actual	2018-19 Estimated	2019-20 Recommended	2019-20 Adopted by the Board of Supervisors
1	2	3	4	5

**Budget Unit:** 540 MARIN COUNTY FREE LIBRARY

**Function:** Education

**Activity:** Library Services

### Revenues

Taxes	15,360,264	16,056,047	16,642,359	16,642,359
Use of Money and Property	64,346	142,097	22,793	22,793
Intergovernmental Revenues	46,313	43,340	43,952	43,952
Charges for Current Services	729,265	645,144	517,400	517,400
Miscellaneous Revenues	234,268	76,165	10,619	10,619
Other Financing Sources	851,682	2,108,407	2,369,800	2,369,800
<b>Total Revenues</b>	<b>17,286,138</b>	<b>19,071,200</b>	<b>19,606,923</b>	<b>19,606,923</b>

### Expenditures/Appropriations

Salary and Benefits	10,984,019	11,458,057	12,969,401	12,969,401
Services and Supplies	3,514,641	3,254,349	4,075,953	4,075,953
Interfund Expense	335,445	418,026	974,497	974,497
Other Financing Uses	0	0	0	0
Transfers Out	367,327	1,833,115	2,172,800	2,172,800
<b>Total Expenditures/Appropriations</b>	<b>15,201,432</b>	<b>16,963,547</b>	<b>20,192,651</b>	<b>20,192,651</b>

<b>Activity Total: Library Services</b>	<b>(2,084,706)</b>	<b>(2,107,653)</b>	<b>585,728</b>	<b>585,728</b>
---	--------------------	--------------------	----------------	----------------

<b>Function Total: Education</b>	<b>(2,084,706)</b>	<b>(2,107,653)</b>	<b>585,728</b>	<b>585,728</b>
----------------------------------	--------------------	--------------------	----------------	----------------

<b>Grand Total: 540 MARIN COUNTY FREE LIBRARY</b>	<b>(1,713,187)</b>	<b>(1,284,288)</b>	<b>1,085,728</b>	<b>1,085,728</b>
---	--------------------	--------------------	------------------	------------------

# County of Marin

## Financing Sources and Uses by Budget Unit by Object Governmental Funds Fiscal Year 2019-20

Detail by Revenue Category and Expenditure Object	2017-18 Actual	2018-19 Estimated	2019-20 Recommended	2019-20 Adopted by the Board of Supervisors
1	2	3	4	5

**Budget Unit:** 653 WASTE MANAGEMENT JPA

**Function:** Public Protection

**Activity:** Flood Cntrl and Soil and Water Conserv

**Revenues**

Use of Money and Property	861	1,507	0	0
<b>Total Revenues</b>	<b>861</b>	<b>1,507</b>	<b>0</b>	<b>0</b>

**Expenditures/Appropriations**

Transfers Out	5,000	5,000	0	0
<b>Total Expenditures/Appropriations</b>	<b>5,000</b>	<b>5,000</b>	<b>0</b>	<b>0</b>

<b>Activity Total: Flood Cntrl and Soil and Water Conserv</b>	<b>4,139</b>	<b>3,493</b>	<b>0</b>	<b>0</b>
---	--------------	--------------	----------	----------

<b>Function Total: Public Protection</b>	<b>4,139</b>	<b>3,493</b>	<b>0</b>	<b>0</b>
--	--------------	--------------	----------	----------

<b>Grand Total: 653 WASTE MANAGEMENT JPA</b>	<b>4,139</b>	<b>3,493</b>	<b>0</b>	<b>0</b>
--	--------------	--------------	----------	----------



# County of Marin

## Financing Sources and Uses by Budget Unit by Object Governmental Funds Fiscal Year 2019-20

Detail by Revenue Category and Expenditure Object	2017-18 Actual	2018-19 Estimated	2019-20 Recommended	2019-20 Adopted by the Board of Supervisors
1	2	3	4	5

**Budget Unit:** 659 MARIN COUNTY OPEN SPACE

**Function:** Recreation and Cultural Services

**Activity:** Recreation Facilities

**Revenues**

Use of Money and Property	1,297	386	0	0
<b>Total Revenues</b>	<b>1,297</b>	<b>386</b>	<b>0</b>	<b>0</b>

**Expenditures/Appropriations**

Services and Supplies	0	0	0	0
Transfers Out	133,247	0	0	0
<b>Total Expenditures/Appropriations</b>	<b>133,247</b>	<b>0</b>	<b>0</b>	<b>0</b>

<b>Activity Total: Recreation Facilities</b>	<b>131,950</b>	<b>(386)</b>	<b>0</b>	<b>0</b>
<b>Function Total: Recreation and Cultural Services</b>	<b>131,950</b>	<b>(386)</b>	<b>0</b>	<b>0</b>
<b>Grand Total: 659 MARIN COUNTY OPEN SPACE</b>	<b>131,950</b>	<b>(386)</b>	<b>0</b>	<b>0</b>

# County of Marin

## Financing Sources and Uses by Budget Unit by Object Governmental Funds Fiscal Year 2019-20

Detail by Revenue Category and Expenditure Object	2017-18 Actual	2018-19 Estimated	2019-20 Recommended	2019-20 Adopted by the Board of Supervisors
1	2	3	4	5

**Budget Unit:** 738 WOODACRE CREEK RESTORATION

**Function:** Public Protection

**Activity:** Flood Cntrl and Soil and Water Conserv

**Revenues**

Use of Money and Property	5	10	0	0
<b>Total Revenues</b>	<b>5</b>	<b>10</b>	<b>0</b>	<b>0</b>
<b>Activity Total: Flood Cntrl and Soil and Water Conserv</b>	<b>(5)</b>	<b>(10)</b>	<b>0</b>	<b>0</b>
<b>Function Total: Public Protection</b>	<b>(5)</b>	<b>(10)</b>	<b>0</b>	<b>0</b>
<b>Grand Total: 738 WOODACRE CREEK RESTORATION</b>	<b>(5)</b>	<b>(10)</b>	<b>0</b>	<b>0</b>

# County of Marin

## Financing Sources and Uses by Budget Unit by Object Governmental Funds Fiscal Year 2019-20

Detail by Revenue Category and Expenditure Object	2017-18 Actual	2018-19 Estimated	2019-20 Recommended	2019-20 Adopted by the Board of Supervisors
1	2	3	4	5

**Budget Unit:** 900 NON DEPARTMENTAL

**Function:** General Government

**Activity:** Legislative and Administrative

**Revenues**

Intergovernmental Revenues	0	0	55,500	55,500
<b>Total Revenues</b>	<b>0</b>	<b>0</b>	<b>55,500</b>	<b>55,500</b>

**Expenditures/Appropriations**

Transfers Out	54,150	54,500	55,500	55,500
<b>Total Expenditures/Appropriations</b>	<b>54,150</b>	<b>54,500</b>	<b>55,500</b>	<b>55,500</b>
<b>Activity Total: Legislative and Administrative</b>	<b>54,150</b>	<b>54,500</b>	<b>0</b>	<b>0</b>

# County of Marin

## Financing Sources and Uses by Budget Unit by Object Governmental Funds Fiscal Year 2019-20

Detail by Revenue Category and Expenditure Object	2017-18 Actual	2018-19 Estimated	2019-20 Recommended	2019-20 Adopted by the Board of Supervisors
1	2	3	4	5

**Budget Unit:** 900 NON DEPARTMENTAL

**Function:** General Government

**Activity:** Other General

### Revenues

Taxes	222,201,873	234,696,473	226,640,000	226,640,000
Licenses, Permits and Franchises	2,331,043	2,084,513	2,000,000	2,000,000
Fines, Forfeitures, and Penalties	6,769,527	5,186,147	4,315,000	4,315,000
Use of Money and Property	3,353,331	6,116,896	1,157,500	1,157,500
Intergovernmental Revenues	1,313,790	7,113,322	635,000	635,000
Charges for Current Services	3,704,861	2,081,590	1,797,811	1,797,811
Miscellaneous Revenues	2,710,050	3,251,536	12,686,300	12,686,300
Other Financing Sources	16,484,484	15,744,969	5,642,275	5,642,275
<b>Total Revenues</b>	<b>258,868,959</b>	<b>276,275,446</b>	<b>254,873,886</b>	<b>254,873,886</b>

### Expenditures/Appropriations

Salary and Benefits	307,344	386,530	750,000	750,000
Services and Supplies	9,037,591	11,148,989	37,233,672	37,233,672
Capital Assets	0	0	5,000,000	5,000,000
Intrafund Expense	(3,279,296)	(3,508,050)	(3,546,776)	(3,546,776)
Interfund Expense	(14,817,243)	(16,431,711)	(17,634,007)	(17,634,007)
Other Financing Uses	18,085,895	18,968,791	18,121,575	18,121,575
Transfers Out	24,381,470	28,423,508	20,939,902	20,939,902

<b>Total Expenditures/Appropriations</b>	<b>33,715,761</b>	<b>38,988,057</b>	<b>60,864,366</b>	<b>60,864,366</b>
--	-------------------	-------------------	-------------------	-------------------

<b>Activity Total: Other General</b>	<b>(225,153,198)</b>	<b>(237,287,389)</b>	<b>(194,009,520)</b>	<b>(194,009,520)</b>
--------------------------------------	----------------------	----------------------	----------------------	----------------------

<b>Function Total: General Government</b>	<b>(225,099,048)</b>	<b>(237,232,889)</b>	<b>(194,009,520)</b>	<b>(194,009,520)</b>
---	----------------------	----------------------	----------------------	----------------------

# County of Marin

## Financing Sources and Uses by Budget Unit by Object Governmental Funds Fiscal Year 2019-20

Detail by Revenue Category and Expenditure Object	2017-18 Actual	2018-19 Estimated	2019-20 Recommended	2019-20 Adopted by the Board of Supervisors
1	2	3	4	5

**Budget Unit:** 900 NON DEPARTMENTAL

**Function:** Public Protection

**Activity:** Judicial

**Revenues**

Fines, Forfeitures, and Penalties	818,848	885,287	750,000	750,000
Intergovernmental Revenues	518,943	539,000	621,128	621,128
Charges for Current Services	18,955	(59,458)	4,000	4,000
Miscellaneous Revenues	2,487	2,699	2,000	2,000
<b>Total Revenues</b>	<b>1,359,233</b>	<b>1,367,528</b>	<b>1,377,128</b>	<b>1,377,128</b>

**Expenditures/Appropriations**

Salary and Benefits	2,187	2,242	3,200	3,200
Services and Supplies	2,291,349	1,052,233	2,053,500	2,053,500
Support of Clients	0	0	52,000	52,000
<b>Total Expenditures/Appropriations</b>	<b>2,293,536</b>	<b>1,054,475</b>	<b>2,108,700</b>	<b>2,108,700</b>

<b>Activity Total: Judicial</b>	<b>934,303</b>	<b>(313,053)</b>	<b>731,572</b>	<b>731,572</b>
---------------------------------	----------------	------------------	----------------	----------------

# County of Marin

## Financing Sources and Uses by Budget Unit by Object Governmental Funds Fiscal Year 2019-20

Detail by Revenue Category and Expenditure Object	2017-18 Actual	2018-19 Estimated	2019-20 Recommended	2019-20 Adopted by the Board of Supervisors
1	2	3	4	5

**Budget Unit:** 900 NON DEPARTMENTAL

**Function:** Public Protection

**Activity:** Other Protection

**Revenues**

Fines, Forfeitures, and Penalties	47,208	32,434	46,930	46,930
Use of Money and Property	601	702	0	0
Miscellaneous Revenues	0	2,500	0	0
<b>Total Revenues</b>	<b>47,809</b>	<b>35,636</b>	<b>46,930</b>	<b>46,930</b>

**Expenditures/Appropriations**

Services and Supplies	42,433	46,930	46,930	46,930
Transfers Out	2,200	0	0	0
<b>Total Expenditures/Appropriations</b>	<b>44,633</b>	<b>46,930</b>	<b>46,930</b>	<b>46,930</b>
<b>Activity Total: Other Protection</b>	<b>(3,176)</b>	<b>11,294</b>	<b>0</b>	<b>0</b>
<b>Function Total: Public Protection</b>	<b>931,127</b>	<b>(301,759)</b>	<b>731,572</b>	<b>731,572</b>

# County of Marin

## Financing Sources and Uses by Budget Unit by Object Governmental Funds Fiscal Year 2019-20

Detail by Revenue Category and Expenditure Object	2017-18 Actual	2018-19 Estimated	2019-20 Recommended	2019-20 Adopted by the Board of Supervisors
1	2	3	4	5

**Budget Unit:** 900 NON DEPARTMENTAL

**Function:** Health and Sanitation

**Activity:** Health

**Revenues**

Other Financing Sources	0	40,642,966	55,379,651	55,379,651
<b>Total Revenues</b>	<b>0</b>	<b>40,642,966</b>	<b>55,379,651</b>	<b>55,379,651</b>

**Expenditures/Appropriations**

Transfers Out	44,152,125	42,174,576	57,879,651	57,879,651
<b>Total Expenditures/Appropriations</b>	<b>44,152,125</b>	<b>42,174,576</b>	<b>57,879,651</b>	<b>57,879,651</b>

<b>Activity Total: Health</b>	<b>44,152,125</b>	<b>1,531,610</b>	<b>2,500,000</b>	<b>2,500,000</b>
<b>Function Total: Health and Sanitation</b>	<b>44,152,125</b>	<b>1,531,610</b>	<b>2,500,000</b>	<b>2,500,000</b>

<b>Grand Total: 900 NON DEPARTMENTAL</b>	<b>(180,015,796)</b>	<b>(236,003,038)</b>	<b>(190,777,948)</b>	<b>(190,777,948)</b>
--	----------------------	----------------------	----------------------	----------------------

# ***Road Fund Work Program Statement***

---



**2020 Requested Budget Road Fund Work Program Statement  
Road Fund 2160**

**Financing Sources**

	<b>2018-19 Adopted</b>	<b>2019-20 Adopted</b>
Unreserved Fund Balance Designated	1,492,265	116,242
Revenues From Use of Money and Property	5,000	2,500
Intergovernmental Revenues	5,905,000	6,270,000
Charges for Current Services	1,097,000	1,100,000
Other Financing Sources	3,503,786	4,453,786
Miscellaneous	135,000	85,000
<b>Total Sources</b>	<b>12,138,051</b>	<b>12,027,528</b>

**Financing Uses**

<b>By Object</b>		
Salaries & Benefits	6,590,940	6,856,438
Services & Supplies	2,471,501	1,854,041
Capital Assets	100,000	100,000
Interfund Expenses	2,975,610	3,217,049
Appropriation for Contingencies	0	
<b>Total by Object</b>	<b>12,138,051</b>	<b>12,027,528</b>
<b>Administration</b>		
Salaries & Benefits	200,000	253,665
Services & Supplies		-
<b>Total by Administration</b>	<b>200,000</b>	<b>253,665</b>
<b>Total Construction</b>	<b>0</b>	<b>0</b>
<b>Maintenance</b>		
Salaries & Benefits	6,590,940	6,602,773
Services & Supplies	2,471,501	1,863,049
<b>Total Maintenance</b>	<b>9,062,441</b>	<b>8,465,822</b>
Vehicle Acquisition	100,000	100,000
Reimbursable Work	2,775,610	3,208,041
<b>Total Work Program</b>	<b>12,138,051</b>	<b>12,027,528</b>
Appropriation for Contingencies	0	0
<b>Total Uses</b>	<b>12,138,051</b>	<b>12,027,528</b>

# *Proprietary Funds Budget Forms*

---

## County of Marin

**Operation of Internal Service Fund  
 Fiscal Year 2019-20**

**Fund Title: 6600 Workers' Compensation**

**Service Activity: Other General**

Operating Detail	2017-18 Actual	2018-19 Estimated	2019-20 Recommended	2019-20 Adopted by the Board of Supervisors
1	2	3	4	5

**Operating Revenues**

Miscellaneous Revenues	8,782,762	8,369,713	6,522,977	6,522,977
<b>Total Operating Revenues</b>	<b>8,782,762</b>	<b>8,369,713</b>	<b>6,522,977</b>	<b>6,522,977</b>

**Operating Expenditures/Appropriations**

Salary and Benefits	28,338	232,987	249,023	249,023
Services and Supplies	8,099,844	5,953,109	6,272,581	6,272,581
Interfund Expense	0	9,717	1,373	1,373
<b>Total Operating Expenditures/Appropriations</b>	<b>8,128,182</b>	<b>6,195,813</b>	<b>6,522,977</b>	<b>6,522,977</b>

<b>Operating Income (Loss)</b>	<b>654,580</b>	<b>2,173,900</b>	<b>0</b>	<b>0</b>
--------------------------------	----------------	------------------	----------	----------

<b>Income Before Capital Contributions and Transfers</b>	<b>654,580</b>	<b>2,173,900</b>	<b>0</b>	<b>0</b>
--	----------------	------------------	----------	----------

<b>Change in Net Assets</b>	<b>654,580</b>	<b>2,173,900</b>	<b>0</b>	<b>0</b>
-----------------------------	----------------	------------------	----------	----------

<b>Net Assets - Beginning Balance</b>	<b>7,758,136</b>	<b>8,412,716</b>	<b>10,586,616</b>	<b>10,586,616</b>
---------------------------------------	------------------	------------------	-------------------	-------------------

<b>Net Assets - Ending Balance</b>	<b>8,412,716</b>	<b>10,586,616</b>	<b>10,586,616</b>	<b>10,586,616</b>
------------------------------------	------------------	-------------------	-------------------	-------------------

## County of Marin

**Operation of Internal Service Fund  
 Fiscal Year 2019-20**

**Fund Title: 6610 Technology Replacement**

**Service Activity: Other General**

Operating Detail	2017-18 Actual	2018-19 Estimated	2019-20 Recommended	2019-20 Adopted by the Board of Supervisors
1	2	3	4	5

**Operating Revenues**

Charges for Current Services	0	0	2,045,133	2,045,133
<b>Total Operating Revenues</b>	<b>0</b>	<b>0</b>	<b>2,045,133</b>	<b>2,045,133</b>

**Operating Expenditures/Appropriations**

Services and Supplies	0	0	2,531,020	2,531,020
Contingencies	0	0	264,113	264,113
<b>Total Operating Expenditures/Appropriations</b>	<b>0</b>	<b>0</b>	<b>2,795,133</b>	<b>2,795,133</b>

<b>Operating Income (Loss)</b>	<b>0</b>	<b>0</b>	<b>(750,000)</b>	<b>(750,000)</b>
--------------------------------	----------	----------	------------------	------------------

<b>Income Before Capital Contributions and Transfers</b>	<b>0</b>	<b>0</b>	<b>(750,000)</b>	<b>(750,000)</b>
--	----------	----------	------------------	------------------

**Capital Contributions and Transfers**

Net Transfers In/(Out)	0	0	750,000	750,000
<b>Change in Net Assets</b>	<b>0</b>	<b>0</b>	<b>0</b>	<b>0</b>
<b>Net Assets - Beginning Balance</b>	<b>0</b>	<b>0</b>	<b>0</b>	<b>0</b>
<b>Net Assets - Ending Balance</b>	<b>0</b>	<b>0</b>	<b>0</b>	<b>0</b>

## County of Marin

**Operation of Internal Service Fund  
 Fiscal Year 2019-20**

**Fund Title: 6620 Vehicle Replacement**

**Service Activity: Other General**

Operating Detail	2017-18 Actual	2018-19 Estimated	2019-20 Recommended	2019-20 Adopted by the Board of Supervisors
1	2	3	4	5

**Operating Revenues**

Charges for Current Services	0	0	2,890,061	2,890,061
Miscellaneous Revenues	0	40,920	0	0
<b>Total Operating Revenues</b>	<b>0</b>	<b>40,920</b>	<b>2,890,061</b>	<b>2,890,061</b>

**Operating Expenditures/Appropriations**

Services and Supplies	0	0	2,600,000	2,600,000
Contingencies	0	0	290,061	290,061
<b>Total Operating Expenditures/Appropriations</b>	<b>0</b>	<b>0</b>	<b>2,890,061</b>	<b>2,890,061</b>

<b>Operating Income (Loss)</b>	<b>0</b>	<b>40,920</b>	<b>0</b>	<b>0</b>
--------------------------------	----------	---------------	----------	----------

<b>Income Before Capital Contributions and Transfers</b>	<b>0</b>	<b>40,920</b>	<b>0</b>	<b>0</b>
--	----------	---------------	----------	----------

<b>Change in Net Assets</b>	<b>0</b>	<b>40,920</b>	<b>0</b>	<b>0</b>
-----------------------------	----------	---------------	----------	----------

<b>Net Assets - Beginning Balance</b>	<b>0</b>	<b>0</b>	<b>40,920</b>	<b>40,920</b>
---------------------------------------	----------	----------	---------------	---------------

<b>Net Assets - Ending Balance</b>	<b>0</b>	<b>40,920</b>	<b>40,920</b>	<b>40,920</b>
------------------------------------	----------	---------------	---------------	---------------

## County of Marin

**Operation of Enterprise Fund  
 Fiscal Year 2019-20**

**Fund Title: 6710 Marin.org  
 Service Activity: General Government - Other**

Operating Detail	2017-18 Actual	2018-19 Estimated	2019-20 Recommended	2019-20 Adopted by the Board of Supervisors
1	2	3	4	5
<b>Operating Revenues</b>				
Charges for Current Services	1,267,504	1,229,554	1,300,000	1,300,000
Miscellaneous Revenues	1,651	0	0	0
<b>Total Operating Revenues</b>	<b>1,269,155</b>	<b>1,229,554</b>	<b>1,300,000</b>	<b>1,300,000</b>
<b>Operating Expenditures/Appropriations</b>				
Salary and Benefits	153,216	227,407	0	0
Services and Supplies	830,524	866,980	1,057,395	1,057,395
Interfund Expense	42,940	0	243,605	243,605
Depreciation Expense	55,508	0	0	0
<b>Total Operating Expenditures/Appropriations</b>	<b>1,082,188</b>	<b>1,094,387</b>	<b>1,301,000</b>	<b>1,301,000</b>
<b>Operating Income (Loss)</b>	<b>186,967</b>	<b>135,167</b>	<b>(1,000)</b>	<b>(1,000)</b>
<b>Non-Operating Expenses and Revenue</b>				
Interest/Investment Income and/or Gain	2,010	8,423	1,000	1,000
<b>Non-Operating Expenses and Revenue</b>	<b>2,010</b>	<b>8,423</b>	<b>1,000</b>	<b>1,000</b>
<b>Capital Contributions and Transfers</b>				
Net Transfers In/(Out)	0	0	0	0
<b>Change in Net Assets</b>	<b>188,977</b>	<b>143,590</b>	<b>0</b>	<b>0</b>
<b>Net Assets - Begining Balance</b>	<b>223,256</b>	<b>412,233</b>	<b>555,823</b>	<b>555,823</b>
<b>Net Assets - Ending Balance</b>	<b>412,233</b>	<b>555,823</b>	<b>555,823</b>	<b>555,823</b>

## County of Marin

**Operation of Enterprise Fund  
 Fiscal Year 2019-20**

**Fund Title: 6720 Special Aviation  
 Service Activity: Transportation Terminals**

	2017-18 Actual	2018-19 Estimated	2019-20 Recommended	2019-20 Adopted by the Board of Supervisors
Operating Detail	2	3	4	5
1				
<b>Operating Revenues</b>				
Use of Money and Property	631,123	797,673	838,000	838,000
Intergovernmental Revenues	2,568,284	276,129	0	0
Miscellaneous Revenues	0	200	0	0
<b>Total Operating Revenues</b>	<b>3,199,407</b>	<b>1,074,002</b>	<b>838,000</b>	<b>838,000</b>
<b>Operating Expenditures/Appropriations</b>				
Salary and Benefits	197,686	200,598	220,163	220,163
Services and Supplies	3,982,800	488,599	307,600	307,600
Interfund Expense	279,555	347,750	362,432	362,432
Depreciation Expense	104,442	0	0	0
<b>Total Operating Expenditures/Appropriations</b>	<b>4,564,483</b>	<b>1,036,947</b>	<b>890,195</b>	<b>890,195</b>
<b>Operating Income (Loss)</b>	<b>(1,365,076)</b>	<b>37,055</b>	<b>(52,195)</b>	<b>(52,195)</b>
<b>Non-Operating Expenses and Revenue</b>				
Interest/Investment Income and/or Gain	7,937	24,954	1,500	1,500
Interest/Investment (Expense) and/or (Loss)	(6,077)	(1,680)	(49,871)	(49,871)
<b>Non-Operating Expenses and Revenue</b>	<b>1,860</b>	<b>23,274</b>	<b>(48,371)</b>	<b>(48,371)</b>
<b>Capital Contributions and Transfers</b>				
Net Transfers In/(Out)	0	0	0	0
<b>Change in Net Assets</b>	<b>(1,363,216)</b>	<b>60,329</b>	<b>(100,566)</b>	<b>(100,566)</b>
<b>Net Assets - Beginning Balance</b>	<b>6,089,922</b>	<b>4,726,706</b>	<b>4,787,035</b>	<b>4,787,035</b>
<b>Net Assets - Ending Balance</b>	<b>4,726,706</b>	<b>4,787,035</b>	<b>4,686,469</b>	<b>4,686,469</b>

## County of Marin

**Operation of Enterprise Fund  
 Fiscal Year 2019-20**

**Fund Title: 6740 Marin County Promotions  
 Service Activity: Cultural Service**

Operating Detail	2017-18 Actual	2018-19 Estimated	2019-20 Recommended	2019-20 Adopted by the Board of Supervisors
1	2	3	4	5
<b>Operating Revenues</b>				
Charges for Current Services	0	0	0	0
Miscellaneous Revenues	0	0	0	0
<b>Total Operating Revenues</b>	<b>0</b>	<b>0</b>	<b>0</b>	<b>0</b>
<b>Operating Expenditures/Appropriations</b>				
Services and Supplies	0	0	0	0
Interfund Expense	0	0	0	0
<b>Total Operating Expenditures/Appropriations</b>	<b>0</b>	<b>0</b>	<b>0</b>	<b>0</b>
<b>Operating Income (Loss)</b>	<b>0</b>	<b>0</b>	<b>0</b>	<b>0</b>
<b>Non-Operating Expenses and Revenue</b>				
Interest/Investment Income and/or Gain	10,024	7,853	0	0
<b>Non-Operating Expenses and Revenue</b>	<b>10,024</b>	<b>7,853</b>	<b>0</b>	<b>0</b>
<b>Capital Contributions and Transfers</b>				
Net Transfers In/(Out)	0	(43,947)	0	0
<b>Change in Net Assets</b>	<b>10,024</b>	<b>(36,094)</b>	<b>0</b>	<b>0</b>
<b>Net Assets - Beginning Balance</b>	<b>26,070</b>	<b>36,094</b>	<b>0</b>	<b>0</b>
<b>Net Assets - Ending Balance</b>	<b>36,094</b>	<b>0</b>	<b>0</b>	<b>0</b>



## County of Marin

**Operation of Enterprise Fund  
 Fiscal Year 2019-20**

**Fund Title: 6760 Marin Commons Property Mngt  
 Service Activity: General Government - Property**

	2017-18 Actual	2018-19 Estimated	2019-20 Recommended	2019-20 Adopted by the Board of Supervisors
Operating Detail	2	3	4	5
1				
<b>Operating Revenues</b>				
Use of Money and Property	3,813,732	4,697,527	4,756,231	4,756,231
Miscellaneous Revenues	26,540	25,607	0	0
<b>Total Operating Revenues</b>	<b>3,840,272</b>	<b>4,723,134</b>	<b>4,756,231</b>	<b>4,756,231</b>
<b>Operating Expenditures/Appropriations</b>				
Services and Supplies	3,305,859	3,413,186	3,950,772	3,950,772
Capital Assets	0	0	150,000	150,000
Depreciation Expense	313,536	0	0	0
<b>Total Operating Expenditures/Appropriations</b>	<b>3,619,395</b>	<b>3,413,186</b>	<b>4,100,772</b>	<b>4,100,772</b>
<b>Operating Income (Loss)</b>	<b>220,877</b>	<b>1,309,948</b>	<b>655,459</b>	<b>655,459</b>
<b>Non-Operating Expenses and Revenue</b>				
Interest/Investment Income and/or Gain	2,200	(3,716)	0	0
Interest/Investment (Expense) and/or (Loss)	(136,451)	(45,737)	(716,832)	(716,832)
<b>Non-Operating Expenses and Revenue</b>	<b>(134,251)</b>	<b>(49,453)</b>	<b>(716,832)</b>	<b>(716,832)</b>
<b>Capital Contributions and Transfers</b>				
Net Transfers In/(Out)	1,100,000	479,281	61,373	61,373
<b>Change in Net Assets</b>	<b>1,186,626</b>	<b>1,739,776</b>	<b>0</b>	<b>0</b>
<b>Net Assets - Begining Balance</b>	<b>963,391</b>	<b>2,150,017</b>	<b>3,889,793</b>	<b>3,889,793</b>
<b>Net Assets - Ending Balance</b>	<b>2,150,017</b>	<b>3,889,793</b>	<b>3,889,793</b>	<b>3,889,793</b>

## County of Marin

**Operation of Enterprise Fund  
 Fiscal Year 2019-20**

**Fund Title: 6770 San Geronimo Golf Course  
 Service Activity: Recreation and Cultural  
 Services - Recreation Facilities**

Operating Detail	2017-18 Actual	2018-19 Estimated	2019-20 Recommended	2019-20 Adopted by the Board of Supervisors
1	2	3	4	5
<b>Operating Revenues</b>				
Use of Money and Property	13,686	85,867	0	0
Charges for Current Services	387,845	643,544	0	0
Miscellaneous Revenues	1,759	131,723	0	0
<b>Total Operating Revenues</b>	<b>403,290</b>	<b>861,134</b>	<b>0</b>	<b>0</b>
<b>Operating Expenditures/Appropriations</b>				
Services and Supplies	263,237	1,209,672	0	0
<b>Total Operating Expenditures/Appropriations</b>	<b>263,237</b>	<b>1,209,672</b>	<b>0</b>	<b>0</b>
<b>Operating Income (Loss)</b>	<b>140,053</b>	<b>(348,538)</b>	<b>0</b>	<b>0</b>
<b>Non-Operating Expenses and Revenue</b>				
Interest/Investment Income and/or Gain	172	(2,232)	0	0
<b>Non-Operating Expenses and Revenue</b>	<b>172</b>	<b>(2,232)</b>	<b>0</b>	<b>0</b>
<b>Change in Net Assets</b>	<b>140,225</b>	<b>(350,770)</b>	<b>0</b>	<b>0</b>
<b>Net Assets - Beginning Balance</b>	<b>0</b>	<b>140,225</b>	<b>(210,545)</b>	<b>(210,545)</b>
<b>Net Assets - Ending Balance</b>	<b>140,225</b>	<b>(210,545)</b>	<b>(210,545)</b>	<b>(210,545)</b>

# *Special District Budget Forms*

---

## County of Marin

### Special Districts and Other Agencies Summary - Non Enterprise Fiscal Year 2019-20

District/Agency Name 1	Total Financing Sources			Total Financing Uses			
	Fund Balance Available June 30, 2019 2	Decreases to Obligated Fund Balances 3	Additional Funding Sources 4	Total Financing Sources 5	Financing Uses 6	Increases to Obligated Fund Balances 7	Total Financing Uses 8

#### Sewer Maintenance

3010 Murray Park SMD	26,600	0	104,441	131,041	131,041	0	131,041
3020 San Quentin SMD	39,763	0	45,699	85,462	85,462	0	85,462
<b>Total Sewer Maintenance</b>	<b>66,363</b>	<b>0</b>	<b>150,140</b>	<b>216,503</b>	<b>216,503</b>	<b>0</b>	<b>216,503</b>

#### Community Service Area

3030 CSA #1 Loma Verde	35,051	0	42,966	78,017	78,017	0	78,017
3040 CSA #6 Santa Venetia	101,019	0	212,484	313,503	313,503	0	313,503
3050 CSA #9 Northbridge	21,761	0	19,296	41,057	41,057	0	41,057
3060 CSA#13MarinCoUpLucas	98,528	0	790,799	889,327	889,327	0	889,327
3070 CSA #14 Hmstd Valley	118,077	0	381,338	499,415	499,415	0	499,415
3080 CSA #16 Greenbrae	32,637	0	292,045	324,682	324,682	0	324,682
3090 CSA #17 Kentfield	624,577	0	823,094	1,447,671	1,447,671	0	1,447,671
3100 CSA #17 Police Svcs	0	0	215,800	215,800	215,800	0	215,800
3110 CSA #18GalnsVilgArea	1,236	0	171,134	172,370	172,370	0	172,370
3120 CSA #19FireProtecSvc	(2,798)	0	2,746,180	2,743,382	2,743,382	0	2,743,382

## County of Marin

### Special Districts and Other Agencies Summary - Non Enterprise Fiscal Year 2019-20

District/Agency Name 1	Total Financing Sources			Total Financing Uses			
	Fund Balance Available June 30, 2019 2	Decreases to Obligated Fund Balances 3	Additional Funding Sources 4	Total Financing Sources 5	Financing Uses 6	Increases to Obligated Fund Balances 7	Total Financing Uses 8
3130 CSA #20 IndianValley	85,772	0	14,228	100,000	100,000	0	100,000
3140 CSA #27 RssVal'yPara	(800)	0	60,400	59,600	59,600	0	59,600
3150 CSA #28 WMarinParmed	(60,881)	0	435,200	374,319	374,319	0	374,319
3160 CSA #29 Paradise Cay	714,870	0	162,305	877,175	877,175	0	877,175
3170 CSA #31 Co Fire	(73,383)	0	607,000	533,617	533,617	0	533,617
3180 CSA #33 Stnsn Bch	7,940	0	29,484	37,424	37,424	0	37,424
3410 CSA 17 License Plate Readers	0	0	6,237	6,237	6,237	0	6,237
<b>Total Community Service Area</b>	<b>1,703,606</b>	<b>0</b>	<b>7,009,990</b>	<b>8,713,596</b>	<b>8,713,596</b>	<b>0</b>	<b>8,713,596</b>
<b>Lighting District</b>							
3190 Marin Co Lighting	64,235	0	971,630	1,035,865	1,035,865	0	1,035,865
3200 RushCrkLight&Landscp	22,947	0	85,762	108,709	108,709	0	108,709
<b>Total Lighting District</b>	<b>87,182</b>	<b>0</b>	<b>1,057,392</b>	<b>1,144,574</b>	<b>1,144,574</b>	<b>0</b>	<b>1,144,574</b>
<b>Flood Control Zone</b>							
2190 Marin County Stormwater Pollution	173,266	0	781,500	954,766	954,766	0	954,766
3210 FCZ #1 Novato	3,863,917	0	2,755,500	6,619,417	6,619,417	0	6,619,417
3220 FCZ #3 RichardsonBay	1,440,549	0	2,178,394	3,618,943	3,618,943	0	3,618,943

## County of Marin

### Special Districts and Other Agencies Summary - Non Enterprise Fiscal Year 2019-20

District/Agency Name 1	Total Financing Sources			Total Financing Uses			
	Fund Balance Available June 30, 2019 2	Decreases to Obligated Fund Balances 3	Additional Funding Sources 4	Total Financing Sources 5	Financing Uses 6	Increases to Obligated Fund Balances 7	Total Financing Uses 8
3230 FCZ #4 Bel Aire	301,112	0	795,143	1,096,255	1,096,255	0	1,096,255
3240 FCZ #4AstrwbryCircle	20,731	0	6,869	27,600	27,600	0	27,600
3250 FCZ #5 Stnsn Bch	(10,046)	0	93,230	83,184	83,184	0	83,184
3260 FCZ #6 SnRfIMeadows	3,578	0	40,575	44,153	44,153	0	44,153
3270 FCZ #7 Santa Venetia	466,611	0	503,100	969,711	969,711	0	969,711
3280 FCZ #9ARssVlyCrteMad	236,001	0	1,000	237,001	237,001	0	237,001
3290 FCZ #9 Ross Valley	6,031,391	0	2,738,578	8,769,969	8,769,969	0	8,769,969
3300 FCZ #10 Inverness	12,476	0	20	12,496	12,496	0	12,496
<b>Total Flood Control Zone</b>	<b>12,539,586</b>	<b>0</b>	<b>9,893,909</b>	<b>22,433,495</b>	<b>22,433,495</b>	<b>0</b>	<b>22,433,495</b>
<b>Permanent Road Division</b>							
3310 Bolinas HighlandsPRD	4,387	0	10,636	15,023	15,023	0	15,023
3320 Monte Cristo PRD	59,486	0	5,514	65,000	65,000	0	65,000
3330 Inverness Div #2 PRD	19,286	0	3,714	23,000	23,000	0	23,000
3340 Mt ViewAveLagntasPRD	7,458	0	2,542	10,000	10,000	0	10,000
3350 Paradise Estates PRD	49,617	0	51,359	100,976	100,976	0	100,976
3360 Madrone ParkCrclPRD	0	0	0	0	0	0	0
<b>Total Permanent Road Division</b>	<b>140,234</b>	<b>0</b>	<b>73,765</b>	<b>213,999</b>	<b>213,999</b>	<b>0</b>	<b>213,999</b>

## County of Marin

### Special Districts and Other Agencies Summary - Non Enterprise Fiscal Year 2019-20

District/Agency Name 1	Total Financing Sources			Total Financing Uses				
	Fund Balance Available June 30, 2019 2	Decreases to Obligated Fund Balances 3	Additional Funding Sources 4	Total Financing Sources 5	Financing Uses 6	Increases to Obligated Fund Balances 7	Total Financing Uses 8	
<b>Open Space</b>								
2540	Marin County Open Space	2,050,930	0	7,737,876	9,788,806	9,788,806	0	9,788,806
<b>Total Open Space</b>		<b>2,050,930</b>	<b>0</b>	<b>7,737,876</b>	<b>9,788,806</b>	<b>9,788,806</b>	<b>0</b>	<b>9,788,806</b>
<b>Other</b>								
1620	ConsolReassmtBndsDSF	0	0	59,000	59,000	59,000	0	59,000
1640	CFD 97-1AssmtBndsDSF	(14,000)	0	313,000	299,000	299,000	0	299,000
1650	CFD93-1AssmtBondsDSF	(7,000)	0	313,500	306,500	306,500	0	306,500
1670	2013 Refunding Revenue Bond	0	0	634,000	634,000	634,000	0	634,000
2710	PublicAuth Admin (IHSS)	0	0	2,987,725	2,987,725	2,987,725	0	2,987,725
3400	Law Library BP6322.1	25,682	0	174,403	200,085	200,085	0	200,085
<b>Total Other</b>		<b>4,682</b>	<b>0</b>	<b>4,481,628</b>	<b>4,486,310</b>	<b>4,486,310</b>	<b>0</b>	<b>4,486,310</b>
<b>Total Special Districts and Other Agencies</b>		<b>16,592,583</b>	<b>0</b>	<b>30,404,700</b>	<b>46,997,283</b>	<b>46,997,283</b>	<b>0</b>	<b>46,997,283</b>

## County of Marin

### Fund Balance - Special District and Other Agencies - Non Enterprise Fiscal Year 2019-20

District/Agency Name	Total Fund Balance June 30, 2019	Less: Obligated Fund Balances			Fund Balance Available June 30, 2019
		Encumbrances	Nonspendable, Restricted, and Committed	Assigned	
1	2	3	4	5	6

**Sewer Maintenance**

3010 Murray Park SMD	26,600	0	0	0	26,600
3020 San Quentin SMD	77,099	37,336	0	0	39,763
<b>Total Sewer Maintenance</b>	<b>103,699</b>	<b>37,336</b>	<b>0</b>	<b>0</b>	<b>66,363</b>

**Community Service Area**

3030 CSA #1 Loma Verde	35,051	0	0	0	35,051
3040 CSA #6 Santa Venetia	287,305	186,286	0	0	101,019
3050 CSA #9 Northbridge	21,761	0	0	0	21,761
3060 CSA#13MarinCoUpLucas	121,932	23,404	0	0	98,528
3070 CSA #14 Hmstd Valley	159,810	41,733	0	0	118,077
3080 CSA #16 Greenbrae	148,267	115,630	0	0	32,637
3090 CSA #17 Kentfield	813,698	189,121	0	0	624,577
3100 CSA #17 Police Svcs	0	0	0	0	0
3110 CSA #18GalnsVilgArea	1,261	25	0	0	1,236
3120 CSA #19Fire ProtecSvc	(2,798)	0	0	0	(2,798)
3130 CSA #20 IndianValley	85,772	0	0	0	85,772
3140 CSA #27 RssVal'yPara	(800)	0	0	0	(800)



## County of Marin

### Fund Balance - Special District and Other Agencies - Non Enterprise Fiscal Year 2019-20

District/Agency Name 1	Total Fund Balance June 30, 2019 2	Less: Obligated Fund Balances			Fund Balance Available June 30, 2019 6
		Encumbrances 3	Nonspendable, Restricted, and Committed 4	Assigned 5	
3150 CSA #28 WMarinParmed	(60,881)	0	0	0	(60,881)
3160 CSA #29 Paradise Cay	777,658	62,788	0	0	714,870
3170 CSA #31 Co Fire	(73,383)	0	0	0	(73,383)
3180 CSA #33 Stnsn Bch	18,536	10,596	0	0	7,940
3410 CSA 17 License Plate Readers	6,752	6,752	0	0	0
<b>Total Community Service Area</b>	<b>2,339,941</b>	<b>636,335</b>	<b>0</b>	<b>0</b>	<b>1,703,606</b>
<b>Lighting District</b>					
3190 Marin Co Lighting	208,217	143,982	0	0	64,235
3200 RushCrkLight&Landscp	22,947	0	0	0	22,947
<b>Total Lighting District</b>	<b>231,164</b>	<b>143,982</b>	<b>0</b>	<b>0</b>	<b>87,182</b>
<b>Flood Control Zone</b>					
2190 Marin County Stormwater Pollution Prevention	219,550	46,284	0	0	173,266
3210 FCZ #1 Novato	4,400,152	536,235	0	0	3,863,917
3220 FCZ #3 RichardsonBay	2,004,697	564,148	0	0	1,440,549
3230 FCZ #4 Bel Aire	2,127,321	1,826,209	0	0	301,112
3240 FCZ #4AStrwbryCircle	29,131	8,400	0	0	20,731
3250 FCZ #5 Stnsn Bch	6,192	16,238	0	0	(10,046)
3260 FCZ #6 SnRf'IMeadows	13,978	10,400	0	0	3,578

## County of Marin

### Fund Balance - Special District and Other Agencies - Non Enterprise Fiscal Year 2019-20

District/Agency Name 1	Total Fund Balance June 30, 2019 2	Less: Obligated Fund Balances			Fund Balance Available June 30, 2019 6
		Encumbrances 3	Nonspendable, Restricted, and Committed 4	Assigned 5	
3270 FCZ #7 Santa Venetia	555,838	89,227	0	0	466,611
3280 FCZ #9ARssVlyCrteMad	236,001	0	0	0	236,001
3290 FCZ #9 Ross Valley	7,948,432	1,917,041	0	0	6,031,391
3300 FCZ #10 Inverness	17,976	5,500	0	0	12,476
<b>Total Flood Control Zone</b>	<b>17,559,268</b>	<b>5,019,682</b>	<b>0</b>	<b>0</b>	<b>12,539,586</b>
<b>Permanent Road Division</b>					
3310 Bolinas HighlandsPRD	4,387	0	0	0	4,387
3320 Monte Cristo PRD	59,486	0	0	0	59,486
3330 Inverness Div #2 PRD	19,286	0	0	0	19,286
3340 Mt ViewAveLagntasPRD	7,458	0	0	0	7,458
3350 Paradise Estates PRD	51,649	2,032	0	0	49,617
3360 Madrone ParkCrclePRD	0	0	0	0	0
<b>Total Permanent Road Division</b>	<b>142,266</b>	<b>2,032</b>	<b>0</b>	<b>0</b>	<b>140,234</b>
<b>Open Space</b>					
2540 Marin County Open Space	10,546,584	474,724	4,000,000	4,020,930	2,050,930
<b>Total Open Space</b>	<b>10,546,584</b>	<b>474,724</b>	<b>4,000,000</b>	<b>4,020,930</b>	<b>2,050,930</b>
<b>Other</b>					

## County of Marin

### Fund Balance - Special District and Other Agencies - Non Enterprise Fiscal Year 2019-20

District/Agency Name 1	Total Fund Balance June 30, 2019 2	Less: Obligated Fund Balances			Fund Balance Available June 30, 2019 6
		Encumbrances 3	Nonspendable, Restricted, and Committed 4	Assigned 5	
1620 ConsolReassmtBndsDSF	0	0	0	0	0
1640 CFD 97-1AssmtBndsDSF	(14,000)	0	0	0	(14,000)
1650 CFD93-1AssmtBondsDSF	(7,000)	0	0	0	(7,000)
1670 2013 Refunding Revenue Bond	0	0	0	0	0
2710 PublicAuth Admin (IHSS)	0	0	0	0	0
3400 Law Library BP6322.1	25,682	0	0	0	25,682
<b>Total Other</b>	<b>4,682</b>	<b>0</b>	<b>0</b>	<b>0</b>	<b>4,682</b>

<b>Total Special Districts and Other Agencies</b>	<b>30,927,604</b>	<b>6,314,091</b>	<b>4,000,000</b>	<b>4,020,930</b>	<b>16,592,583</b>
---	-------------------	------------------	------------------	------------------	-------------------

## County of Marin

### Special Districts and Other Agencies - Non Enterprise Obligated Fund Balances Fiscal Year 2019-20

District / Agency Name 1	Obligated Fund Balance June 30, 2019 2	Decreases or Cancellations		Decreases or Cancellations		Total Obligated Fund Balances for the Year 7
		Recommended 3	Adopted by the Board of Supervisors 4	Recommended 5	Adopted by the Board of Supervisors 6	

**Open Space**

2540	Marin County Open Space						
<b>Committed</b>							
	399997 OPEN SPACE CMTD FD BAL-VEHI	1,000,000	0	0	0	0	1,000,000
	320555 COM FD BAL-ECNOMIC UNCERT	1,000,000	0	0	0	0	1,000,000
	320525 COM FUND BAL-ONETME CAP PR	1,000,000	0	0	0	0	1,000,000
	320515 COMMITTED FUND BAL-SP LITIG	1,000,000	0	0	0	0	1,000,000
	<b>Total Committed</b>	<b>4,000,000</b>	<b>0</b>	<b>0</b>	<b>0</b>	<b>0</b>	<b>4,000,000</b>
<b>Assigned</b>							
	330325 ASSIGNED FD BAL-VEHICLE REPL	0	0	0	0	0	0
	330312 DESIGNATED FB - FACILITY IMPR	2,000,000	0	0	0	0	2,000,000
	330311 REQUIRED USE OF FUND BALANC	2,020,930	0	0	0	0	2,020,930
	<b>Total Assigned</b>	<b>4,020,930</b>	<b>0</b>	<b>0</b>	<b>0</b>	<b>0</b>	<b>4,020,930</b>
<b>Total 2540</b>	<b>Marin County Open Space</b>	<b>8,020,930</b>	<b>0</b>	<b>0</b>	<b>0</b>	<b>0</b>	<b>8,020,930</b>
<b>Total</b>	<b>Open Space</b>	<b>8,020,930</b>	<b>0</b>	<b>0</b>	<b>0</b>	<b>0</b>	<b>8,020,930</b>
<b>Total Special Districts and Other Agencies</b>		<b>8,020,930</b>	<b>0</b>	<b>0</b>	<b>0</b>	<b>0</b>	<b>8,020,930</b>

## County of Marin

**Special Districts and Other Agencies - Non Enterprise  
 Financing Sources and Uses by Budget Unit by Object  
 Fiscal Year 2019-20**

Detail by Revenue Category and Expenditure Object	2017-18 Actual	2018-19 Estimated	2019-20 Recommended	2019-20 Adopted by the Board of Supervisors
1	2	3	4	5

**1620 ConsolReassmtBndsDSF**

Revenues				
Taxes	52,494	55,230	59,000	59,000
Use of Money and Property	409	790	0	0
Miscellaneous Revenues	2,616	0	0	0
<b>Total for: Revenues</b>	<b>55,519</b>	<b>56,020</b>	<b>59,000</b>	<b>59,000</b>
Expenditures/Appropriations				
Services and Supplies	3,746	3,873	7,000	7,000
Transfers Out	49,112	50,548	52,000	52,000
<b>Total for: Expenditures/Appropriations</b>	<b>52,858</b>	<b>54,421</b>	<b>59,000</b>	<b>59,000</b>
<b>Net Cost:</b>	<b>(2,661)</b>	<b>(1,599)</b>	<b>0</b>	<b>0</b>

## County of Marin

### Special Districts and Other Agencies - Non Enterprise Financing Sources and Uses by Budget Unit by Object Fiscal Year 2019-20

Detail by Revenue Category and Expenditure Object	2017-18 Actual	2018-19 Estimated	2019-20 Recommended	2019-20 Adopted by the Board of Supervisors
1	2	3	4	5

**1640    CFD 97-1AssmtBndsDSF**

Revenues				
Taxes	303,936	303,936	313,000	313,000
Use of Money and Property	3,316	6,622	0	0
<b>Total for:        Revenues</b>	<b>307,252</b>	<b>310,558</b>	<b>313,000</b>	<b>313,000</b>
Expenditures/Appropriations				
Services and Supplies	10,620	11,183	15,000	15,000
Transfers Out	274,278	274,939	284,000	284,000
<b>Total for:        Expenditures/Appropriations</b>	<b>284,898</b>	<b>286,122</b>	<b>299,000</b>	<b>299,000</b>
<b>Net Cost:</b>	<b>(22,354)</b>	<b>(24,436)</b>	<b>(14,000)</b>	<b>(14,000)</b>

## County of Marin

**Special Districts and Other Agencies - Non Enterprise  
 Financing Sources and Uses by Budget Unit by Object  
 Fiscal Year 2019-20**

Detail by Revenue Category and Expenditure Object 1	2017-18 Actual 2	2018-19 Estimated 3	2019-20 Recommended 4	2019-20 Adopted by the Board of Supervisors 5
--	------------------------	---------------------------	-----------------------------	--

**1650    CFD93-1AssmtBondsDSF**

Revenues				
Taxes	303,936	303,936	313,500	313,500
Use of Money and Property	3,099	6,014	0	0
<b>Total for:        Revenues</b>	<b>307,035</b>	<b>309,950</b>	<b>313,500</b>	<b>313,500</b>
Expenditures/Appropriations				
Services and Supplies	3,527	3,940	8,500	8,500
Transfers Out	294,231	291,709	298,000	298,000
<b>Total for:        Expenditures/Appropriations</b>	<b>297,758</b>	<b>295,649</b>	<b>306,500</b>	<b>306,500</b>
<b>Net Cost:</b>	<b>(9,277)</b>	<b>(14,301)</b>	<b>(7,000)</b>	<b>(7,000)</b>

## County of Marin

### Special Districts and Other Agencies - Non Enterprise Financing Sources and Uses by Budget Unit by Object Fiscal Year 2019-20

Detail by Revenue Category and Expenditure Object	2017-18 Actual	2018-19 Estimated	2019-20 Recommended	2019-20 Adopted by the Board of Supervisors
1	2	3	4	5

**1670 2013 Refunding Revenue Bond**

Revenues				
Use of Money and Property	(3,056)	(6,390)	0	0
Other Financing Sources	617,622	617,197	634,000	634,000
<b>Total for: Revenues</b>	<b>614,566</b>	<b>610,807</b>	<b>634,000</b>	<b>634,000</b>
Expenditures/Appropriations				
Services and Supplies	3,600	3,700	10,000	10,000
Other Financing Uses	616,995	617,638	624,000	624,000
<b>Total for: Expenditures/Appropriations</b>	<b>620,595</b>	<b>621,338</b>	<b>634,000</b>	<b>634,000</b>
<b>Net Cost:</b>	<b>6,029</b>	<b>10,531</b>	<b>0</b>	<b>0</b>



## County of Marin

### Special Districts and Other Agencies - Non Enterprise Financing Sources and Uses by Budget Unit by Object Fiscal Year 2019-20

Detail by Revenue Category and Expenditure Object	2017-18 Actual	2018-19 Estimated	2019-20 Recommended	2019-20 Adopted by the Board of Supervisors
1	2	3	4	5

#### 2190 Marin County Stormwater Pollution Prevention Progra

Revenues				
Use of Money and Property	5,037	10,814	500	500
Charges for Current Services	607,825	553,074	575,360	575,360
Miscellaneous Revenues	3,896	0	1,000	1,000
Other Financing Sources	215,175	196,926	204,640	204,640
<b>Total for: Revenues</b>	<b>831,933</b>	<b>760,814</b>	<b>781,500</b>	<b>781,500</b>
Expenditures/Appropriations				
Services and Supplies	229,190	199,879	405,200	405,200
Interfund Expense	456,269	512,179	549,566	549,566
<b>Total for: Expenditures/Appropriations</b>	<b>685,459</b>	<b>712,058</b>	<b>954,766</b>	<b>954,766</b>
<b>Net Cost:</b>	<b>(146,474)</b>	<b>(48,756)</b>	<b>173,266</b>	<b>173,266</b>

## County of Marin

### Special Districts and Other Agencies - Non Enterprise Financing Sources and Uses by Budget Unit by Object Fiscal Year 2019-20

Detail by Revenue Category and Expenditure Object	2017-18 Actual	2018-19 Estimated	2019-20 Recommended	2019-20 Adopted by the Board of Supervisors
1	2	3	4	5

#### 2540 Marin County Open Space

Revenues				
Taxes	7,510,489	7,989,298	7,587,633	7,587,633
Licenses, Permits and Franchises	0	7,730	0	0
Use of Money and Property	102,528	171,360	32,434	32,434
Intergovernmental Revenues	50,839	168,178	35,809	35,809
Charges for Current Services	3,968	1,030	0	0
Miscellaneous Revenues	74,389	130,345	82,000	82,000
Other Financing Sources	133,247	153,000	0	0
<b>Total for: Revenues</b>	<b>7,875,460</b>	<b>8,620,941</b>	<b>7,737,876</b>	<b>7,737,876</b>
Expenditures/Appropriations				
Salary and Benefits	4,686,170	4,979,277	6,003,330	6,003,330
Services and Supplies	1,632,578	1,314,997	2,333,061	2,333,061
Capital Assets	0	0	0	0
Intrafund Expense	0	0	0	0
Interfund Expense	1,246,711	1,395,248	1,452,415	1,452,415
Other Financing Uses	0	145,000	0	0
Transfers Out	10,000	10,000	0	0
<b>Total for: Expenditures/Appropriations</b>	<b>7,575,459</b>	<b>7,844,522</b>	<b>9,788,806</b>	<b>9,788,806</b>
<b>Net Cost:</b>	<b>(300,001)</b>	<b>(776,419)</b>	<b>2,050,930</b>	<b>2,050,930</b>

## County of Marin

### Special Districts and Other Agencies - Non Enterprise Financing Sources and Uses by Budget Unit by Object Fiscal Year 2019-20

Detail by Revenue Category and Expenditure Object	2017-18 Actual	2018-19 Estimated	2019-20 Recommended	2019-20 Adopted by the Board of Supervisors
1	2	3	4	5

#### 2710 PublicAuth Admin (IHSS)

Revenues				
Use of Money and Property	6,096	9,846	0	0
Intergovernmental Revenues	375,275	363,478	375,000	375,000
Miscellaneous Revenues	1,552	0	0	0
Other Financing Sources	1,843,170	2,548,862	2,612,725	2,612,725
<b>Total for: Revenues</b>	<b>2,226,093</b>	<b>2,922,186</b>	<b>2,987,725</b>	<b>2,987,725</b>
Expenditures/Appropriations				
Salary and Benefits	432,057	438,938	541,825	541,825
Services and Supplies	62,954	106,483	116,512	116,512
Support of Clients	1,846,890	1,844,111	2,261,000	2,261,000
Interfund Expense	68,388	68,388	68,388	68,388
<b>Total for: Expenditures/Appropriations</b>	<b>2,410,289</b>	<b>2,457,920</b>	<b>2,987,725</b>	<b>2,987,725</b>
<b>Net Cost:</b>	<b>184,196</b>	<b>(464,266)</b>	<b>0</b>	<b>0</b>

## County of Marin

### Special Districts and Other Agencies - Non Enterprise Financing Sources and Uses by Budget Unit by Object Fiscal Year 2019-20

Detail by Revenue Category and Expenditure Object	2017-18 Actual	2018-19 Estimated	2019-20 Recommended	2019-20 Adopted by the Board of Supervisors
1	2	3	4	5

#### 3010 Murray Park SMD

Revenues				
Taxes	99,537	103,032	103,466	103,466
Use of Money and Property	2,816	5,566	750	750
Intergovernmental Revenues	241	238	225	225
<b>Total for: Revenues</b>	<b>102,594</b>	<b>108,836</b>	<b>104,441</b>	<b>104,441</b>
Expenditures/Appropriations				
Services and Supplies	89,957	84,169	124,560	124,560
Interfund Expense	7,900	21,819	6,481	6,481
<b>Total for: Expenditures/Appropriations</b>	<b>97,857</b>	<b>105,988</b>	<b>131,041</b>	<b>131,041</b>
<b>Net Cost:</b>	<b>(4,737)</b>	<b>(2,848)</b>	<b>26,600</b>	<b>26,600</b>

## County of Marin

### Special Districts and Other Agencies - Non Enterprise Financing Sources and Uses by Budget Unit by Object Fiscal Year 2019-20

Detail by Revenue Category and Expenditure Object	2017-18 Actual	2018-19 Estimated	2019-20 Recommended	2019-20 Adopted by the Board of Supervisors
1	2	3	4	5

#### 3020 San Quentin SMD

Revenues				
Taxes	44,752	45,629	45,099	45,099
Use of Money and Property	2,025	3,969	500	500
Intergovernmental Revenues	96	93	100	100
Miscellaneous Revenues	0	0	0	0
<b>Total for: Revenues</b>	<b>46,873</b>	<b>49,691</b>	<b>45,699</b>	<b>45,699</b>
Expenditures/Appropriations				
Services and Supplies	63,839	15,038	78,000	78,000
Interfund Expense	4,103	13,498	7,462	7,462
<b>Total for: Expenditures/Appropriations</b>	<b>67,942</b>	<b>28,536</b>	<b>85,462</b>	<b>85,462</b>
<b>Net Cost:</b>	<b>21,069</b>	<b>(21,155)</b>	<b>39,763</b>	<b>39,763</b>

## County of Marin

### Special Districts and Other Agencies - Non Enterprise Financing Sources and Uses by Budget Unit by Object Fiscal Year 2019-20

Detail by Revenue Category and Expenditure Object	2017-18 Actual	2018-19 Estimated	2019-20 Recommended	2019-20 Adopted by the Board of Supervisors
1	2	3	4	5

**3030 CSA #1 Loma Verde**

Revenues				
Taxes	43,276	45,876	42,500	42,500
Use of Money and Property	3,474	7,104	261	261
Intergovernmental Revenues	196	193	205	205
<b>Total for: Revenues</b>	<b>46,946</b>	<b>53,173</b>	<b>42,966</b>	<b>42,966</b>
Expenditures/Appropriations				
Services and Supplies	3,120	1,607	70,500	70,500
Interfund Expense	7,497	7,246	7,517	7,517
<b>Total for: Expenditures/Appropriations</b>	<b>10,617</b>	<b>8,853</b>	<b>78,017</b>	<b>78,017</b>
<b>Net Cost:</b>	<b>(36,329)</b>	<b>(44,320)</b>	<b>35,051</b>	<b>35,051</b>

## County of Marin

### Special Districts and Other Agencies - Non Enterprise Financing Sources and Uses by Budget Unit by Object Fiscal Year 2019-20

Detail by Revenue Category and Expenditure Object	2017-18 Actual	2018-19 Estimated	2019-20 Recommended	2019-20 Adopted by the Board of Supervisors
1	2	3	4	5

**3040 CSA #6 Santa Venetia**

Revenues				
Taxes	215,863	227,710	209,984	209,984
Use of Money and Property	24,109	47,333	1,500	1,500
Intergovernmental Revenues	998	981	1,000	1,000
<b>Total for: Revenues</b>	<b>240,970</b>	<b>276,024</b>	<b>212,484</b>	<b>212,484</b>
Expenditures/Appropriations				
Services and Supplies	94,368	23,469	240,000	240,000
Interfund Expense	27,971	35,509	73,503	73,503
<b>Total for: Expenditures/Appropriations</b>	<b>122,339</b>	<b>58,978</b>	<b>313,503</b>	<b>313,503</b>
<b>Net Cost:</b>	<b>(118,631)</b>	<b>(217,046)</b>	<b>101,019</b>	<b>101,019</b>

## County of Marin

**Special Districts and Other Agencies - Non Enterprise  
 Financing Sources and Uses by Budget Unit by Object  
 Fiscal Year 2019-20**

Detail by Revenue Category and Expenditure Object 1	2017-18 Actual 2	2018-19 Estimated 3	2019-20 Recommended 4	2019-20 Adopted by the Board of Supervisors 5
--	------------------------	---------------------------	-----------------------------	--

**3050 CSA #9 Northbridge**

Revenues				
Taxes	18,537	19,420	18,959	18,959
Use of Money and Property	425	660	337	337
Intergovernmental Revenues	63	63	0	0
<b>Total for: Revenues</b>	<b>19,025</b>	<b>20,143</b>	<b>19,296</b>	<b>19,296</b>
Expenditures/Appropriations				
Services and Supplies	19,659	21,990	34,675	34,675
Interfund Expense	5,980	6,494	6,382	6,382
<b>Total for: Expenditures/Appropriations</b>	<b>25,639</b>	<b>28,484</b>	<b>41,057</b>	<b>41,057</b>
<b>Net Cost:</b>	<b>6,614</b>	<b>8,341</b>	<b>21,761</b>	<b>21,761</b>



## County of Marin

### Special Districts and Other Agencies - Non Enterprise Financing Sources and Uses by Budget Unit by Object Fiscal Year 2019-20

Detail by Revenue Category and Expenditure Object	2017-18 Actual	2018-19 Estimated	2019-20 Recommended	2019-20 Adopted by the Board of Supervisors
1	2	3	4	5

**3060 CSA#13MarinCoUpLucas**

Revenues				
Taxes	726,651	766,239	785,289	785,289
Use of Money and Property	7,179	14,422	3,010	3,010
Intergovernmental Revenues	2,604	2,594	2,500	2,500
Miscellaneous Revenues	1,600	0	0	0
<b>Total for: Revenues</b>	<b>738,034</b>	<b>783,255</b>	<b>790,799</b>	<b>790,799</b>
Expenditures/Appropriations				
Services and Supplies	668,127	677,443	875,000	875,000
Interfund Expense	7,639	14,980	14,327	14,327
<b>Total for: Expenditures/Appropriations</b>	<b>675,766</b>	<b>692,423</b>	<b>889,327</b>	<b>889,327</b>
<b>Net Cost:</b>	<b>(62,268)</b>	<b>(90,832)</b>	<b>98,528</b>	<b>98,528</b>

## County of Marin

### Special Districts and Other Agencies - Non Enterprise Financing Sources and Uses by Budget Unit by Object Fiscal Year 2019-20

Detail by Revenue Category and Expenditure Object	2017-18 Actual	2018-19 Estimated	2019-20 Recommended	2019-20 Adopted by the Board of Supervisors
1	2	3	4	5

**3070 CSA #14 Hmstd Valley**

Revenues				
Taxes	354,008	368,645	366,044	366,044
Use of Money and Property	5,901	9,736	4,894	4,894
Intergovernmental Revenues	850	839	400	400
Other Financing Sources	10,000	10,000	10,000	10,000
<b>Total for: Revenues</b>	<b>370,759</b>	<b>389,220</b>	<b>381,338</b>	<b>381,338</b>
Expenditures/Appropriations				
Services and Supplies	275,166	225,701	399,543	399,543
Capital Assets	0	0	0	0
Interfund Expense	6,593	10,775	17,030	17,030
Other Financing Uses	79,212	79,212	82,842	82,842
<b>Total for: Expenditures/Appropriations</b>	<b>360,971</b>	<b>315,688</b>	<b>499,415</b>	<b>499,415</b>
<b>Net Cost:</b>	<b>(9,788)</b>	<b>(73,532)</b>	<b>118,077</b>	<b>118,077</b>

## County of Marin

### Special Districts and Other Agencies - Non Enterprise Financing Sources and Uses by Budget Unit by Object Fiscal Year 2019-20

Detail by Revenue Category and Expenditure Object	2017-18 Actual	2018-19 Estimated	2019-20 Recommended	2019-20 Adopted by the Board of Supervisors
1	2	3	4	5

**3080 CSA #16 Greenbrae**

Revenues				
Taxes	282,940	289,324	289,060	289,060
Use of Money and Property	3,329	5,951	2,572	2,572
Intergovernmental Revenues	414	411	413	413
Miscellaneous Revenues	0	0	0	0
<b>Total for: Revenues</b>	<b>286,683</b>	<b>295,686</b>	<b>292,045</b>	<b>292,045</b>
Expenditures/Appropriations				
Services and Supplies	302,469	213,513	299,550	299,550
Capital Assets	0	0	0	0
Interfund Expense	23,085	25,487	25,132	25,132
<b>Total for: Expenditures/Appropriations</b>	<b>325,554</b>	<b>239,000</b>	<b>324,682</b>	<b>324,682</b>
<b>Net Cost:</b>	<b>38,871</b>	<b>(56,686)</b>	<b>32,637</b>	<b>32,637</b>

## County of Marin

### Special Districts and Other Agencies - Non Enterprise Financing Sources and Uses by Budget Unit by Object Fiscal Year 2019-20

Detail by Revenue Category and Expenditure Object	2017-18 Actual	2018-19 Estimated	2019-20 Recommended	2019-20 Adopted by the Board of Supervisors
1	2	3	4	5

**3090 CSA #17 Kentfield**

Revenues				
Taxes	795,158	829,571	797,000	797,000
Licenses, Permits and Franchises	0	1,098	0	0
Use of Money and Property	33,392	66,400	25,471	25,471
Intergovernmental Revenues	622	617	623	623
Charges for Current Services	0	0	0	0
Miscellaneous Revenues	3,699	0	0	0
<b>Total for: Revenues</b>	<b>832,871</b>	<b>897,686</b>	<b>823,094</b>	<b>823,094</b>
Expenditures/Appropriations				
Services and Supplies	355,478	330,177	1,197,000	1,197,000
Capital Assets	0	0	0	0
Interfund Expense	239,056	256,428	250,671	250,671
<b>Total for: Expenditures/Appropriations</b>	<b>594,534</b>	<b>586,605</b>	<b>1,447,671</b>	<b>1,447,671</b>
<b>Net Cost:</b>	<b>(238,337)</b>	<b>(311,081)</b>	<b>624,577</b>	<b>624,577</b>

## County of Marin

### Special Districts and Other Agencies - Non Enterprise Financing Sources and Uses by Budget Unit by Object Fiscal Year 2019-20

Detail by Revenue Category and Expenditure Object	2017-18 Actual	2018-19 Estimated	2019-20 Recommended	2019-20 Adopted by the Board of Supervisors
1	2	3	4	5

**3100 CSA #17 Police Svcs**

Revenues				
Taxes	201,365	206,676	215,800	215,800
Use of Money and Property	1,297	2,233	0	0
<b>Total for: Revenues</b>	<b>202,662</b>	<b>208,909</b>	<b>215,800</b>	<b>215,800</b>
Expenditures/Appropriations				
Interfund Expense	201,111	204,067	215,800	215,800
<b>Total for: Expenditures/Appropriations</b>	<b>201,111</b>	<b>204,067</b>	<b>215,800</b>	<b>215,800</b>
<b>Net Cost:</b>	<b>(1,551)</b>	<b>(4,842)</b>	<b>0</b>	<b>0</b>

## County of Marin

### Special Districts and Other Agencies - Non Enterprise Financing Sources and Uses by Budget Unit by Object Fiscal Year 2019-20

Detail by Revenue Category and Expenditure Object	2017-18 Actual	2018-19 Estimated	2019-20 Recommended	2019-20 Adopted by the Board of Supervisors
1	2	3	4	5

**3110 CSA #18GalnsVilgArea**

Revenues				
Taxes	159,897	168,729	168,571	168,571
Licenses, Permits and Franchises	0	66	0	0
Use of Money and Property	2,379	5,013	1,837	1,837
Intergovernmental Revenues	723	711	726	726
<b>Total for: Revenues</b>	<b>162,999</b>	<b>174,519</b>	<b>171,134</b>	<b>171,134</b>
Expenditures/Appropriations				
Services and Supplies	78,051	66,301	114,262	114,262
Capital Assets	0	0	0	0
Interfund Expense	55,157	57,223	58,108	58,108
<b>Total for: Expenditures/Appropriations</b>	<b>133,208</b>	<b>123,524</b>	<b>172,370</b>	<b>172,370</b>
<b>Net Cost:</b>	<b>(29,791)</b>	<b>(50,995)</b>	<b>1,236</b>	<b>1,236</b>

## County of Marin

### Special Districts and Other Agencies - Non Enterprise Financing Sources and Uses by Budget Unit by Object Fiscal Year 2019-20

Detail by Revenue Category and Expenditure Object	2017-18 Actual	2018-19 Estimated	2019-20 Recommended	2019-20 Adopted by the Board of Supervisors
1	2	3	4	5

**3120 CSA #19Fire ProtecSvc**

Revenues				
Taxes	2,620,649	2,798,653	2,708,486	2,708,486
Use of Money and Property	81,908	117,974	25,194	25,194
Intergovernmental Revenues	11,939	11,890	12,500	12,500
<b>Total for: Revenues</b>	<b>2,714,496</b>	<b>2,928,517</b>	<b>2,746,180</b>	<b>2,746,180</b>
Expenditures/Appropriations				
Services and Supplies	1,962,850	2,051,178	2,402,204	2,402,204
Capital Assets	2,158,166	2,398,682	0	0
Interfund Expense	272,876	344,041	341,178	341,178
<b>Total for: Expenditures/Appropriations</b>	<b>4,393,892</b>	<b>4,793,901</b>	<b>2,743,382</b>	<b>2,743,382</b>
<b>Net Cost:</b>	<b>1,679,396</b>	<b>1,865,384</b>	<b>(2,798)</b>	<b>(2,798)</b>

## County of Marin

### Special Districts and Other Agencies - Non Enterprise Financing Sources and Uses by Budget Unit by Object Fiscal Year 2019-20

Detail by Revenue Category and Expenditure Object	2017-18 Actual	2018-19 Estimated	2019-20 Recommended	2019-20 Adopted by the Board of Supervisors
1	2	3	4	5

**3130 CSA #20 IndianValley**

Revenues				
Taxes	12,611	13,287	13,177	13,177
Use of Money and Property	1,446	2,937	1,051	1,051
Intergovernmental Revenues	58	57	0	0
<b>Total for: Revenues</b>	<b>14,115</b>	<b>16,281</b>	<b>14,228</b>	<b>14,228</b>
Expenditures/Appropriations				
Services and Supplies	0	0	100,000	100,000
Capital Assets	0	0	0	0
Interfund Expense	84	0	0	0
<b>Total for: Expenditures/Appropriations</b>	<b>84</b>	<b>0</b>	<b>100,000</b>	<b>100,000</b>
<b>Net Cost:</b>	<b>(14,031)</b>	<b>(16,281)</b>	<b>85,772</b>	<b>85,772</b>



## County of Marin

### Special Districts and Other Agencies - Non Enterprise Financing Sources and Uses by Budget Unit by Object Fiscal Year 2019-20

Detail by Revenue Category and Expenditure Object	2017-18 Actual	2018-19 Estimated	2019-20 Recommended	2019-20 Adopted by the Board of Supervisors
1	2	3	4	5

**3140 CSA #27 RssVal'yPara**

Revenues				
Taxes	51,267	55,527	60,400	60,400
<b>Total for: Revenues</b>	<b>51,267</b>	<b>55,527</b>	<b>60,400</b>	<b>60,400</b>
Expenditures/Appropriations				
Interfund Expense	204	0	0	0
Other Financing Uses	51,267	55,119	59,600	59,600
<b>Total for: Expenditures/Appropriations</b>	<b>51,471</b>	<b>55,119</b>	<b>59,600</b>	<b>59,600</b>
<b>Net Cost:</b>	<b>204</b>	<b>(408)</b>	<b>(800)</b>	<b>(800)</b>

## County of Marin

### Special Districts and Other Agencies - Non Enterprise Financing Sources and Uses by Budget Unit by Object Fiscal Year 2019-20

Detail by Revenue Category and Expenditure Object	2017-18 Actual	2018-19 Estimated	2019-20 Recommended	2019-20 Adopted by the Board of Supervisors
1	2	3	4	5

**3150 CSA #28 WMarinParmed**

Revenues				
Taxes	375,893	375,797	435,200	435,200
Use of Money and Property	309	356	0	0
<b>Total for: Revenues</b>	<b>376,202</b>	<b>376,153</b>	<b>435,200</b>	<b>435,200</b>
Expenditures/Appropriations				
Interfund Expense	392,408	370,419	374,319	374,319
Transfers Out	0	0	0	0
<b>Total for: Expenditures/Appropriations</b>	<b>392,408</b>	<b>370,419</b>	<b>374,319</b>	<b>374,319</b>
<b>Net Cost:</b>	<b>16,206</b>	<b>(5,734)</b>	<b>(60,881)</b>	<b>(60,881)</b>

## County of Marin

### Special Districts and Other Agencies - Non Enterprise Financing Sources and Uses by Budget Unit by Object Fiscal Year 2019-20

Detail by Revenue Category and Expenditure Object	2017-18 Actual	2018-19 Estimated	2019-20 Recommended	2019-20 Adopted by the Board of Supervisors
1	2	3	4	5

**3160 CSA #29 Paradise Cay**

Revenues				
Taxes	203,740	209,860	161,805	161,805
Use of Money and Property	6,264	14,154	500	500
<b>Total for: Revenues</b>	<b>210,004</b>	<b>224,014</b>	<b>162,305</b>	<b>162,305</b>
Expenditures/Appropriations				
Services and Supplies	645	93,520	811,000	811,000
Capital Assets	0	0	0	0
Interfund Expense	16,470	16,630	66,175	66,175
<b>Total for: Expenditures/Appropriations</b>	<b>17,115</b>	<b>110,150</b>	<b>877,175</b>	<b>877,175</b>
<b>Net Cost:</b>	<b>(192,889)</b>	<b>(113,864)</b>	<b>714,870</b>	<b>714,870</b>

## County of Marin

### Special Districts and Other Agencies - Non Enterprise Financing Sources and Uses by Budget Unit by Object Fiscal Year 2019-20

Detail by Revenue Category and Expenditure Object	2017-18 Actual	2018-19 Estimated	2019-20 Recommended	2019-20 Adopted by the Board of Supervisors
1	2	3	4	5

**3170 CSA #31 Co Fire**

Revenues				
Taxes	524,138	523,103	607,000	607,000
Use of Money and Property	373	421	0	0
<b>Total for: Revenues</b>	<b>524,511</b>	<b>523,524</b>	<b>607,000</b>	<b>607,000</b>
Expenditures/Appropriations				
Interfund Expense	548,000	514,535	533,617	533,617
Transfers Out	0	0	0	0
<b>Total for: Expenditures/Appropriations</b>	<b>548,000</b>	<b>514,535</b>	<b>533,617</b>	<b>533,617</b>
<b>Net Cost:</b>	<b>23,489</b>	<b>(8,989)</b>	<b>(73,383)</b>	<b>(73,383)</b>

## County of Marin

### Special Districts and Other Agencies - Non Enterprise Financing Sources and Uses by Budget Unit by Object Fiscal Year 2019-20

Detail by Revenue Category and Expenditure Object	2017-18 Actual	2018-19 Estimated	2019-20 Recommended	2019-20 Adopted by the Board of Supervisors
1	2	3	4	5

**3180 CSA #33 Stnsn Bch**

Revenues				
Taxes	13,020	13,005	14,189	14,189
Use of Money and Property	395	930	295	295
Miscellaneous Revenues	0	0	0	0
Other Financing Sources	15,000	15,000	15,000	15,000
<b>Total for: Revenues</b>	<b>28,415</b>	<b>28,935</b>	<b>29,484</b>	<b>29,484</b>
Expenditures/Appropriations				
Services and Supplies	20,068	17,819	30,580	30,580
Capital Assets	0	0	0	0
Interfund Expense	5,931	6,627	6,844	6,844
<b>Total for: Expenditures/Appropriations</b>	<b>25,999</b>	<b>24,446</b>	<b>37,424</b>	<b>37,424</b>
<b>Net Cost:</b>	<b>(2,416)</b>	<b>(4,489)</b>	<b>7,940</b>	<b>7,940</b>

## County of Marin

### Special Districts and Other Agencies - Non Enterprise Financing Sources and Uses by Budget Unit by Object Fiscal Year 2019-20

Detail by Revenue Category and Expenditure Object	2017-18 Actual	2018-19 Estimated	2019-20 Recommended	2019-20 Adopted by the Board of Supervisors
1	2	3	4	5

#### 3190 Marin Co Lighting

Revenues				
Taxes	942,814	998,640	952,939	952,939
Use of Money and Property	26,309	56,260	15,000	15,000
Intergovernmental Revenues	3,472	3,447	3,541	3,541
Miscellaneous Revenues	150	0	150	150
<b>Total for: Revenues</b>	<b>972,745</b>	<b>1,058,347</b>	<b>971,630</b>	<b>971,630</b>
Expenditures/Appropriations				
Services and Supplies	127,462	278,561	220,000	220,000
Capital Assets	0	0	75,000	75,000
Interfund Expense	381,358	695,655	665,337	665,337
Other Financing Uses	50,528	50,528	50,528	50,528
Transfers Out	0	22,000	25,000	25,000
<b>Total for: Expenditures/Appropriations</b>	<b>559,348</b>	<b>1,046,744</b>	<b>1,035,865</b>	<b>1,035,865</b>
<b>Net Cost:</b>	<b>(413,397)</b>	<b>(11,603)</b>	<b>64,235</b>	<b>64,235</b>

## County of Marin

### Special Districts and Other Agencies - Non Enterprise Financing Sources and Uses by Budget Unit by Object Fiscal Year 2019-20

Detail by Revenue Category and Expenditure Object	2017-18 Actual	2018-19 Estimated	2019-20 Recommended	2019-20 Adopted by the Board of Supervisors
1	2	3	4	5

#### 3200 RushCrkLight&Landscp

Revenues				
Taxes	84,283	84,283	84,283	84,283
Use of Money and Property	1,909	3,336	1,479	1,479
<b>Total for: Revenues</b>	<b>86,192</b>	<b>87,619</b>	<b>85,762</b>	<b>85,762</b>
Expenditures/Appropriations				
Services and Supplies	74,788	56,523	73,000	73,000
Capital Assets	0	0	0	0
Interfund Expense	34,947	35,322	35,709	35,709
<b>Total for: Expenditures/Appropriations</b>	<b>109,735</b>	<b>91,845</b>	<b>108,709</b>	<b>108,709</b>
<b>Net Cost:</b>	<b>23,543</b>	<b>4,226</b>	<b>22,947</b>	<b>22,947</b>

## County of Marin

### Special Districts and Other Agencies - Non Enterprise Financing Sources and Uses by Budget Unit by Object Fiscal Year 2019-20

Detail by Revenue Category and Expenditure Object	2017-18 Actual	2018-19 Estimated	2019-20 Recommended	2019-20 Adopted by the Board of Supervisors
1	2	3	4	5

**3210 FCZ #1 Novato**

Revenues				
Taxes	2,636,258	2,767,912	2,741,000	2,741,000
Use of Money and Property	48,240	97,919	4,500	4,500
Intergovernmental Revenues	129,648	60,899	10,000	10,000
Miscellaneous Revenues	0	250	0	0
<b>Total for: Revenues</b>	<b>2,814,146</b>	<b>2,926,980</b>	<b>2,755,500</b>	<b>2,755,500</b>
Expenditures/Appropriations				
Services and Supplies	798,735	1,035,258	5,511,545	5,511,545
Capital Assets	0	0	0	0
Intrafund Expense	0	0	0	0
Interfund Expense	989,590	1,044,443	1,008,112	1,008,112
Other Financing Uses	0	0	99,760	99,760
<b>Total for: Expenditures/Appropriations</b>	<b>1,788,325</b>	<b>2,079,701</b>	<b>6,619,417</b>	<b>6,619,417</b>
<b>Net Cost:</b>	<b>(1,025,821)</b>	<b>(847,279)</b>	<b>3,863,917</b>	<b>3,863,917</b>



## County of Marin

### Special Districts and Other Agencies - Non Enterprise Financing Sources and Uses by Budget Unit by Object Fiscal Year 2019-20

Detail by Revenue Category and Expenditure Object	2017-18 Actual	2018-19 Estimated	2019-20 Recommended	2019-20 Adopted by the Board of Supervisors
1	2	3	4	5

**3220 FCZ #3 RichardsonBay**

Revenues				
Taxes	1,985,358	2,120,782	2,134,994	2,134,994
Use of Money and Property	92,451	187,939	33,500	33,500
Intergovernmental Revenues	8,913	8,848	9,000	9,000
Miscellaneous Revenues	46,033	19,851	900	900
<b>Total for: Revenues</b>	<b>2,132,755</b>	<b>2,337,420</b>	<b>2,178,394</b>	<b>2,178,394</b>
Expenditures/Appropriations				
Services and Supplies	803,913	464,327	2,670,000	2,670,000
Capital Assets	0	0	0	0
Interfund Expense	518,085	484,022	948,943	948,943
Other Financing Uses	0	0	0	0
<b>Total for: Expenditures/Appropriations</b>	<b>1,321,998</b>	<b>948,349</b>	<b>3,618,943</b>	<b>3,618,943</b>
<b>Net Cost:</b>	<b>(810,757)</b>	<b>(1,389,071)</b>	<b>1,440,549</b>	<b>1,440,549</b>

## County of Marin

**Special Districts and Other Agencies - Non Enterprise  
 Financing Sources and Uses by Budget Unit by Object  
 Fiscal Year 2019-20**

Detail by Revenue Category and Expenditure Object	2017-18 Actual	2018-19 Estimated	2019-20 Recommended	2019-20 Adopted by the Board of Supervisors
1	2	3	4	5

**3230 FCZ #4 Bel Aire**

Revenues				
Taxes	770,733	801,227	790,243	790,243
Use of Money and Property	28,859	58,207	1,600	1,600
Intergovernmental Revenues	3,453	3,347	3,300	3,300
Charges for Current Services	0	0	0	0
Miscellaneous Revenues	0	460	0	0
<b>Total for: Revenues</b>	<b>803,045</b>	<b>863,241</b>	<b>795,143</b>	<b>795,143</b>
Expenditures/Appropriations				
Services and Supplies	383,713	594,675	317,200	317,200
Interfund Expense	272,015	395,854	554,055	554,055
Other Financing Uses	0	0	225,000	225,000
<b>Total for: Expenditures/Appropriations</b>	<b>655,728</b>	<b>990,529</b>	<b>1,096,255</b>	<b>1,096,255</b>
<b>Net Cost:</b>	<b>(147,317)</b>	<b>127,288</b>	<b>301,112</b>	<b>301,112</b>

## County of Marin

### Special Districts and Other Agencies - Non Enterprise Financing Sources and Uses by Budget Unit by Object Fiscal Year 2019-20

Detail by Revenue Category and Expenditure Object	2017-18 Actual	2018-19 Estimated	2019-20 Recommended	2019-20 Adopted by the Board of Supervisors
1	2	3	4	5

**3240 FCZ #4AStrwbryCircle**

Revenues				
Taxes	6,104	6,104	6,854	6,854
Use of Money and Property	271	592	15	15
<b>Total for: Revenues</b>	<b>6,375</b>	<b>6,696</b>	<b>6,869</b>	<b>6,869</b>
Expenditures/Appropriations				
Services and Supplies	2,545	2,000	17,600	17,600
Interfund Expense	0	0	10,000	10,000
<b>Total for: Expenditures/Appropriations</b>	<b>2,545</b>	<b>2,000</b>	<b>27,600</b>	<b>27,600</b>
<b>Net Cost:</b>	<b>(3,830)</b>	<b>(4,696)</b>	<b>20,731</b>	<b>20,731</b>

## County of Marin

### Special Districts and Other Agencies - Non Enterprise Financing Sources and Uses by Budget Unit by Object Fiscal Year 2019-20

Detail by Revenue Category and Expenditure Object	2017-18 Actual	2018-19 Estimated	2019-20 Recommended	2019-20 Adopted by the Board of Supervisors
1	2	3	4	5

**3250 FCZ #5 Stnsn Bch**

Revenues				
Taxes	86,994	93,084	92,855	92,855
Use of Money and Property	2,843	5,598	0	0
Intergovernmental Revenues	393	392	375	375
<b>Total for: Revenues</b>	<b>90,230</b>	<b>99,074</b>	<b>93,230</b>	<b>93,230</b>
Expenditures/Appropriations				
Services and Supplies	23,676	56,964	45,672	45,672
Capital Assets	0	0	0	0
Interfund Expense	44,555	38,744	37,512	37,512
<b>Total for: Expenditures/Appropriations</b>	<b>68,231</b>	<b>95,708</b>	<b>83,184</b>	<b>83,184</b>
<b>Net Cost:</b>	<b>(21,999)</b>	<b>(3,366)</b>	<b>(10,046)</b>	<b>(10,046)</b>

## County of Marin

### Special Districts and Other Agencies - Non Enterprise Financing Sources and Uses by Budget Unit by Object Fiscal Year 2019-20

Detail by Revenue Category and Expenditure Object	2017-18 Actual	2018-19 Estimated	2019-20 Recommended	2019-20 Adopted by the Board of Supervisors
1	2	3	4	5

**3260 FCZ #6 SnRf'IMeadows**

Revenues				
Taxes	38,437	40,746	40,409	40,409
Use of Money and Property	4,581	8,524	0	0
Intergovernmental Revenues	163	162	166	166
<b>Total for: Revenues</b>	<b>43,181</b>	<b>49,432</b>	<b>40,575</b>	<b>40,575</b>
Expenditures/Appropriations				
Services and Supplies	0	43,759	20,090	20,090
Interfund Expense	13,785	23,343	24,063	24,063
<b>Total for: Expenditures/Appropriations</b>	<b>13,785</b>	<b>67,102</b>	<b>44,153</b>	<b>44,153</b>
<b>Net Cost:</b>	<b>(29,396)</b>	<b>17,670</b>	<b>3,578</b>	<b>3,578</b>

## County of Marin

**Special Districts and Other Agencies - Non Enterprise  
 Financing Sources and Uses by Budget Unit by Object  
 Fiscal Year 2019-20**

Detail by Revenue Category and Expenditure Object	2017-18 Actual	2018-19 Estimated	2019-20 Recommended	2019-20 Adopted by the Board of Supervisors
1	2	3	4	5

**3270 FCZ #7 Santa Venetia**

Revenues				
Taxes	487,289	507,962	502,000	502,000
Use of Money and Property	6,320	14,898	0	0
Intergovernmental Revenues	4,429	1,067	1,100	1,100
<b>Total for: Revenues</b>	<b>498,038</b>	<b>523,927</b>	<b>503,100</b>	<b>503,100</b>
Expenditures/Appropriations				
Services and Supplies	194,666	125,914	553,000	553,000
Interfund Expense	143,555	225,809	416,711	416,711
<b>Total for: Expenditures/Appropriations</b>	<b>338,221</b>	<b>351,723</b>	<b>969,711</b>	<b>969,711</b>
<b>Net Cost:</b>	<b>(159,817)</b>	<b>(172,204)</b>	<b>466,611</b>	<b>466,611</b>

## County of Marin

### Special Districts and Other Agencies - Non Enterprise Financing Sources and Uses by Budget Unit by Object Fiscal Year 2019-20

Detail by Revenue Category and Expenditure Object	2017-18 Actual	2018-19 Estimated	2019-20 Recommended	2019-20 Adopted by the Board of Supervisors
1	2	3	4	5

**3280 FCZ #9ARssVlyCrteMad**

Revenues				
Use of Money and Property	2,432	4,419	1,000	1,000
<b>Total for: Revenues</b>	<b>2,432</b>	<b>4,419</b>	<b>1,000</b>	<b>1,000</b>
Expenditures/Appropriations				
Services and Supplies	0	0	237,001	237,001
Interfund Expense	13,236	0	0	0
<b>Total for: Expenditures/Appropriations</b>	<b>13,236</b>	<b>0</b>	<b>237,001</b>	<b>237,001</b>
<b>Net Cost:</b>	<b>10,804</b>	<b>(4,419)</b>	<b>236,001</b>	<b>236,001</b>

## County of Marin

### Special Districts and Other Agencies - Non Enterprise Financing Sources and Uses by Budget Unit by Object Fiscal Year 2019-20

Detail by Revenue Category and Expenditure Object	2017-18 Actual	2018-19 Estimated	2019-20 Recommended	2019-20 Adopted by the Board of Supervisors
1	2	3	4	5

#### 3290 FCZ #9 Ross Valley

Revenues				
Taxes	2,729,118	2,809,916	2,730,300	2,730,300
Licenses, Permits and Franchises	0	0	0	0
Use of Money and Property	71,196	203,313	7,253	7,253
Intergovernmental Revenues	1,049,922	189,741	1,025	1,025
Miscellaneous Revenues	7,999	1,499	0	0
Other Financing Sources	891,320	0	0	0
<b>Total for: Revenues</b>	<b>4,749,555</b>	<b>3,204,469</b>	<b>2,738,578</b>	<b>2,738,578</b>
Expenditures/Appropriations				
Services and Supplies	2,285,519	1,878,695	6,886,341	6,886,341
Capital Assets	83,330	1,717,104	350,000	350,000
Interfund Expense	1,600,032	1,263,349	1,533,628	1,533,628
<b>Total for: Expenditures/Appropriations</b>	<b>3,968,881</b>	<b>4,859,148</b>	<b>8,769,969</b>	<b>8,769,969</b>
<b>Net Cost:</b>	<b>(780,674)</b>	<b>1,654,679</b>	<b>6,031,391</b>	<b>6,031,391</b>



## County of Marin

**Special Districts and Other Agencies - Non Enterprise  
 Financing Sources and Uses by Budget Unit by Object  
 Fiscal Year 2019-20**

Detail by Revenue Category and Expenditure Object	2017-18 Actual	2018-19 Estimated	2019-20 Recommended	2019-20 Adopted by the Board of Supervisors
1	2	3	4	5

**3300 FCZ #10 Inverness**

Revenues				
Use of Money and Property	432	741	20	20
<b>Total for: Revenues</b>	<b>432</b>	<b>741</b>	<b>20</b>	<b>20</b>
Expenditures/Appropriations				
Services and Supplies	4,637	0	12,350	12,350
Interfund Expense	2,236	38	146	146
<b>Total for: Expenditures/Appropriations</b>	<b>6,873</b>	<b>38</b>	<b>12,496</b>	<b>12,496</b>
<b>Net Cost:</b>	<b>6,441</b>	<b>(703)</b>	<b>12,476</b>	<b>12,476</b>

## County of Marin

### Special Districts and Other Agencies - Non Enterprise Financing Sources and Uses by Budget Unit by Object Fiscal Year 2019-20

Detail by Revenue Category and Expenditure Object	2017-18 Actual	2018-19 Estimated	2019-20 Recommended	2019-20 Adopted by the Board of Supervisors
1	2	3	4	5

#### 3310 Bolinas HighlandsPRD

Revenues				
Taxes	11,338	11,682	10,528	10,528
Use of Money and Property	888	1,808	64	64
Intergovernmental Revenues	52	50	44	44
<b>Total for: Revenues</b>	<b>12,278</b>	<b>13,540</b>	<b>10,636</b>	<b>10,636</b>
Expenditures/Appropriations				
Services and Supplies	0	97,500	15,000	15,000
Interfund Expense	0	22	23	23
<b>Total for: Expenditures/Appropriations</b>	<b>0</b>	<b>97,522</b>	<b>15,023</b>	<b>15,023</b>
<b>Net Cost:</b>	<b>(12,278)</b>	<b>83,982</b>	<b>4,387</b>	<b>4,387</b>

## County of Marin

### Special Districts and Other Agencies - Non Enterprise Financing Sources and Uses by Budget Unit by Object Fiscal Year 2019-20

Detail by Revenue Category and Expenditure Object	2017-18 Actual	2018-19 Estimated	2019-20 Recommended	2019-20 Adopted by the Board of Supervisors
1	2	3	4	5

**3320 Monte Cristo PRD**

Revenues				
Taxes	5,719	11,049	5,404	5,404
Use of Money and Property	916	1,373	84	84
Intergovernmental Revenues	26	26	26	26
<b>Total for: Revenues</b>	<b>6,661</b>	<b>12,448</b>	<b>5,514</b>	<b>5,514</b>
Expenditures/Appropriations				
Services and Supplies	0	44,900	65,000	65,000
Interfund Expense	0	0	0	0
<b>Total for: Expenditures/Appropriations</b>	<b>0</b>	<b>44,900</b>	<b>65,000</b>	<b>65,000</b>
<b>Net Cost:</b>	<b>(6,661)</b>	<b>32,452</b>	<b>59,486</b>	<b>59,486</b>

## County of Marin

### Special Districts and Other Agencies - Non Enterprise Financing Sources and Uses by Budget Unit by Object Fiscal Year 2019-20

Detail by Revenue Category and Expenditure Object	2017-18 Actual	2018-19 Estimated	2019-20 Recommended	2019-20 Adopted by the Board of Supervisors
1	2	3	4	5

**3330 Inverness Div #2 PRD**

Revenues				
Taxes	3,912	4,026	3,660	3,660
Use of Money and Property	432	681	36	36
Intergovernmental Revenues	18	17	18	18
<b>Total for: Revenues</b>	<b>4,362</b>	<b>4,724</b>	<b>3,714</b>	<b>3,714</b>
Expenditures/Appropriations				
Services and Supplies	4,991	18,097	23,000	23,000
<b>Total for: Expenditures/Appropriations</b>	<b>4,991</b>	<b>18,097</b>	<b>23,000</b>	<b>23,000</b>
<b>Net Cost:</b>	<b>629</b>	<b>13,373</b>	<b>19,286</b>	<b>19,286</b>

## County of Marin

### Special Districts and Other Agencies - Non Enterprise Financing Sources and Uses by Budget Unit by Object Fiscal Year 2019-20

Detail by Revenue Category and Expenditure Object	2017-18 Actual	2018-19 Estimated	2019-20 Recommended	2019-20 Adopted by the Board of Supervisors
1	2	3	4	5

**3340 Mt ViewAveLagntasPRD**

Revenues				
Taxes	2,650	2,833	2,542	2,542
Use of Money and Property	103	239	0	0
Intergovernmental Revenues	12	12	0	0
<b>Total for: Revenues</b>	<b>2,765</b>	<b>3,084</b>	<b>2,542</b>	<b>2,542</b>
Expenditures/Appropriations				
Services and Supplies	0	0	10,000	10,000
Interfund Expense	0	0	0	0
<b>Total for: Expenditures/Appropriations</b>	<b>0</b>	<b>0</b>	<b>10,000</b>	<b>10,000</b>
<b>Net Cost:</b>	<b>(2,765)</b>	<b>(3,084)</b>	<b>7,458</b>	<b>7,458</b>

## County of Marin

### Special Districts and Other Agencies - Non Enterprise Financing Sources and Uses by Budget Unit by Object Fiscal Year 2019-20

Detail by Revenue Category and Expenditure Object	2017-18 Actual	2018-19 Estimated	2019-20 Recommended	2019-20 Adopted by the Board of Supervisors
1	2	3	4	5

#### 3350 Paradise Estates PRD

Revenues				
Taxes	47,404	51,240	51,040	51,040
Use of Money and Property	2,377	3,669	84	84
Intergovernmental Revenues	218	220	235	235
<b>Total for: Revenues</b>	<b>49,999</b>	<b>55,129</b>	<b>51,359</b>	<b>51,359</b>
Expenditures/Appropriations				
Services and Supplies	45,962	179,973	100,000	100,000
Interfund Expense	75	1,499	976	976
<b>Total for: Expenditures/Appropriations</b>	<b>46,037</b>	<b>181,472</b>	<b>100,976</b>	<b>100,976</b>
<b>Net Cost:</b>	<b>(3,962)</b>	<b>126,343</b>	<b>49,617</b>	<b>49,617</b>

## County of Marin

### Special Districts and Other Agencies - Non Enterprise Financing Sources and Uses by Budget Unit by Object Fiscal Year 2019-20

Detail by Revenue Category and Expenditure Object	2017-18 Actual	2018-19 Estimated	2019-20 Recommended	2019-20 Adopted by the Board of Supervisors
1	2	3	4	5

**3360 Madrone ParkCrclePRD**

<b>Revenues</b>				
Use of Money and Property	3	6	0	0
<b>Total for: Revenues</b>	<b>3</b>	<b>6</b>	<b>0</b>	<b>0</b>
<b>Net Cost:</b>	<b>(3)</b>	<b>(6)</b>	<b>0</b>	<b>0</b>

## County of Marin

### Special Districts and Other Agencies - Non Enterprise Financing Sources and Uses by Budget Unit by Object Fiscal Year 2019-20

Detail by Revenue Category and Expenditure Object	2017-18 Actual	2018-19 Estimated	2019-20 Recommended	2019-20 Adopted by the Board of Supervisors
1	2	3	4	5

**3400 Law Library BP6322.1**

Revenues				
Use of Money and Property	3,367	5,031	3,500	3,500
Intergovernmental Revenues	173,090	170,059	161,623	161,623
Charges for Current Services	7,872	85,810	7,250	7,250
Miscellaneous Revenues	2,034	932	2,030	2,030
Other Financing Sources	3,000	0	0	0
<b>Total for: Revenues</b>	<b>189,363</b>	<b>261,832</b>	<b>174,403</b>	<b>174,403</b>
Expenditures/Appropriations				
Salary and Benefits	90,240	100,154	104,810	104,810
Services and Supplies	113,109	119,641	95,275	95,275
<b>Total for: Expenditures/Appropriations</b>	<b>203,349</b>	<b>219,795</b>	<b>200,085</b>	<b>200,085</b>
<b>Net Cost:</b>	<b>13,986</b>	<b>(42,037)</b>	<b>25,682</b>	<b>25,682</b>



## County of Marin

### Special Districts and Other Agencies - Non Enterprise Financing Sources and Uses by Budget Unit by Object Fiscal Year 2019-20

Detail by Revenue Category and Expenditure Object	2017-18 Actual	2018-19 Estimated	2019-20 Recommended	2019-20 Adopted by the Board of Supervisors
1	2	3	4	5

**3410 CSA 17 License Plate Readers**

Revenues				
Taxes	4,914	4,896	6,237	6,237
Use of Money and Property	483	209	0	0
<b>Total for: Revenues</b>	<b>5,397</b>	<b>5,105</b>	<b>6,237</b>	<b>6,237</b>
Expenditures/Appropriations				
Services and Supplies	38,889	11,059	6,237	6,237
Interfund Expense	0	0	0	0
<b>Total for: Expenditures/Appropriations</b>	<b>38,889</b>	<b>11,059</b>	<b>6,237</b>	<b>6,237</b>
<b>Net Cost:</b>	<b>33,492</b>	<b>5,954</b>	<b>0</b>	<b>0</b>

# *Supplemental Information*

---

## DIRECTORY OF MARIN COUNTY OFFICIALS

**BOARD OF SUPERVISORS:** Regular sessions of the Board of Supervisors: Every Tuesday at 9:00 A.M. (holidays excepted).

### ELECTED OFFICIALS

Assessor-Recorder-County Clerk, Civic Center, San Rafael	Shelly Scott
Board of Supervisors, Civic Center, San Rafael	
First District – San Rafael & Las Gallinas Valley	Damon Connolly
Second District – Ross Valley	Katie Rice
Third District – Southern Marin	Kathrin Sears
Fourth District – San Rafael, Larkspur, Corte Madera, San Geronimo Valley & West Marin	Dennis Rodoni
Fifth District – Northern Marin	Judy Arnold
District Attorney, Hall of Justice, San Rafael	Lori Frugoli
Sheriff-Coroner, 1600 Los Gamos Drive, Suite 200, San Rafael	Robert T. Doyle

### APPOINTED OFFICIALS (by the Board of Supervisors)

Administrator, Civic Center, San Rafael	Matthew H. Hymel
Agricultural Commissioner/Weights & Measures, 1682 Novato Blvd., Novato	Stacy K. Carlsen
Chief Probation Officer, Hall of Justice, San Rafael	Michael Daly
Director of Child Support Services, 88 Rowland Way, Suite 200, Novato	Jill K. Francis
County Counsel, Civic Center, San Rafael	Brian Washington
Director of Cultural Services, Marin Center, San Rafael	Gabriella Calicchio
Director of Community Development, Civic Center, San Rafael	Brian Crawford
Director of Finance, Civic Center, San Rafael	Roy Given, CPA
Director of Health & Human Services, 20 N. San Pedro Road, San Rafael	Benita McLarin
Director of Library Services, Civic Center, San Rafael	Sara Jones
Parks Director and Open Space General Manager, Civic Center, San Rafael	Max Korten
Director of Public Works, County Road Commissioner, County Engineer and Purchasing Agent	Raul M. Rojas
Farm Advisor/U.C. Cooperative Extension, 1682 Novato Blvd., Novato	David Lewis
Fire Chief, 33 Castle Rock Avenue, Woodacre	Jason Weber
Public Defender, Hall of Justice, San Rafael	Jose H. Varela
Registrar of Voters, Hall of Justice, San Rafael	Lynda Roberts

### APPOINTED OFFICIALS (by County Administrator)

Director of Human Resources, Civic Center, San Rafael	Mary Hao
Chief Information Officer, 1600 Los Gamos, San Rafael	Liza Massey

### APPOINTED OFFICIALS (by Marin County Employees' Retirement Association)

Retirement Administrator, One McInnis Parkway, San Rafael	Jeff Wickman
---	--------------

**TRENDS RELATING TO PROPERTY TAXES COUNTY FUNDS ONLY**  
(Countywide Tax Base)

<b>BUDGET REQUIREMENTS</b>		
<u>Fiscal Year</u>	<u>Amount</u>	<u>Percent Change</u>
2001-02	\$309,204,030	11.5%
2002-03	\$321,083,110	3.8%
2003-04	\$323,776,012	0.8%
2004-05	\$340,187,339	5.1%
2005-06	\$374,447,391	10.1%
2006-07	\$384,950,843	2.8%
2007-08	\$429,154,849	11.5%
2008-09	\$435,125,293	1.4%
2009-10	\$452,095,401	3.9%
2010-11	\$457,669,548	1.2%
2011-12	\$503,104,380	9.9%
2012-13	\$517,821,148	2.9%
2013-14	\$543,440,350	4.9%
2014-15	\$580,236,145	6.8%
2015-16	\$620,792,535	7.0%
2016-17	\$678,324,696	9.3%
2017-18	\$695,451,416	2.5%
2018-19	\$724,945,087	4.2%
2019-20	\$775,879,462	7.0%

<b>CURRENT SECURED PROPERTY TAX</b>		
<u>Fiscal Year</u>	<u>Amount</u>	<u>Percent Change</u>
2001-02	\$55,491,968	10.7%
2002-03	\$60,069,631	8.2%
2003-04	\$64,058,933	6.6%
2004-05	\$68,627,502	7.1%
2005-06	\$74,659,048	8.8%
2006-07	\$81,883,850	9.7%
2007-08	\$86,887,914	6.1%
2008-09	\$91,232,310	5.0%
2009-10	\$92,323,563	1.2%
2010-11	\$91,498,993	-0.9%
2011-12	\$92,208,016	0.8%
2012-13	\$93,184,174	1.1%
2013-14	\$96,896,989	4.0%
2014-15	\$102,660,844	5.9%
2015-16	\$110,123,652	7.3%
2016-17	\$117,332,593	6.5%
2017-18	\$123,668,404	5.4%
2018-19	\$130,570,490	5.6%
2019-20	\$130,570,490	0.0%

2019-20 Current Secured Property Tax Estimated Due to Publishing Deadline

<b>POPULATION LESS EXCLUSIONS</b>		
<u>Fiscal Year</u>	<u>Amount</u>	<u>Percent Change</u>
2001-02	243,954	0.6%
2002-03	243,439	-0.2%
2003-04	243,689	0.1%
2004-05	249,230	2.3%
2005-06	245,772	-1.4%
2006-07	246,930	0.5%
2007-08	250,717	1.5%
2008-09	252,146	0.6%
2009-10	253,287	0.5%
2010-11	255,630	0.9%
2011-12	249,065	-2.6%
2012-13	250,024	0.4%
2013-14	249,652	-0.1%
2014-15	251,401	0.7%
2015-16	254,558	1.3%
2016-17	258,318	1.5%
2017-18	259,541	0.5%
2018-19	259,649	0.0%
2019-20	258,540	-0.4%

<b>TAX RATE PER \$100.00</b>		
<u>Fiscal Year</u>	<u>AB 8 Factor</u>	
2001-02	1.0000000	0.1686
2002-03	1.0000000	0.1680
2003-04	1.0000000	0.1690
2004-05	1.0000000	0.1686
2005-06	1.0000000	0.1687
2006-07	1.0000000	0.1685
2007-08	1.0000000	0.1688
2008-09	1.0000000	0.1688
2009-10	1.0000000	0.1685
2010-11	1.0000000	0.1692
2011-12	1.0000000	0.1693
2012-13	1.0000000	0.1696
2013-14	1.0000000	0.1697
2014-15	1.0000000	0.1697
2015-16	1.0000000	0.1698
2016-17	1.0000000	0.1700
2017-18	1.0000000	0.1701
2018-19	1.0000000	0.1702
2019-20	1.0000000	0.1702

2019-20 AB 8 Factor Estimated Due to Publishing Deadline

<b>ASSESSED VALUATION</b>		
<u>Fiscal Year</u>	<u>Amount</u>	<u>Percent Change</u>
2001-02	\$34,055,700,615	9.9%
2002-03	\$36,476,176,552	7.1%
2003-04	\$39,042,371,722	7.0%
2004-05	\$41,753,312,966	6.9%
2005-06	\$45,413,174,174	8.8%
2006-07	\$49,262,013,740	8.5%
2007-08	\$52,553,946,565	6.7%
2008-09	\$55,560,013,363	5.7%
2009-10	\$56,084,739,167	0.9%
2010-11	\$55,379,207,012	-1.3%
2011-12	\$55,768,316,854	0.7%
2012-13	\$56,237,453,658	0.8%
2013-14	\$58,405,109,043	3.9%
2014-15	\$61,835,112,038	5.9%
2015-16	\$66,207,429,352	7.1%
2016-17	\$70,800,436,500	6.9%
2017-18	\$74,528,236,959	5.3%
2018-19	\$78,554,486,925	5.4%
2019-20	\$82,516,667,278	5.0%

<b>PER CAPITA</b>		
	<u>Taxes</u>	<u>Budget</u>
2001-02	\$227.47	\$1,267.47
2002-03	\$246.75	\$1,318.95
2003-04	\$262.87	\$1,328.64
2004-05	\$275.36	\$1,364.95
2005-06	\$303.77	\$1,523.56
2006-07	\$331.61	\$1,558.95
2007-08	\$346.56	\$1,711.71
2008-09	\$361.82	\$1,725.69
2009-10	\$364.50	\$1,784.91
2010-11	\$357.94	\$1,790.36
2011-12	\$370.22	\$1,790.36
2012-13	\$372.70	\$2,019.97
2013-14	\$373.26	\$2,176.79
2014-15	\$385.43	\$2,308.01
2015-16	\$403.29	\$2,438.71
2016-17	\$454.22	\$2,625.93
2017-18	\$476.49	\$2,679.54
2018-19	\$502.87	\$2,792.02
2013-20	\$505.03	\$3,001.00

<b>Class # Position Name</b>	<b>FY 2017-18 Final</b>	<b>FY 2018-19 Modified</b>	<b>FY 2019-20 Proposed</b>
<b>AGRICULTURE, WEIGHTS AND MEASURES</b>			
0319 Administrative Services Associate	1.00	1.00	1.00
0826 Ag/Weights & Measures Inspector I	1.00	1.00	1.00
0827 Ag/Weights & Measures Inspector II	1.00	1.00	1.00
0828 Ag/Weights & Measures Inspector III	6.00	6.00	6.00
0241 Agriculture/Weights & Measures Director	1.00	1.00	1.00
0240 Deputy Agricultural Comm/Deputy Dir W&M	1.00	1.00	1.00
1341 Office Assistant III	1.00	1.00	1.00
0829 Supervising Agricultural/W&M Inspector	1.00	1.00	1.00
<b>Total</b>	<b>13.00</b>	<b>13.00</b>	<b>13.00</b>

	<b>FY 2017-18 Final</b>	<b>FY 2018-19 Modified</b>	<b>FY 2019-20 Proposed</b>
<b>ASSESSOR-RECORDER-COUNTY CLERK</b>			
1339 Administrative Assistant II	1.00	1.00	1.00
0319 Administrative Services Associate	1.00	1.00	1.00
0358 Appraiser II	15.00	15.00	15.00
0358 Appraiser II (Fixed Term)	2.00	-	-
0357 Appraiser III	5.00	5.00	5.00
0345 Assessment Recording County Clerk Supvr	6.00	6.00	6.00
0344 Assessment-Recording-County Clrk Tech II	18.00	18.00	18.00
0104 Assessor-Recorder-County Clerk	1.00	1.00	1.00
0105 Assistant Assessor-Recorder-County Clerk	1.00	1.00	1.00
0106 Assistant Assessor-Valuation	1.00	1.00	1.00
0360 Auditor Appraiser II	4.00	4.00	4.00
0619 Cadastral Mapping Technician II	2.00	2.00	2.00
0112 Chief Deputy Recorder - County Clerk	1.00	1.00	1.00
0119 Chief of Admin Services	1.00	1.00	1.00
0347 Chief of Assessment Standards	1.00	1.00	1.00
0349 Chief of Assessment Systems	1.00	1.00	1.00
0325 Human Resources Analyst II (Fixed Term)	-	1.00	1.00
0364 Principal Appraiser	4.00	4.00	4.00
0351 Principal Auditor Appraiser	1.00	1.00	1.00
0346 Senior Assessment Record Cnty Clrk Tech	7.00	7.00	7.00
0353 Senior Auditor-Appraiser	1.00	1.00	1.00
0915 Senior Programmer Analyst (Fixed Term)	1.00	1.00	1.00
0283 Supv Technology Systems Specialist	1.00	1.00	1.00
0279 Technology Systems Specialist III	1.00	1.00	1.00
<b>Total</b>	<b>77.00</b>	<b>76.00</b>	<b>76.00</b>

	<b>FY 2017-18 Final</b>	<b>FY 2018-19 Modified</b>	<b>FY 2019-20 Proposed</b>
<b>BOARD OF SUPERVISORS</b>			
1522 Assistant Clerk to Board of Supervisors	1.00	1.00	1.00
1523 Board Aide	10.00	10.00	10.00
0151 Board of Supervisors	5.00	5.00	5.00
1520 Deputy Clerk to the Board II	1.00	1.00	1.00
1521 Deputy Clerk to the Board III	4.00	4.00	4.00
<b>Total</b>	<b>21.00</b>	<b>21.00</b>	<b>21.00</b>

<b>Class # Position Name</b>	<b>FY 2017-18 Final</b>	<b>FY 2018-19 Modified</b>	<b>FY 2019-20 Proposed</b>
<b>CHILD SUPPORT SERVICES</b>	<b>FY 2017-18 Final</b>	<b>FY 2018-19 Modified</b>	<b>FY 2019-20 Proposed</b>
0309 Administrative Services Officer	1.00	1.00	1.00
0116 Assistant Director Child Support Svc	1.00	1.00	1.00
1332 Child Support Officer II	4.00	4.00	4.00
1354 Child Support Officer II-Bilingual	2.00	2.00	2.00
1367 Child Support Officer III	3.00	3.00	3.00
0332 Collections Manager	1.00	1.00	1.00
0330 Collections Officer I	4.00	4.00	4.00
2553 Deputy Child Support Attorney III	2.00	2.00	2.00
0115 Director of Child Support Services	1.00	1.00	1.00
1415 Legal Process Assistant II	2.00	2.00	2.00
1417 Legal Process Specialist	2.00	2.00	2.00
1368 Legal Process Supervisor	1.00	1.00	1.00
1690 Legal Research Assistant	1.00	1.00	1.00
1341 Office Assistant III	1.00	1.00	1.00
1390 Senior Accounting Assistant	2.00	2.00	2.00
1349 Supervising Child Support Officer	1.00	1.00	1.00
<b>Total</b>	<b>29.00</b>	<b>29.00</b>	<b>29.00</b>
<b>COMMUNITY DEVELOPMENT AGENCY</b>	<b>FY 2017-18 Final</b>	<b>FY 2018-19 Modified</b>	<b>FY 2019-20 Proposed</b>
371 Accountant I	0.50	-	-
0370 Accountant II	1.00	1.00	1.00
1325 Administrative Assistant I	3.00	3.00	3.00
1339 Administrative Assistant II	2.00	1.00	1.00
0319 Administrative Services Associate	4.00	4.00	4.00
0817 Assistant Chief Building Official	1.00	1.00	1.00
0114 Assistant Director Community Development	1.00	1.00	1.00
0626 Associate Civil Engineer	2.00	2.00	2.00
0810 Building Inspection Services Supervisor	1.00	1.00	1.00
0814 Building Inspector II	4.00	4.00	4.00
0157 Building Permit Technician II	3.00	2.00	2.00
0605 Building Plans Examiner	4.00	4.00	4.00
0119 Chief of Admin Services	1.00	1.00	1.00
0681 Code Compliance Specialist II	3.00	3.00	3.00
0680 Community Development Aide	1.00	-	-
0160 Community Development Technician II	6.00	6.00	6.00
0160 Community Development Technician II (Fixed Term)	-	1.00	1.00
0813 Deputy Director Building Insp & Safety	1.00	1.00	1.00
0820 Deputy Director Environmental Health Svc	1.00	1.00	1.00
0600 Director of Community Development	1.00	1.00	1.00
0806 Environmental Health Specialist II	7.00	8.00	8.00
0806 Environmental Health Specialist II (Fixed Term)	1.00	1.00	1.00
0807 Environmental Health Svcs Project Mgr	1.00	1.00	1.00
0129 Geographic Information Systems Analyst II	1.00	1.00	1.00
613 Geographic Information Systems Manager	1.00	-	-
0130 Harbor Administrator	1.00	1.00	1.00
0293 Media Technician	1.00	1.00	1.00
0293 Media Technician (Fixed Term)	1.00	2.00	2.00
1344 Office Assistant II	1.00	1.00	1.00
1341 Office Assistant III	1.00	1.00	1.00

<b>Class #</b>	<b>Position Name</b>	<b>FY 2017-18 Final</b>	<b>FY 2018-19 Modified</b>	<b>FY 2019-20 Proposed</b>
0170	Permit Services Manager	1.00	-	-
0170	Permit Services Manager (Fixed Term)		1.00	1.00
0608	Planner	9.00	9.00	9.00
0687	Planning Manager	5.00	5.00	5.00
0606	Principal Planner	1.00	1.00	1.00
0158	Senior Building Permit Technician	1.00	1.00	1.00
0804	Senior Environmental Health Specialist	8.00	8.00	8.00
273	Senior Geographic Information Systems Analyst	1.00	-	-
0607	Senior Planner	5.00	6.00	6.00
0607	Senior Planner (Fixed Term)	-	1.00	1.00
1251	Senior Program Coordinator (Fixed Term)	-	1.00	1.00
0684	Supervising Code Compliance Specialist	1.00	1.00	1.00
0803	Supervising Environmental Health Spec	3.00	3.00	3.00
<b>Total</b>		<b>91.50</b>	<b>92.00</b>	<b>92.00</b>

<b>COUNTY ADMINISTRATOR'S OFFICE</b>		<b>FY 2017-18 Final</b>	<b>FY 2018-19 Modified</b>	<b>FY 2019-20 Proposed</b>
0297	Admin Services Assoc Conf	1.00	1.00	1.00
0300	Administrative Analyst III	3.00	3.00	3.00
1339	Administrative Assistant II	1.00	1.00	1.00
0313	Administrative Services Manager	1.00	1.00	1.00
0202	Assistant County Administrator	2.00	2.00	2.00
0206	Budget Manager	1.00	1.00	1.00
0339	Business Systems Analyst	1.00	1.00	1.00
0639	Capital Planning & Project Manager	1.00	1.00	1.00
0201	County Administrator	1.00	1.00	1.00
1500	Executive Assistant To County Admin	1.00	1.00	1.00
0200	Facilities Planning & Development Mgr	1.00	1.00	1.00
0295	Media Manager	1.00	1.00	1.00
0294	Media Specialist	1.00	1.00	1.00
0305	Principal Administrative Analyst	1.00	1.00	1.00
0298	Risk Manager	1.00	1.00	1.00
0335	Safety Officer	1.00	1.00	1.00
0337	Workers' Compensation Analyst	1.00	1.00	1.00
<b>Total</b>		<b>20.00</b>	<b>20.00</b>	<b>20.00</b>

<b>COUNTY COUNSEL</b>		<b>FY 2017-18 Final</b>	<b>FY 2018-19 Modified</b>	<b>FY 2019-20 Proposed</b>
0207	Administrative Assistant To County Couns	1.00	-	-
1501	Administrative Secretary - Legal	1.00	1.00	1.00
0317	Administrative Services Officer- Conf	-	1.00	1.00
1366	Administrative Services Specialist-Conf	1.00	1.00	1.00
0210	Assistant County Counsel	1.00	1.00	1.00
0534	Chief Deputy County Counsel	1.00	1.00	1.00
1357	Civil Litigation Specialist	-	3.00	3.00
0208	County Counsel	1.00	1.00	1.00
2543	County Counsel III	6.00	6.00	6.00
2544	County Counsel IV	6.00	6.00	6.00
1357	Juvenile Dependency/Probate Specialist	2.00	-	-
1525	Legal Secretary II-Confidential	3.00	2.00	2.00
<b>Total</b>		<b>23.00</b>	<b>23.00</b>	<b>23.00</b>

<b>Class # Position Name</b>	<b>FY 2017-18 Final</b>	<b>FY 2018-19 Modified</b>	<b>FY 2019-20 Proposed</b>
	<b>FY 2017-18 Final</b>	<b>FY 2018-19 Modified</b>	<b>FY 2019-20 Proposed</b>
<b>CULTURAL SERVICES</b>			
1391 Accounting Assistant	0.50	0.50	0.50
1325 Administrative Assistant I	1.00	2.00	2.00
1339 Administrative Assistant II	1.00	-	-
0319 Administrative Services Associate	1.00	1.00	1.00
0313 Administrative Services Manager	-	1.00	1.00
1255 Box Office Assistant	1.00	1.00	1.00
1256 Box Office Coordinator	1.00	1.00	1.00
1237 Box Office Supervisor	1.00	1.00	1.00
1199 Cultural & Visitor Services Tech Coordinator	1.00	1.00	1.00
232 Deputy Director of Cultural Services	1.00	-	-
0231 Director of Cultural Services	1.00	1.00	1.00
1247 Events Coordinator	1.00	1.00	1.00
1190 Events/Rental Manager	-	1.00	1.00
1248 Fair Coordinator	1.00	1.00	1.00
1132 Marin Center Utility Worker	2.00	2.00	2.00
0295 Media Manager	1.00	1.00	1.00
1200 Operations Supervisor	1.00	-	-
<b>Total</b>	<b>15.50</b>	<b>15.50</b>	<b>15.50</b>
	<b>FY 2017-18 Final</b>	<b>FY 2018-19 Adopted</b>	<b>FY 2018-19 Modified</b>
<b>DISTRICT ATTORNEY</b>			
1501 Administrative Secretary - Legal	1.00	1.00	1.00
0319 Administrative Services Associate	2.00	2.00	2.00
0319 Administrative Services Associate (Fixed Term)	-	1.00	1.00
0318 Administrative Services Technician	3.00	3.00	3.00
0121 Assistant District Attorney	1.00	1.00	1.00
0520 Chief Deputy District Attorney	2.00	2.00	2.00
0517 Chief District Attorney Inspector	-	1.00	1.00
0517 Chief District Attorney Investigator	1.00	-	-
1274 Consumer & Community Mediation Coord	1.00	1.00	1.00
2521 Deputy District Attorney I (Fixed Term)	-	1.00	1.00
2522 Deputy District Attorney II	4.00	3.00	3.00
2521 Deputy District Attorney II (Fixed Term)	1.00	-	-
2523 Deputy District Attorney III	13.00	13.00	13.00
2523 Deputy District Attorney III (Fixed Term)	1.00	-	-
2524 Deputy District Attorney IV	9.00	9.00	9.00
0120 District Attorney	1.00	1.00	1.00
0122 District Attorney Administrator	1.00	1.00	1.00
0518 District Attorney Inspector	4.00	4.00	4.00
0518 District Attorney Inspector (Fixed Term)	-	1.00	1.00
1415 Legal Process Assistant II	6.00	6.00	6.00
1417 Legal Process Specialist	10.00	10.00	10.00
1368 Legal Process Supervisor	1.00	1.00	1.00
1690 Legal Research Assistant	1.00	1.00	1.00
1690 Legal Research Assistant (Fixed Term)	1.00	1.00	1.00
1334 Legal Secretary I	-	-	-
1336 Legal Secretary II	4.00	5.00	5.00
1334 Legal Secretary II	1.00	-	-
1272 Mediation Case Devel-Bilingual	1.00	1.00	1.00



Class #	Position Name	FY 2017-18	FY 2018-19	FY 2019-20
		Final	Modified	Proposed
0521	Supervising District Attorney Inspector	1.00	1.00	1.00
0521	Supervising District Attorney Inspector (Fixed Term)	1.00	1.00	1.00
0284	Technology Systems Coordinator	1.00	1.00	1.00
0282	Technology Systems Specialist III	1.00	1.00	1.00
1215	Victim Witness Program Supervisor	1.00	1.00	1.00
1220	Victim/Witness Advocate	3.00	3.00	3.00
1220	Victim/Witness Advocate (Fixed Term)	-	1.00	1.00
1221	Victim/Witness Advocate Bilingual	1.00	1.00	1.00
1221	Victim/Witness Advocate Bilingual (Fixed Term)	1.00	1.00	1.00
<b>Total</b>		<b>80.00</b>	<b>81.00</b>	<b>81.00</b>

ELECTIONS		FY 2017-18	FY 2018-19	FY 2019-20
		Final	Modified	Proposed
0319	Administrative Services Associate	1.00	1.00	1.00
0133	Asst Registrar of Voters	1.00	1.00	1.00
1323	Elections Technician II	4.00	3.00	3.00
1319	Elections Technician III	-	1.00	1.00
0138	Registrar Of Voters	1.00	1.00	1.00
1251	Senior Program Coordinator	2.00	2.00	2.00
0279	Technology Systems Specialist II	1.00	1.00	1.00
<b>Total</b>		<b>10.00</b>	<b>10.00</b>	<b>10.00</b>

UCCE FARM ADVISOR		FY 2017-18	FY 2018-19	FY 2019-20
		Final	Modified	Proposed
0318	Administrative Services Technician	1.00	1.00	1.00
1342	Office Assistant III Bilingual	1.00	0.90	0.90
<b>Total</b>		<b>2.00</b>	<b>1.90</b>	<b>1.90</b>

DEPARTMENT OF FINANCE		FY 2017-18	FY 2018-19	FY 2019-20
		Final	Modified	Proposed
0370	Accountant II	7.00	7.00	7.00
1391	Accounting Assistant	5.00	5.00	5.00
1404	Accounting Technician	3.00	3.00	3.00
0379	Accounting Unit Manager	4.00	4.00	4.00
1502	Administrative Assistant III	1.00	1.00	1.00
0319	Administrative Services Associate	2.00	2.00	2.00
0318	Administrative Services Technician	1.00	1.00	1.00
0362	Assistant Director of Finance	1.00	1.00	1.00
0372	Audit Manager	1.00	1.00	1.00
0375	Auditor II	1.00	1.00	1.00
0339	Business Systems Analyst (Fixed Term)	1.00	1.00	1.00
0526	Chief Deputy Public Administrator	1.00	1.00	1.00
0119	Chief of Admin Services	1.00	1.00	1.00
0332	Collections Manager	1.00	1.00	1.00
0330	Collections Officer I	2.00	2.00	2.00
0336	Collections Officer II	1.00	1.00	1.00
0363	Department Of Finance Division Chief	3.00	3.00	3.00
0516	Deputy Public Administrator II	2.00	2.00	2.00
0125	Director of Finance	1.00	1.00	1.00
0395	Financial Systems Analyst	5.00	5.00	5.00
0365	Payroll Accounting Technician	1.00	1.00	1.00

<b>Class #</b>	<b>Position Name</b>	<b>FY 2017-18 Final</b>	<b>FY 2018-19 Modified</b>	<b>FY 2019-20 Proposed</b>
0387	Payroll Manager	1.00	1.00	1.00
0373	Senior Accountant	7.00	7.00	7.00
1390	Senior Accounting Assistant	6.00	6.00	6.00
0367	Senior Payroll Accounting Technician	2.00	2.00	2.00
0367	Senior Payroll Accounting Technician (Fixed Term)	1.00	1.00	1.00
<b>Total</b>		<b>62.00</b>	<b>62.00</b>	<b>62.00</b>

<b>MARIN COUNTY FIRE</b>		<b>FY 2017-18 Final</b>	<b>FY 2018-19 Modified</b>	<b>FY 2019-20 Proposed</b>
1404	Accounting Technician	1.00	1.00	1.00
0319	Administrative Services Associate	1.00	1.00	1.00
0313	Administrative Services Manager	1.00	1.00	1.00
0215	Deputy Director of Fire		1.00	1.00
0225	Deputy Fire Chief	1.00	1.00	1.00
0740	Fire Battalion Chief - Ems Officer	1.00	1.00	1.00
0392	Fire Captain	13.00	13.00	13.00
0392	Fire Captain (Fixed Term)	1.00	2.00	2.00
0221	Fire Chief	1.00	1.00	1.00
0736	Fire Crew Superintendant	1.00	-	-
0736	Fire Crew Superintendent	-	1.00	1.00
0727	Fire Dispatcher	3.00	3.00	3.00
0737	Fire Engineer	19.00	19.00	19.00
0735	Fire Engineer Paramedic	21.00	21.00	21.00
0735	Fire Engineer Paramedic (Fixed Term)	-	1.00	1.00
0731	Fire Heavy Equipment Operator	3.00	3.00	3.00
0219	Fire Marshal	1.00	1.00	1.00
0223	Fire Operations Battalion Chief	3.00	3.00	3.00
0733	Firefighter	6.00	6.00	6.00
0733	Firefighter (Fixed Term) (Fixed Term)	-	4.00	4.00
0739	Firefighter Paramedic	5.00	5.00	5.00
0739	Firefighter Paramedic (Fixed Term)	-	1.00	1.00
0728	Senior Fire Captain	6.00	6.00	6.00
0728	Senior Fire Captain (Fixed Term)	-	1.00	1.00
0743	Wildfire Protection/Vegetation Mgmt BC	1.00	1.00	1.00
0743	Wildfire Protection/Vegetation Mgmt BC (Fixed Term)	1.00	1.00	1.00
<b>Total</b>		<b>90.00</b>	<b>99.00</b>	<b>99.00</b>

<b>HEALTH AND HUMAN SERVICES (H&amp;HS)</b>		<b>FY 2017-18 Final</b>	<b>FY 2018-19 Modified</b>	<b>FY 2019-20 Proposed</b>
0370	Accountant II	7.00	8.00	8.00
0370	Accountant II (Fixed Term)	1.00	1.00	1.00
1391	Accounting Assistant	5.50	5.50	5.50
1404	Accounting Technician	4.00	4.00	4.00
0302	Administrative Analyst II	1.00	1.00	1.00
0300	Administrative Analyst III	1.00	1.00	1.00
1325	Administrative Assistant I	2.40	2.40	2.40
1339	Administrative Assistant II	6.00	6.00	6.00
1502	Administrative Assistant III	1.00	1.00	1.00
0319	Administrative Services Associate	16.00	12.00	12.00
0313	Administrative Services Manager	1.00	1.00	1.00
0309	Administrative Services Officer	3.00	3.00	3.00
0317	Administrative Services Officer- Confidential	-	1.00	1.00

Class #	Position Name	FY 2017-18	FY 2018-19	FY 2019-20
		Final	Modified	Proposed
0318	Administrative Services Technician	11.00	11.00	11.00
0318	Administrative Services Technician (Fixed Term)	0.50	0.50	0.50
1406	Assistant Chief Fiscal Officer-H&HS	3.00	3.00	3.00
0265	Assistant Director H&HS- BHRS	1.00	1.00	1.00
0237	Assistant Director H&HS -Social Services	1.00	1.00	1.00
0993	Behavioral Health Care Assistant	-	1.50	1.50
0272	BHRS Division Director	4.00	5.00	5.00
0995	BHRS Peer Counselor II	3.00	3.00	3.00
0271	BHRS Program Manager	4.00	4.00	4.00
0277	BHRS Unit Supervisor	13.00	15.00	15.00
0280	BHRS Unit Supervisor - Bil	3.00	1.00	1.00
0277	BHRS Unit Supervisor (Fixed Term)	1.00	1.00	1.00
0236	Chief Assistant Director H&HS	2.00	2.00	2.00
1400	Chief Fiscal Officer-H&HS	1.00	1.00	1.00
1382	Chief Investigator Special Invest Unit	1.00	1.00	1.00
1016	Chief Therapist	1.00	1.00	1.00
1243	Child Welfare Worker II	14.60	15.60	15.60
1246	Child Welfare Worker II Bilingual	13.00	13.00	13.00
1010	Clinic Registered Nurse II	1.00	-	-
1036	Clinic Registered Nurse II - Bilingual	0.20	0.20	0.20
1083	Clinical Psychologist II	4.00	4.00	4.00
1088	Clinical Psychologist II Bilingual	2.00	2.00	2.00
0330	Collections Officer I	1.00	-	-
0336	Collections Officer II	-	1.00	1.00
0263	Compliance Officer	1.00	1.00	1.00
0242	County Public Health Officer	1.00	1.00	1.00
1485	Crisis Specialist III	3.00	2.00	2.00
1078	Dental Hygienist	0.80	0.80	0.80
0390	Department Analyst II	8.00	9.00	9.00
0390	Department Analyst II (Fixed Term)	2.00	2.00	2.00
0918	Dept Technology & Support Specialist	-	-	-
1275	Deputy Public Guardian/Conserv/Invest II	6.00	6.00	6.00
0228	Deputy Public Health Officer	1.00	1.00	1.00
1472	Detention Licensed Vocational Nurse	2.30	2.30	2.30
1467	Detention Nurse Practitioner	1.40	1.40	1.40
1468	Detention Registered Nurse	9.20	9.20	9.20
0238	Director of Health & Human Services	1.00	1.00	1.00
1396	Eligibility Assistant	3.00	3.00	3.00
1395	Eligibility Program Specialist	2.00	2.00	2.00
1399	Eligibility Specialist	3.00	3.00	3.00
1381	Eligibility Supervisor	14.00	14.00	14.00
1386	Eligibility Worker II	33.00	33.00	33.00
1388	Eligibility Worker II-Bilingual	63.00	63.00	63.00
1385	Eligibility Worker III	12.00	12.00	12.00
1393	Eligibility Worker III-Bilingual	10.00	10.00	10.00
1517	Emergency Medical Services Administrator	1.00	1.00	1.00
1518	Emergency Medical Services Specialist	2.00	2.00	2.00
1223	Employment Development Counselor	14.50	14.50	14.50
1228	Employment Development Counselor-Bilingual	3.00	3.00	3.00
1037	Epidemiologist	3.45	3.45	3.45
1038	Epidemiology Manager	1.00	1.00	1.00
0198	Equity Director	-	1.00	1.00
0249	Health & Human Services Facilities Mgr	1.00	1.00	1.00

Class #	Position Name	FY 2017-18	FY 2018-19	FY 2019-20
		Final	Modified	Proposed
1032	Health Educator - Bilingual	1.00	1.00	1.00
0325	Human Resources Analyst II	-	1.00	1.00
0325	Human Resources Analyst II (Fixed Term)	1.00	-	-
0386	Human Resources Technician	-	1.00	1.00
1417	Legal Process Specialist	2.00	2.00	2.00
1486	Licensed Crisis Specialist	14.10	14.10	14.10
1486	Licensed Crisis Specialist (Fixed Term)	2.00	2.00	2.00
1087	Licensed Mental Health Practitioner	15.44	15.44	15.00
1091	Licensed Mental Health Practitioner-Bilingual	9.40	9.40	9.40
0294	Media Specialist	3.00	3.00	3.00
1333	Medical Director-Mental Health	1.00	1.00	1.00
1327	Medical Records Supervisor	1.00	1.00	1.00
1451	Mental Health Nurse Practitioner	6.55	6.05	5.55
1089	Mental Health Practitioner	21.00	19.00	19.00
1089	Mental Health Practitioner (Fixed Term)	1.00	1.00	1.00
1090	Mental Health Practitioner-Bilingual	12.00	14.00	14.00
1090	Mental Health Practitioner-Bilingual (Fixed Term)	1.00	3.00	3.00
1449	Mental Health Registered Nurse	6.55	6.55	6.55
1469	Nursing Services Manager	3.00	3.00	3.00
1019	Occupational Therapist	2.60	2.60	2.60
1341	Office Assistant III	33.80	34.30	34.30
1342	Office Assistant III Bilingual	24.00	25.00	25.00
1353	Office Services Supervisor	6.00	6.00	6.00
1365	Office Specialist	5.00	5.00	5.00
1020	Physical Therapist	2.68	2.68	2.68
0321	Principal Human Resources Analyst	1.00	1.00	1.00
0910	Principal Systems Analyst	1.00	1.00	1.00
0697	Program Coordinator	-	1.00	1.00
0420	Program Specialist Ccs-Bil	1.00	1.00	1.00
1219	Public Guardian/Conservator	1.00	1.00	1.00
1070	Public Health Division Director	3.00	3.00	3.00
1070	Public Health Division Director (Fixed Term)	1.00	1.00	1.00
0808	Public Health Investigator-Bil	1.00	1.00	1.00
1004	Public Health Nurse II	4.50	4.50	4.50
1005	Public Health Nurse II - Bilingual	1.00	1.00	1.00
1079	Public Health Program Manager	4.00	4.00	4.00
0281	Quality Improvement Coordinator	1.00	1.00	1.00
1276	Registered Dental Assistant	0.50	0.50	0.50
1390	Senior Accounting Assistant	6.00	6.00	6.00
1257	Senior Child Welfare Worker	5.60	6.00	6.00
0391	Senior Department Analyst	8.20	9.00	9.00
0324	Senior Human Resources Analyst	1.00	1.00	1.00
1027	Senior Nutritionist	0.50	0.75	0.75
1027	Senior Nutritionist (Fixed Term)	0.85	0.85	0.85
1251	Senior Program Coordinator	17.20	16.45	16.45
1251	Senior Program Coordinator (Fixed Term)	1.00	1.80	1.80
1002	Senior Public Health Nurse	5.50	4.50	4.50
1031	Senior Public Health Nurse-Bilingual	1.45	1.95	1.95
1031	Senior Public Health Nurse-Bilingual (Fixed Term)	0.50	-	-
1009	Senior Registered Nurse	1.85	0.85	0.85
1252	Senior Social Service Worker	7.00	7.00	7.00
1162	Senior Support Services Worker	5.00	5.00	5.00
1162	Senior Support Services Worker (Fixed Term)	1.00	-	-

Class #	Position Name	FY 2017-18	FY 2018-19	FY 2019-20
		Final	Modified	Proposed
1165	Senior Support Services Worker-Bilingual	3.00	3.00	3.00
1017	Senior Therapist	0.80	0.80	0.80
1231	Social Service Program Manager	11.00	11.00	11.00
0275	Social Service Unit Supervisor	13.00	13.00	13.00
0275	Social Service Unit Supervisor (Fixed Term)	1.00	1.00	1.00
1241	Social Service Worker I	-	1.00	1.00
1241	Social Service Worker I (Fixed Term)	3.50	3.00	3.00
1233	Social Service Worker I-Bilingual	3.75	3.75	3.75
1239	Social Service Worker II	19.80	20.30	20.30
1234	Social Service Worker II-Bilingual	7.30	7.30	7.30
1234	Social Service Worker II-Bilingual (Fixed Term)	1.00	-	-
0274	Social Services Division Director	4.00	4.00	4.00
1081	Staff Psychiatrist	4.40	4.45	4.45
1224	Supervising Employment Development Couns	3.00	3.00	3.00
1448	Supervising Mental Health Nurs/Unit Supv	1.00	1.00	1.00
1003	Supervising Public Health Nurse	1.75	1.75	1.75
1159	Support Service Worker I	3.25	3.25	3.25
1159	Support Service Worker I (Fixed Term)	1.00	1.00	1.00
1160	Support Service Worker I-Bilingual	4.00	4.50	4.50
1160	Support Service Worker I-Bilingual (Fixed Term)	1.00	-	-
1161	Support Service Worker II	2.50	2.50	2.00
1161	Support Service Worker II (Fixed Term)	1.00	1.00	1.00
1164	Support Service Worker II-Bilingual	12.25	11.25	11.25
0278	Systems Technician	1.00	1.00	1.00
0284	Technology Systems Coordinator	3.00	3.00	3.00
0279	Technology Systems Specialist II	6.00	8.00	8.00
0282	Technology Systems Specialist III	3.00	3.00	3.00
1023	Therapy Aide	1.00	1.00	1.00
1218	Veterans Service Officer	1.00	1.00	1.00
0333	Vital Statistics Clerk	1.50	1.50	1.50
1384	Welfare Fraud Investigator	2.00	2.00	2.00
0997	WIC Breastfeeding Peer Counselor	-	1.20	1.20
0997	WIC Breastfeeding Peer Counselor (Fixed Term)	1.50	-	-
0996	WIC Lactation Consultant (Fixed Term)	1.00	1.00	1.00
<b>Total</b>		<b>718.92</b>	<b>724.17</b>	<b>722.73</b>

		FY 2017-18	FY 2018-19	FY 2019-20
HUMAN RESOURCES		Final	Modified	Proposed
1502	Administrative Assistant III	1.00	1.00	1.00
0317	Administrative Services Officer- Conf	1.00	1.00	1.00
0340	Assistant Director of Human Resources	1.00	1.00	1.00
0339	Business Systems Analyst (Fixed Term)	1.00	-	-
0322	Deputy Director Human Resources	1.00	1.00	1.00
0204	Director of Human Resources	1.00	1.00	1.00
0323	Employee Benefits Manager	1.00	1.00	1.00
0323	Employee Benefits Manager (Fixed Term)	-	1.00	1.00
0253	Equal Employment Opportunity Director	1.00	1.00	1.00
1260	Equal Employment Specialist	1.00	1.00	1.00
0325	Human Resources Analyst II	10.50	10.50	10.50
0386	Human Resources Technician	7.50	6.50	6.50
1529	Office Assistant III Confidential	1.00	1.00	1.00

<b>Class # Position Name</b>	<b>FY 2017-18 Final</b>	<b>FY 2018-19 Modified</b>	<b>FY 2019-20 Proposed</b>
0321 Principal Human Resources Analyst	3.00	3.00	3.00
0324 Senior Human Resources Analyst	4.00	4.00	4.00
0385 Senior Human Resources Technician	1.00	1.00	1.00
<b>Total</b>	<b>36.00</b>	<b>35.00</b>	<b>35.00</b>

<b>INFORMATION SERVICES AND TECHNOLOGY (IST)</b>	<b>FY 2017-18 Final</b>	<b>FY 2018-19 Modified</b>	<b>FY 2019-20 Proposed</b>
1339 Administrative Assistant II	1.00	1.00	1.00
0319 Administrative Services Associate	2.00	2.00	2.00
0309 Administrative Services Officer	1.00	1.00	1.00
0318 Administrative Services Technician	1.00	2.00	2.00
0962 Advanced Systems Engineer	-	9.00	9.00
0923 Assistant Director IST	1.00	1.00	1.00
0937 Chief Assistant Director of IST	1.00	-	-
0937 Chief Assistant Director of IST	-	1.00	1.00
0224 Chief Information Officer	1.00	1.00	1.00
0922 Deputy Director IST	1.00	1.00	1.00
0311 Enterprise Systems Manager	3.00	1.00	1.00
0965 IT Manager	-	10.00	10.00
0964 Lead Systems Engineer	-	9.00	9.00
0928 Network Services Analyst II	1.00	-	-
0305 Principal Administrative Analyst	1.00	1.00	1.00
0305 Principal Administrative Analyst (Fixed Term)	1.00	1.00	1.00
0910 Principal Systems Analyst	18.00	5.00	5.00
0916 Programmer Analyst II	1.00	-	-
0916 Programmer Analyst II (Fixed Term)	2.00	-	-
0911 Senior Network Services Analyst	2.00	-	-
0915 Senior Programmer Analyst	13.00	-	-
0963 Senior Systems Engineer	-	40.00	40.00
0933 Senior Systems Support Analyst	32.00	1.00	-
0273 Sr Geographic Info Systems Analyst	-	1.00	1.00
0961 Systems Engineer	-	5.00	5.00
0961 Systems Engineer (Fixed Term) (Fixed Term)	-	1.00	1.00
0932 Systems Support Analyst II	4.00	-	-
0932 Systems Support Analyst II (Fixed Term)	1.00	-	-
0930 Systems Support Analyst III	6.00	-	-
<b>Total</b>	<b>94.00</b>	<b>94.00</b>	<b>93.00</b>

<b>MARIN COUNTY FREE LIBRARY</b>	<b>FY 2017-18 Final</b>	<b>FY 2018-19 Modified</b>	<b>FY 2019-20 Proposed</b>
1339 Administrative Assistant II	1.00	1.00	1.00
0319 Administrative Services Associate	1.00	1.00	1.00
0313 Administrative Services Manager	1.00	1.00	1.00
0318 Administrative Services Technician	3.00	3.00	3.00
0222 Assistant Director of Library	1.00	1.00	1.00
1370 Community Library Specialist	8.64	8.64	8.64
1370 Community Library Specialist (Fixed Term)	0.40	0.40	0.40
0251 Deputy Director County Library Services	1.00	1.00	1.00
0248 Director of County Library Services	1.00	1.00	1.00
0405 Librarian I	11.65	10.65	10.65

Class #	Position Name	FY 2017-18	FY 2018-19	FY 2019-20
		Final	Modified	Proposed
0404	Librarian II	9.80	10.80	10.80
0831	Library Aide	10.01	10.01	10.01
1376	Library Assistant I	10.13	10.13	10.13
1375	Library Assistant II	14.50	14.50	14.50
1371	Library Desk Supervisor	4.00	4.00	4.00
0250	Library Services Manager	1.00	1.00	1.00
1363	Library Technical Assistant II	7.00	7.00	7.00
0398	Marinet Systems Administrator	1.00	1.00	1.00
0293	Media Technician	0.75	0.75	0.75
1455	Mobile Library Assistant	1.53	1.53	1.53
0402	Senior Librarian	9.00	9.00	9.00
1374	Supervising Library Technical Assistant	1.00	1.00	1.00
0283	Supv Technology Systems Specialist	1.00	1.00	1.00
0279	Technology Systems Specialist II	2.00	2.00	2.00
<b>Total</b>		<b>102.41</b>	<b>102.41</b>	<b>102.41</b>

MARIN COUNTY PARKS AND OPEN SPACE		FY 2017-18	FY 2018-19	FY 2019-20
		Final	Modified	Proposed
1391	Accounting Assistant	1.00	1.00	1.00
1339	Administrative Assistant II	2.00	2.00	2.00
0319	Administrative Services Associate	1.00	2.00	2.00
0313	Administrative Services Manager	1.00	1.00	1.00
0318	Administrative Services Technician	2.00	2.00	2.00
0318	Administrative Services Technician (Fixed)	1.00	-	-
0257	Assistant Director Parks & Open Space	1.00	1.00	1.00
0688	Chief of Natural Resources & Science	1.00	1.00	1.00
1155	Chief Park Ranger	3.00	3.00	3.00
0227	Director of Parks & Open Space	1.00	1.00	1.00
1115	Equipment Maintenance Supervisor	1.00	1.00	1.00
0679	Landscape Architect Or Designer	1.00	1.00	1.00
0679	Landscape Architect Or Designer (Fixed Term)	1.00	2.00	2.00
1143	Landscape Services Supervisor	2.00	2.00	2.00
1144	Landscape Services Worker II	5.00	5.00	5.00
0649	Maintenance Equipment Operator	3.00	3.00	3.00
0649	Maintenance Equipment Operator (Fixed Term)	1.00	1.00	1.00
0295	Media Manager	1.00	1.00	1.00
0294	Media Specialist	2.00	2.00	2.00
0293	Media Technician (Fixed Term)	1.00	1.00	1.00
1341	Office Assistant III	2.00	2.00	2.00
0614	Open Space Interpretive Naturalist	1.00	1.00	1.00
0623	Open Space Park Ranger	7.00	7.00	7.00
0623	Open Space Park Ranger (Fixed Term)	4.00	4.00	4.00
0108	Open Space Planner	1.80	2.00	2.00
1121	Park Equipment Mechanic II	1.00	1.00	1.00
1157	Park Ranger	9.00	9.00	9.00
1157	Park Ranger (Fixed Term)	1.00	1.00	1.00
1141	Park/Open Space Superintendent	4.00	4.00	4.00
0687	Planning Manager	1.00	1.00	1.00
0677	Principal Landscape Architect	1.00	1.00	1.00
0606	Principal Planner	1.00	1.00	1.00
0618	Resource Specialist GIS	2.75	3.00	3.00
0618	Resource Specialist GIS (Fixed Term)	2.00	3.00	3.00

<b>Class #</b>	<b>Position Name</b>	<b>FY 2017-18 Final</b>	<b>FY 2018-19 Modified</b>	<b>FY 2019-20 Proposed</b>
0678	Senior Landscape Architect Or Designer	2.00	2.00	2.00
0123	Senior Open Space Planner	3.00	3.00	3.00
0650	Supervising Equipment Operator	1.00	1.00	1.00
0624	Supervising Open Space Park Ranger	2.00	2.00	2.00
1156	Supervising Park Ranger	4.00	4.00	4.00
0617	Vegetation & Fire Ecologist	1.00	1.00	1.00
1687	Volunteer Program Coordinator	2.00	2.00	2.00
1170	Water & Irrigation Specialist	1.00	1.00	1.00
<b>Total</b>		<b>86.55</b>	<b>89.00</b>	<b>89.00</b>

<b>PROBATION</b>		<b>FY 2017-18 Final</b>	<b>FY 2018-19 Modified</b>	<b>FY 2019-20 Proposed</b>
1404	Accounting Technician	2.00	2.00	2.00
0319	Administrative Services Associate	3.00	3.00	3.00
0396	Administrative Services Director	1.00	1.00	1.00
0318	Administrative Services Technician	1.00	1.00	1.00
1281	Adult Offender Work Program Coordinator	1.00	1.00	1.00
0277	Behavioral Health & Recovery Services Unit Supervis	1.00	1.00	1.00
0217	Chief Deputy Probation Officer	1.00	1.00	1.00
0216	Chief Probation Officer	1.00	1.00	1.00
1147	Cook	2.00	1.75	1.00
1294	Deputy Probation Officer II	30.00	32.00	32.00
1296	Deputy Probation Officer II Bilingual	10.00	10.00	10.00
1206	Director of Probation Services - Safety	3.00	3.00	3.00
1223	Employment Development Counselor	1.00	1.00	1.00
1154	Food Services Supervisor	1.00	1.00	1.00
1150	Housekeeper	0.97	0.75	0.75
1583	Juvenile Corrections Officer II	3.00	3.00	3.00
1683	Juvenile Corrections Officer II - Bilingual	2.00	2.00	2.00
1284	Juvenile Corrections Officer III	6.00	6.00	6.00
1417	Legal Process Specialist	11.00	11.00	11.00
1087	Licensed Mental Health Practioner-Bilingual	1.00	-	-
1087	Licensed Mental Health Practitioner	-	1.00	1.00
1271	Mediation Coordinator	1.00	1.00	1.00
1089	Mental Health Practitioner	1.00	1.00	1.00
1090	Mental Health Practitioner-Bilingual	1.00	1.00	1.00
1341	Office Assistant III	2.00	1.00	1.00
1342	Office Assistant III - Bilingual	-	1.00	1.00
1365	Office Specialist	1.00	1.00	1.00
1205	Probation Supervisor-Safety	13.00	13.00	13.00
1289	Senior Deputy Probation Officer	9.00	8.00	8.00
1264	Senior Deputy Probation Officer Bilingual	1.00	1.00	1.00
1264	Senior Deputy Probation Officer Misc	1.00	-	-
0282	Technology Systems Specialist III	-	1.00	1.00
<b>Total</b>		<b>111.97</b>	<b>112.50</b>	<b>111.75</b>

<b>PUBLIC DEFENDER</b>		<b>FY 2017-18 Final</b>	<b>FY 2018-19 Modified</b>	<b>FY 2019-20 Proposed</b>
0309	Administrative Services Officer	1.00	1.00	1.00
0214	Assistant Public Defender	1.00	1.00	1.00
0501	Chief Deputy Public Defender	2.00	2.00	2.00



<b>Class #</b>	<b>Position Name</b>	<b>FY 2017-18 Final</b>	<b>FY 2018-19 Modified</b>	<b>FY 2019-20 Proposed</b>
0511	Chief Public Defender Investigator	1.00	1.00	1.00
2532	Deputy Public Defender II	4.00	4.00	4.80
2533	Deputy Public Defender III	10.50	10.50	9.75
2534	Deputy Public Defender IV	5.00	5.00	5.00
1417	Legal Process Specialist	7.00	6.00	6.00
1368	Legal Process Supervisor	1.00	1.00	1.00
1336	Legal Secretary II	1.00	1.00	1.00
0213	Public Defender	1.00	1.00	1.00
0513	Public Defender Investigator	3.00	3.00	3.00
<b>Total</b>		<b>37.50</b>	<b>36.50</b>	<b>36.55</b>

<b>DEPARTMENT OF PUBLIC WORKS</b>		<b>FY 2017-18 Final</b>	<b>FY 2018-19 Modified</b>	<b>FY 2019-20 Proposed</b>
1391	Accounting Assistant	1.00	1.00	1.00
1404	Accounting Technician	3.00	3.00	3.00
0300	Administrative Analyst III	1.00	1.00	1.00
1325	Administrative Assistant I	2.00	2.00	2.00
1339	Administrative Assistant II	2.00	2.00	2.00
1502	Administrative Assistant III	1.00	1.00	1.00
0319	Administrative Services Associate	4.00	5.00	5.00
0313	Administrative Services Manager	2.00	2.00	2.00
0318	Administrative Services Technician	1.00	1.00	1.00
1169	Airport Attendant	0.53	0.53	0.53
1168	Airport Manager	1.00	1.00	1.00
0230	Assistant Director-Public Works	2.00	2.00	2.00
0631	Assistant Engineer	17.00	16.00	16.00
0640	Associate Architect	1.00	1.00	1.00
0626	Associate Civil Engineer	8.00	8.00	8.00
1129	Building & Maintenance Manager	1.00	1.00	1.00
1123	Building Maintenance Supervisor	1.00	1.00	1.00
1133	Building Maintenance Worker II	13.00	14.00	14.00
1138	Building Maintenance Worker III	6.00	6.00	6.00
0639	Capital Planning & Project Manager	6.00	8.00	8.00
0639	Capital Planning & Project Manager (Fixed Term)	2.00	-	-
0260	Chief Assistant Director Public Works	1.00	1.00	1.00
0637	Chief of Construction	2.00	2.00	2.00
0377	Chief Real Property Agent	1.00	1.00	1.00
0900	Communications Manager	1.00	1.00	1.00
0912	Communications Network Systems Analyst	1.00	1.00	1.00
0902	Communications Technician	6.00	6.00	6.00
1139	Custodial Supervisor	2.00	1.00	1.00
1140	Custodian	13.00	14.00	14.00
0390	Department Analyst II	-	1.00	1.00
0261	Deputy Director Public Works	1.00	1.00	1.00
0229	Director of Public Works	1.00	1.00	1.00
0289	Disability Access Manager	1.00	1.00	1.00
0292	Disability Access Specialist II	1.00	1.00	1.00
0661	Engineering Assistant	7.00	7.00	7.00
0664	Engineering Technician I	1.00	1.00	1.00
0663	Engineering Technician II	1.00	1.00	1.00
0662	Engineering Technician III	9.00	8.00	8.00
0662	Engineering Technician III (Fixed Term)	1.00	1.00	1.00

Class #	Position Name	FY 2017-18	FY 2018-19	FY 2019-20
		Final	Modified	Proposed
1135	Environmental Compliance Specialist	1.00	1.00	1.00
1117	Equipment Service Worker I	1.00	1.00	1.00
0732	Fire Heavy Equipment Mechanic	1.00	1.00	1.00
1111	Fleet Manager	1.00	1.00	1.00
1114	Fleet Supervisor	1.00	1.00	1.00
0800	Hazardous Materials Specialist II	4.00	4.00	4.00
1112	Heavy Equipment Mechanic	2.00	2.00	2.00
1112	Heavy Equipment Mechanic (Fixed Term)	1.00	-	-
0907	Installer	2.00	2.00	2.00
0632	Junior Engineer	1.00	1.00	1.00
0909	Lead Installer	1.00	1.00	1.00
1130	Maintenance Electrician	2.00	1.00	1.00
1116	Materials And Equipment Specialist	1.00	1.00	1.00
1113	Mechanic	3.00	3.00	3.00
0294	Media Specialist	1.00	1.00	1.00
1341	Office Assistant III	2.50	2.00	2.00
1365	Office Specialist	1.00	1.00	1.00
0687	Planning Manager	1.00	1.00	1.00
0641	Principal Civil Engineer	5.00	5.00	5.00
0606	Principal Planner	1.00	1.00	1.00
0647	Principal Transportation Planner	1.00	1.00	1.00
0665	Public Works Inspector	-	1.00	1.00
1101	Public Works Program Manager	2.00	2.00	2.00
0355	Purchaser II	2.00	2.00	2.00
0378	Real Property Agent II	1.00	1.00	1.00
0407	Real Property Agent III	1.00	1.00	1.00
1122	Reprographic Technician	3.00	2.00	2.00
1102	Road Maintenance Superintendent	1.00	1.00	1.00
1104	Road Maintenance Supervisor	5.00	5.00	5.00
1106	Road Maintenance Worker II	23.00	23.00	23.00
1390	Senior Accounting Assistant	1.00	1.00	1.00
0629	Senior Civil Engineer	6.00	6.00	6.00
0901	Senior Communications Technician	2.00	2.00	2.00
1137	Senior Custodian	1.00	1.00	1.00
1128	Senior Equipment Services Worker	1.00	1.00	1.00
1379	Senior Maintenance Electrician	1.00	1.00	1.00
0607	Senior Planner	5.00	5.00	5.00
1103	Senior Road Maintenance Supervisor	2.00	2.00	2.00
1105	Senior Road Maintenance Worker	12.00	12.00	12.00
0648	Senior Transportation Planner	1.00	1.00	1.00
1326	Shipping & Receiving Clerk	3.00	3.00	3.00
1109	Sign Fabricator	1.00	1.00	1.00
1131	Stationary Engineer	4.00	4.00	4.00
0818	Stormwater Program Administrator	1.00	1.00	1.00
0903	Supervising Communications Technican	1.00	1.00	1.00
0812	Supervising Hazardous Materials Specialist	1.00	1.00	1.00
0356	Supervising Purchaser	1.00	1.00	1.00
1125	Supervising Reprographic Technican	1.00	1.00	1.00
1108	Traffic Safety Maintenance Supervisor	1.00	1.00	1.00
1188	Traffic Safety Maintenance Worker	2.00	2.00	2.00
279	Technology Systems Specialist II	1.00	-	-
0601	Waste Management Specialist		1.00	1.00
<b>Total</b>		<b>247.03</b>	<b>245.53</b>	<b>245.53</b>

<b>Class # Position Name</b>	<b>FY 2017-18 Final</b>	<b>FY 2018-19 Modified</b>	<b>FY 2019-20 Proposed</b>
<b>RETIREMENT (MCERA)</b>			
	<b>FY 2017-18 Final</b>	<b>FY 2018-19 Modified</b>	<b>FY 2019-20 Proposed</b>
1391 Accounting Assistant	1.00	1.00	1.00
1404 Accounting Technician	1.00	1.00	1.00
1339 Administrative Assistant II	1.00	1.00	1.00
0254 Assistant Retirement Administrator	1.00	1.00	1.00
0339 Business Systems Analyst	-	1.00	1.00
0270 Chief Financial Officer - MCERA	1.00	1.00	1.00
0390 Department Analyst II	1.00	1.00	1.00
0918 Dept Technology & Support Specialist	1.00	-	-
1521 Deputy Clerk To The Board III	1.00	1.00	1.00
1341 Office Assistant III	1.00	1.00	1.00
0110 Retirement Administrator	1.00	1.00	1.00
0264 Retirement Benefits Supervisor	1.00	1.00	1.00
0411 Retirement Benefits Technician	6.00	6.00	6.00
0255 Retirement Manager	1.00	1.00	1.00
0373 Senior Accountant	1.00	1.00	1.00
0412 Senior Retirement Benefits Technician	1.00	1.00	1.00
<b>Total</b>	<b>20.00</b>	<b>20.00</b>	<b>20.00</b>
<b>MARIN COUNTY SHERIFF'S OFFICE</b>			
	<b>FY 2017-18 Final</b>	<b>FY 2018-19 Modified</b>	<b>FY 2019-20 Proposed</b>
1404 Accounting Technician	2.00	2.00	2.00
1502 Administrative Assistant III	1.00	1.00	1.00
0319 Administrative Services Associate	2.00	2.00	2.00
0396 Administrative Services Director	1.00	1.00	1.00
0318 Administrative Services Technician	2.00	2.00	2.00
0898 Assistant Communications Dispatch Mgr	2.00	2.00	2.00
1021 Assistant Emergency Services Manager	-	1.00	1.00
0514 Chief Deputy Coroner	1.00	1.00	1.00
0899 Communications Dispatch Manager	1.00	1.00	1.00
0906 Communications Dispatcher	37.00	37.00	37.00
1147 Cook	5.00	5.00	5.00
0509 Coroner Forensic Technician	1.00	1.00	1.00
0515 Coroners Investigator	3.00	3.00	3.00
0719 Deputy Sheriff	154.00	154.00	153.00
0719 Deputy Sheriff (Fixed Term)	1.00	1.00	1.00
1035 Emergency Services Coordinator	2.00	2.00	2.00
1035 Emergency Services Coordinator (Fixed Term)	1.00	-	-
1022 Emergency Services Manager	1.00	1.00	1.00
1034 Food & Support Services Manager	1.00	1.00	1.00
1154 Food Services Supervisor	1.00	1.00	1.00
1150 Housekeeper	1.00	1.00	1.00
1417 Legal Process Specialist	9.00	9.00	9.00
1368 Legal Process Supervisor	1.00	1.00	1.00
1365 Office Specialist	1.00	1.00	1.00
0724 Parking Enforcement Officer II	2.00	2.00	2.00
0697 Program Coordinator	1.00	1.00	1.00
0698 Senior Sheriff Services Assistant	1.00	1.00	1.00
0127 Sheriff-Coroner	1.00	1.00	1.00
0701 Sheriff's Captain	3.00	3.00	3.00

<b>Class #</b>	<b>Position Name</b>	<b>FY 2017-18 Final</b>	<b>FY 2018-19 Modified</b>	<b>FY 2019-20 Proposed</b>
1358	Sheriff's Legal Processing Manager	1.00	1.00	1.00
0703	Sheriff's Lieutenant	10.00	10.00	10.00
0703	Sheriff's Lieutenant (Fixed Term)	1.00	-	-
0714	Sheriff's Property & Evidence Clerk	1.00	2.00	2.00
0706	Sheriff's Sergeant	28.00	28.00	28.00
0700	Sheriff's Service Assistant	19.00	19.00	19.00
1466	Special Investigations Assistant	1.00	1.00	1.00
0905	Supervising Communications Dispatcher	6.00	6.00	6.00
0283	Supv Technology Systems Specialist	1.00	1.00	1.00
0279	Technology Systems Specialist II	4.00	4.00	4.00
0282	Technology Systems Specialist III	2.00	2.00	2.00
0128	Undersheriff	1.00	1.00	1.00
<b>Total</b>		<b>314.00</b>	<b>314.00</b>	<b>313.00</b>
<b>Grand Total</b>		<b>2,302.38</b>	<b>2,316.51</b>	<b>2,312.37</b>

<b>County Operating Funds</b>	<b>FY 2017-18 Final</b>	<b>FY 2018-19 Modified</b>	<b>FY 2019-20 Proposed</b>
General Fund	1,261.57	1,258.30	1,255.60
HHS Operating Fund	668.99	672.17	670.73
Marin County Library	102.41	102.41	102.41
Marin County Parks - Measure A	22.55	25.00	25.00
Marin.org Fund	1.00	1.00	-
Miscellaneous Project Fund	-	1.00	1.00
Road	50.00	50.00	50.00
Mental Health Services Act (Prop 63)	33.63	42.00	43.00
Environmental Health Services	24.00	24.00	24.00
Child Support Services	23.00	22.00	22.00
Building Inspection	19.65	20.05	20.05
MCERA Employee Payroll	20.00	20.00	20.00
Realignment - Public Safety	16.00	16.00	16.00
Countywide Government Capital Projects	9.60	9.60	9.60
HHS Whole Person Care	5.00	5.00	5.00
Realignment - Juvenile Justice and Crime Prevention	3.00	3.00	3.00
HUD Fund	3.00	3.00	3.00
Capital Fund - Road And Bridge	-	2.00	2.00
Special Aviation	1.53	1.53	1.53
Workers' Compensation	1.45	1.45	1.45
Realignment - Juvenile Justice-YOBG	1.00	1.00	1.00
Auto Finger ID (GC 76102)	1.00	1.00	1.00
Countywide Grants	1.00	1.00	1.00
SB678 Community Corrections	1.00	1.00	1.00
Inmate Welfare Fund	1.00	1.00	1.00
<b>County Operating Funds Total</b>	<b>2,271.38</b>	<b>2,284.51</b>	<b>2,280.37</b>
<b>Open Space District Total</b>	<b>31.00</b>	<b>32.00</b>	<b>32.00</b>
<b>Grand Total</b>	<b>2,302.38</b>	<b>2,316.51</b>	<b>2,312.37</b>