

County of Marin

2021-2022 Final Budget

Marin County Board of Supervisors

DENNIS RODONI
PRESIDENT, DISTRICT 4

DAMON CONNOLLY
SUPERVISOR, DISTRICT 1

STEPHANIE MOULTON-PETERS
SUPERVISOR, DISTRICT 3


KATIE RICE
SUPERVISOR, DISTRICT 2

JUDY ARNOLD
SUPERVISOR, DISTRICT 5

MATTHEW H. HYMEL
COUNTY ADMINISTRATOR

ROY GIVEN, CPA
DIRECTOR OF FINANCE

Image - Frank Lloyd Wright's Marin County Civic Center, San Rafael, California.



DEPARTMENT OF FINANCE

Excellent and responsive fiscal leadership.

Roy Given, C.P.A.
Director of Finance

PHONE: (415) 473-6154 FAX: (415) 473-3680

November 16, 2021

Board of Supervisors
Marin County Civic Center
San Rafael, CA 94903

Dear Board Members:

The Final Budget of Marin County for the fiscal year July 1, 2021 through June 30, 2022 that your Board adopted is presented in this document. Your Board adopted this budget following public hearings on June 21, 22 and 23, 2021 with no changes to the Proposed Budget. The FY 2021-2022 Final Budget for County governmental and proprietary fund totals \$835,080,682, which funds 2,347.6 full-time equivalent positions. The FY 2021-2022 Final Budget for special districts totals \$32,904,642.

The County Budget sets forth the operating (how to spend) and financial (how to finance) plan for the provision of services to the citizens of the County by all governmental and proprietary funds of the County, dependent special districts and other agencies whose affairs and finances are under the supervision and control of the Board of Supervisors. Two charts that summarize County financing sources and appropriations follow this letter.

The Final Budget was compiled in accordance with the County Budget Act (Government Code §29000 et seq.) and presented in a format prescribed by the State Controller. The following budgetary information is included.

- All Funds Summary (Schedule 1)
- Governmental Funds Summary (Schedule 2)
- Fund Balance – Governmental Funds (Schedule 3)
- Obligated Fund Balances – By Governmental Funds (Schedule 4)
- Summary of Additional Financing Sources by Source and Fund – Governmental Funds (Schedule 5)
- Detail of Additional Financing Sources by Fund and Account - Governmental Funds (Schedule 6)
- Summary of Financing Uses by Function and Fund - Governmental Funds (Schedule 7)
- Detail of Financing Uses by Function, Activity and Budget Unit - Governmental Funds (Schedule 8)
- Financing Sources and Uses by Budget Unit by Object - Governmental Funds (Schedule 9)
- Road Fund Work Program Statement
- Operation of Internal Service Fund (Schedule 10)
- Operation of Enterprise Fund (Schedule 11)
- Special Districts and Other Agencies Summary – Non Enterprise (Schedule 12)
- Fund Balance – Special Districts and Other Agencies –Non Enterprise (Schedule 13)
- Special Districts and Other Agencies – Non Enterprise Obligated Fund Balances (Schedule 14)
- Special Districts and Other Agencies – Non Enterprise Financing Sources and Uses by Budget Unit by Object (Schedule 15)
- Supplemental Information including Personnel Allocation by Budget Center

We would like to thank the Board for its strong support and leadership in the budget development process. On behalf of all County departments and employees, we look forward to executing the County's FY 2021-2022 spending plan.

Respectfully Submitted,

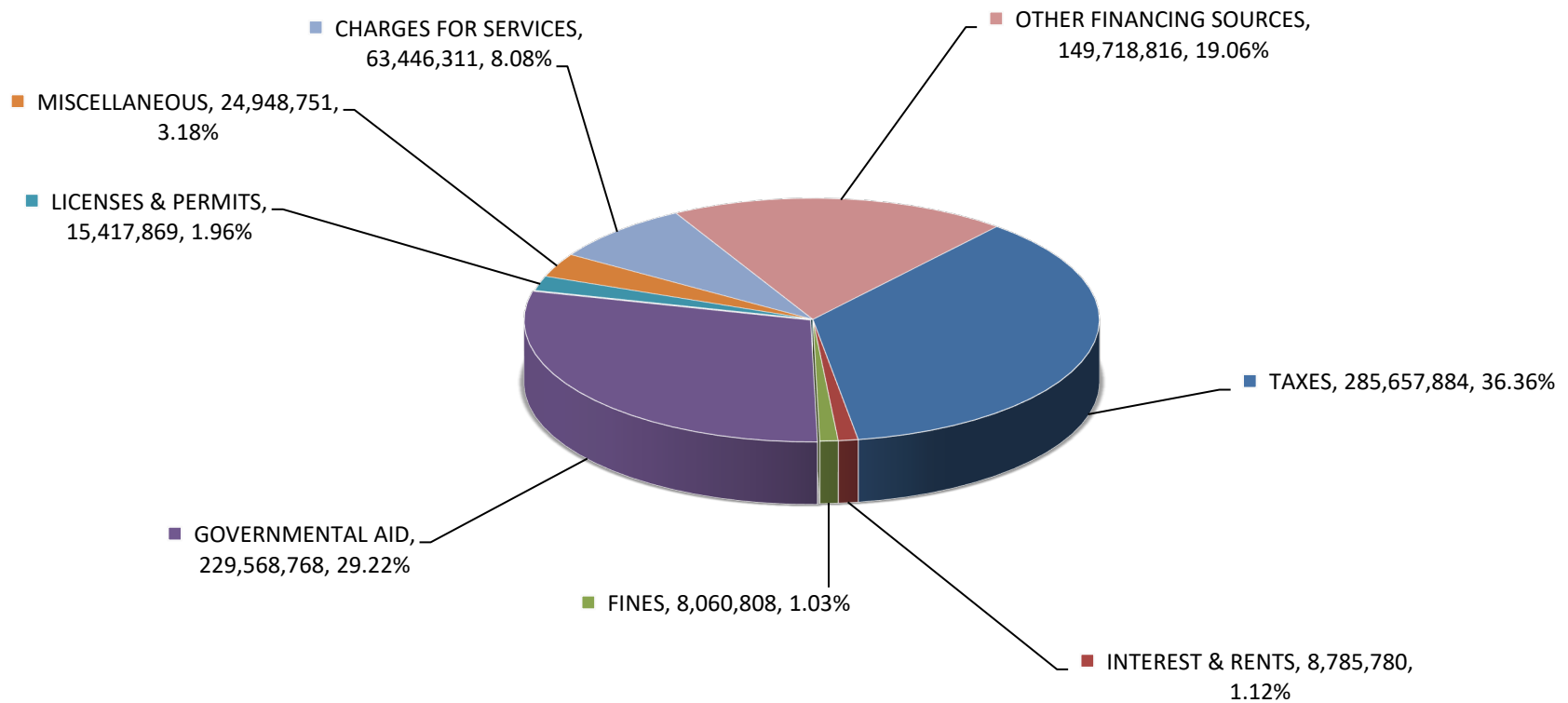
Roy Given
Director of Finance

Matthew Hymel
County Administrator



If you are a person with a disability and require information or materials in alternative formats (such as, Braille, large print, audiotape or CD-ROM), or if you require accommodation to participate in a county program, service or activity, please contact department staff at 415-473-6154; Voice/CRS dial 711.

FY2021-22 ADOPTED BUDGET MEANS OF FINANCING BY MAJOR SOURCES FOR COUNTY GOVERNMENTAL AND PROPRIETARY FUNDS
\$785,604,987
(not including prior year fund balances)



**FY2021-2022 ADOPTED BUDGET APPROPRIATIONS FOR COUNTY
GOVERNMENTAL AND PROPRIETARY FUNDS BY MAJOR FUNCTIONS
\$ 826,278,689
(not including general contingency of \$8,801,993)**

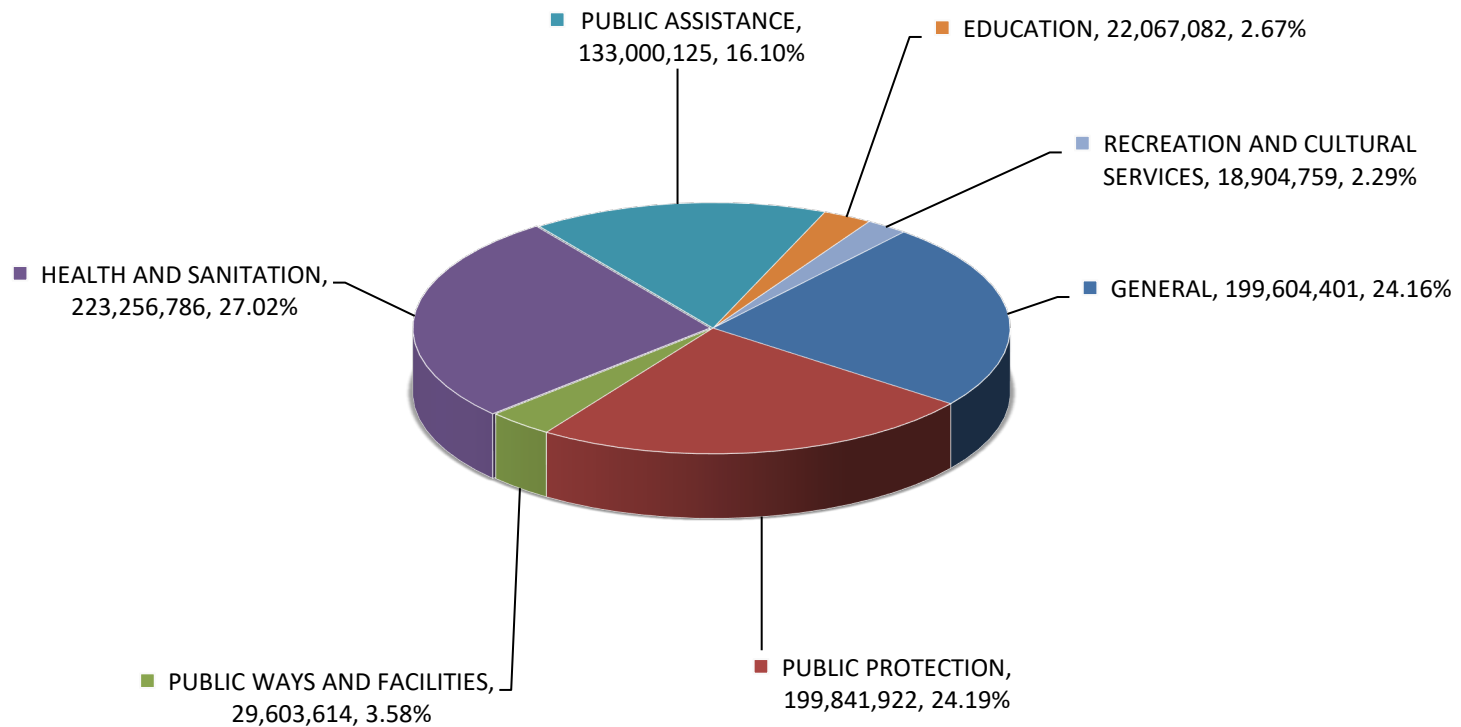


Table of Contents

Budget Letter from the Director of Finance	i
Means of Financing by Major Sources	iii
Appropriations by Major Functions	iv

County Budget Forms

Schedule 1 - All Funds Summary	1
Schedule 2 - Governmental Funds Summary	2
Schedule 3 - Fund Balance – Governmental Funds	6
Schedule 4 - Obligated Fund Balances – by Governmental Funds	13
Schedule 5 - Summary of Additional Financing Sources by Source and Fund – Governmental Funds	23
Schedule 6 - Detail of Additional Financing Sources by Fund and Account – Governmental Funds	31
Schedule 7 - Summary of Financing Uses by Function and Fund – Governmental Funds	135
Schedule 8 - Detail of Financing Uses by Function, Activity and Budget Unit – Governmental Funds	141
Schedule 9 - Financing Sources and Uses by Budget Unit by Object – Governmental Funds	153
Road Fund Work Program Statement	219

Proprietary Funds Budget Forms

Schedule 10 - Operation of Internal Service Fund	220
Schedule 11 - Operation of Enterprise Fund	223

Special District Budget Forms

Schedule 12 - Special Districts and Other Agencies Summary – Non Enterprise	227
Schedule 13 - Fund Balance – Special Districts and Other Agencies – Non Enterprise	231
Schedule 14 - Special Districts and Other Agencies - Non Enterprise Obligated Fund Balances	235
Schedule 15 - Special Districts and Other Agencies - Non Enterprise Financing Sources and Uses by Budget Unit by Object	236

Table of Contents

Budget Unit Detail

100	Health and Human Services	153
200	Child Support Services	160
220	District Attorney's Office	161
230	Fire Department	163
240	Probation Department	165
250	Public Defender	167
260	Sheriff's Office	168
300	County Administrator's Office	171
310	Assessor-Recorder, County Clerk	175
320	Department of Finance	177
330	Board of Supervisors	179
340	County Counsel	180
350	Human Resources	182
360	Information Services	183
380	Retirement Department	184
390	Registrar of Voters - Elections	185
400	Community Development Agency	186
410	Public Works	190
500	Agricultural Weights and Measures	199
510	Farm Advisor/UC Coop Extension	200
520	Marin County Parks	201
530	Cultural Services	204
540	Marin County Free Library	206
653	Waste Management JPA	208
659	Marin County Open Space	209
738	Woodacre Creek Restoration	210
900	Non-Departmental	211

Supplemental Information

Directory of Marin County Officials	284
Trends Relating to Property Taxes	285
County of Marin Personnel Allocation by Department	286

County Budget Forms

County of Marin

All Funds Summary Fiscal Year 2021-22

Fund Name 1	Total Financing Sources			Total Financing Uses			
	Fund Balance Available June 30, 2021 2	Decreases to Obligated Fund Balances 3	Additional Financing Sources 4	Total Financing Sources 5	Financing Uses 6	Increases to Obligated Fund Balances 7	Total Financing Uses 8

Governmental Funds							
General Fund	45,940,972	0	356,158,774	402,099,746	402,099,746	0	402,099,746
Special Revenue Funds	3,534,723	0	365,761,893	369,296,616	369,296,616	0	369,296,616
Capital Project Funds	0	0	21,314,574	21,314,574	21,314,574	0	21,314,574
Debt Service Funds	0	0	19,479,011	19,479,011	19,479,011	0	19,479,011
Total Governmental Funds	49,475,695	0	762,714,252	812,189,947	812,189,947	0	812,189,947

Other Funds							
Internal Service Funds	0	0	15,532,340	15,532,340	15,532,340	0	15,532,340
Enterprise Funds	0	0	7,358,395	7,358,395	7,358,395	0	7,358,395
Special Districts and Other Agencies	(737,800)	0	33,642,442	32,904,642	32,904,642	0	32,904,642
Total Other Funds	(737,800)	0	56,533,177	55,795,377	55,795,377	0	55,795,377

Total All Funds	48,737,895	0	819,247,429	867,985,324	867,985,324	0	867,985,324
------------------------	-------------------	----------	--------------------	--------------------	--------------------	----------	--------------------

County of Marin

Governmental Funds Summary Fiscal Year 2021-22

Fund Name	Total Financing Sources			Total Financing Uses			
	Fund Balance Available June 30, 2021	Decreases to Obligated Fund Balances	Additional Financing Sources	Total Financing Sources	Financing Uses	Increases to Obligated Fund Balances	Total Financing Uses
1	2	3	4	5	6	7	8

General Fund

1000 General Fund	45,940,972	0	355,408,774	401,349,746	401,349,746	0	401,349,746
1010 Miscellaneous Projects	0	0	750,000	750,000	750,000	0	750,000
Total General Fund	45,940,972	0	356,158,774	402,099,746	402,099,746	0	402,099,746

Special Revenue Funds

2020 Electronic Recording Delivery Systems	0	0	60,000	60,000	60,000	0	60,000
2030 Records Modernization (GC 27361)	0	0	508,040	508,040	508,040	0	508,040
2040 Micrographics Conversion (GF 27361.4)	0	0	90,000	90,000	90,000	0	90,000
2050 Vital Records Modernization (SB 1535)	0	0	15,000	15,000	15,000	0	15,000
2060 SSN Truncation Program	38,540	0	1,060	39,600	39,600	0	39,600
2070 Planning In-Lieu Housing	0	0	713,550	713,550	713,550	0	713,550
2080 Building Inspection	0	0	4,113,487	4,113,487	4,113,487	0	4,113,487
2090 Environmental Health Services	120,214	0	4,810,202	4,930,416	4,930,416	0	4,930,416
2110 East Shore Wastewater Maintenance Fund	0	0	70,000	70,000	70,000	0	70,000
2120 Child Support Services	0	0	3,802,244	3,802,244	3,802,244	0	3,802,244
2140 High Tech Theft Apprehension & Prosecution (Cnty)	0	0	2,000,000	2,000,000	2,000,000	0	2,000,000
2150 MCERA Employees	0	0	3,209,080	3,209,080	3,209,080	0	3,209,080
2160 Road	0	0	11,393,687	11,393,687	11,393,687	0	11,393,687

County of Marin

Governmental Funds Summary Fiscal Year 2021-22

Fund Name	Total Financing Sources				Total Financing Uses		
	Fund Balance Available June 30, 2021	Decreases to Obligated Fund Balances	Additional Financing Sources	Total Financing Sources	Financing Uses	Increases to Obligated Fund Balances	Total Financing Uses
1	2	3	4	5	6	7	8
2170 Survey Monument Preservation	0	0	20,000	20,000	20,000	0	20,000
2180 Tidelands Use Fees	0	0	20,000	20,000	20,000	0	20,000
2200 Roadway Impact Fees	0	0	750,000	750,000	750,000	0	750,000
2250 Zero Waste Public Outreach	0	0	20,000	20,000	20,000	0	20,000
2280 Hospital Preparedness Program (HPP)	0	0	514,448	514,448	514,448	0	514,448
2290 California Tobacco Control Program (CTCP)	0	0	613,589	613,589	613,589	0	613,589
2300 Domestic Violence (W&I 18305)	0	0	66,000	66,000	66,000	0	66,000
2310 Children's Trust (AB 2994)	0	0	23,400	23,400	23,400	0	23,400
2320 Social Services Realignment	0	0	15,131,092	15,131,092	15,131,092	0	15,131,092
2330 Health Services Realignment	0	0	9,061,942	9,061,942	9,061,942	0	9,061,942
2340 Health Program	0	0	965,368	965,368	965,368	0	965,368
2350 Emergency Medical Services (GC 76104)	0	0	765,255	765,255	765,255	0	765,255
2360 Mental Health Realignment	0	0	11,817,205	11,817,205	11,817,205	0	11,817,205
2370 Mental Health Program	0	0	200,000	200,000	200,000	0	200,000
2380 Mental Health Services Act (Prop 63)	331,198	0	16,599,313	16,930,511	16,930,511	0	16,930,511
2410 Realignment - CalWORKS MOE	0	0	2,539,195	2,539,195	2,539,195	0	2,539,195
2470 Marin County Library	1,882,571	0	17,677,975	19,560,546	19,560,546	0	19,560,546
2480 Marin County Free Library Measure A	546,400	0	2,733,600	3,280,000	3,280,000	0	3,280,000
2560 Measure A - Parks & Open Space	418,157	0	14,301,803	14,719,960	14,719,960	0	14,719,960
2570 Realignment - Juvenile Justice Crime Prevention	0	0	931,842	931,842	931,842	0	931,842
2580 Inmate Welfare Fund	197,643	0	100,000	297,643	297,643	0	297,643

County of Marin

Governmental Funds Summary Fiscal Year 2021-22

Fund Name 1	Total Financing Sources			Total Financing Uses			
	Fund Balance Available June 30, 2021 2	Decreases to Obligated Fund Balances 3	Additional Financing Sources 4	Total Financing Sources 5	Financing Uses 6	Increases to Obligated Fund Balances 7	Total Financing Uses 8
2590 DMV Vehicle Theft (PC 9250.14)	0	0	118,760	118,760	118,760	0	118,760
2610 Crime Prevention - DCEP	0	0	15,000	15,000	15,000	0	15,000
2640 Auto Finger ID (GC 76102)	0	0	153,013	153,013	153,013	0	153,013
2670 Realignment - Public Safety	0	0	6,479,862	6,479,862	6,479,862	0	6,479,862
2680 Realignment - SB 1020	0	0	14,180,118	14,180,118	14,180,118	0	14,180,118
2690 Realignment - Juvenile Justice YOBG	0	0	939,677	939,677	939,677	0	939,677
2700 Countywide Grants	0	0	674,249	674,249	674,249	0	674,249
2730 Criminal Justice Facilities (GC 76101)	0	0	540,000	540,000	540,000	0	540,000
2770 HUD HOME Prog Inc	0	0	800,856	800,856	800,856	0	800,856
2790 SB678 Community Correction Performance	0	0	1,150,560	1,150,560	1,150,560	0	1,150,560
2800 Health and Human Services Operating	0	0	206,513,333	206,513,333	206,513,333	0	206,513,333
2810 Fish and Wildlife Commission	0	0	46,930	46,930	46,930	0	46,930
2900 Health and Human Services Whole Person	0	0	5,000,000	5,000,000	5,000,000	0	5,000,000
2970 HUD CDBG Program	0	0	1,597,988	1,597,988	1,597,988	0	1,597,988
3440 TOT Measure W Fire Emergency Services	0	0	625,000	625,000	625,000	0	625,000
3450 TOT Measure W Community Housing	0	0	625,000	625,000	625,000	0	625,000
3480 MWPA MEASURE C	0	0	663,170	663,170	663,170	0	663,170
Total Special Revenue Funds	3,534,723	0	365,761,893	369,296,616	369,296,616	0	369,296,616
Capital Project Funds							
1410 Courthouse Construction Fund (GC 76100)	0	0	379,108	379,108	379,108	0	379,108

County of Marin
Governmental Funds Summary
Fiscal Year 2021-22

Fund Name 1	Total Financing Sources			Total Financing Uses			
	Fund Balance Available June 30, 2021 2	Decreases to Obligated Fund Balances 3	Additional Financing Sources 4	Total Financing Sources 5	Financing Uses 6	Increases to Obligated Fund Balances 7	Total Financing Uses 8
1420 Miscellaneous Capital Projects	0	0	7,561,962	7,561,962	7,561,962	0	7,561,962
1430 Other Capital Projects - Road and Bridge	0	0	13,373,504	13,373,504	13,373,504	0	13,373,504
Total Capital Project Funds	0	0	21,314,574	21,314,574	21,314,574	0	21,314,574
Debt Service Funds							
1600 2003 Pension Obligation Bonds	0	0	12,239,913	12,239,913	12,239,913	0	12,239,913
1610 Tobacco Securitization Bond	0	0	1,773,200	1,773,200	1,773,200	0	1,773,200
1680 2001 Certificates of Participation	0	0	900,000	900,000	900,000	0	900,000
1700 1915 Marshal #1 - East Shore Wastewater Project	0	0	56,623	56,623	56,623	0	56,623
1710 1915 Marshal #2 - East Shore Wastewater Project	0	0	37,500	37,500	37,500	0	37,500
1720 2015 Certificates of Participation	0	0	4,471,775	4,471,775	4,471,775	0	4,471,775
Total Debt Service Funds	0	0	19,479,011	19,479,011	19,479,011	0	19,479,011
Total All Funds	49,475,695	0	762,714,252	812,189,947	812,189,947	0	812,189,947

Appropriations Limit: \$ 377,526,184
Appropriations Subject to Limit: \$ 242,786,758

County of Marin

Fund Balance - Governmental Funds Fiscal Year 2021-22

Actual _____
Estimated __X__

Fund Name	Total Fund Balance June 30, 2021	Less: Obligated Fund Balances			Fund Balance Available June 30, 2021
		Encumbrances	Nonspendable, Restricted, and Committed	Assigned	
1	2	3	4	5	6

General Fund

1000 General Fund	259,049,445	6,582,683	72,582,961	133,942,829	45,940,972
1010 Miscellaneous Projects	36,363,933	15,616,435	0	20,747,498	0
Total General Fund	295,413,378	22,199,118	72,582,961	154,690,327	45,940,972

Special Revenue Funds

2010 Local Vital Health Statistics	0	0	0	0	0
2020 Electronic Recording Delivery Systems	0	0	0	0	0
2030 Records Modernization (GC 27361)	33,716	33,716	0	0	0
2040 Micrographics Conversion (GF 27361.4)	5,325	5,325	0	0	0
2050 Vital Records Modernization (SB 1535)	0	0	0	0	0
2060 SSN Truncation Program	77,080	0	0	38,540	38,540
2070 Planning In-Lieu Housing	84,858	84,858	0	0	0
2080 Building Inspection	146,580	146,580	0	0	0
2090 Environmental Health Services	527,190	161,103	0	245,873	120,214
2100 HUD Fund	26,022	26,022	0	0	0
2110 East Shore Wastewater Maintenance Fund	8,013	8,013	0	0	0
2120 Child Support Services	0	0	0	0	0
2130 DOJ Equitable Sharing Program	0	0	0	0	0
2140 High Tech Theft Apprehension & Prosecution (Cnty)	25,952	25,952	0	0	0
2150 MCERA Employees	0	0	0	0	0

County of Marin

Fund Balance - Governmental Funds Fiscal Year 2021-22

Actual _____
Estimated X

Fund Name 1	Total Fund Balance June 30, 2021 2	Less: Obligated Fund Balances			Fund Balance Available June 30, 2021 6
		Encumbrances 3	Nonspendable, Restricted, and Committed 4	Assigned 5	
2160 Road	111,673	111,673	0	0	0
2170 Survey Monument Preservation	0	0	0	0	0
2180 Tidelands Use Fees	0	0	0	0	0
2200 Roadway Impact Fees	0	0	0	0	0
2210 Traffic - Tamalpais Community Plan Area	0	0	0	0	0
2220 Traffic - Strawberry Interchange Plan	0	0	0	0	0
2230 Traffic - West Sir Francis Drake	0	0	0	0	0
2240 Traffic - Atherton Avenue Interchange	0	0	0	0	0
2250 Zero Waste Public Outreach	0	0	0	0	0
2260 Non-Motorized Transportation Plan (NTPP)	0	0	0	0	0
2270 Off-Highway Motor Vehicle Trails (VC 42204)	0	0	0	0	0
2280 Hospital Preparedness Program (HPP)	0	0	0	0	0
2290 California Tobacco Control Program (CTCP)	0	0	0	0	0
2300 Domestic Violence (W&I 18305)	0	0	0	0	0
2310 Children's Trust (AB 2994)	0	0	0	0	0
2320 Social Services Realignment	0	0	0	0	0
2330 Health Services Realignment	0	0	0	0	0
2340 Health Program	0	0	0	0	0
2350 Emergency Medical Services (GC 76104)	0	0	0	0	0
2360 Mental Health Realignment	0	0	0	0	0
2370 Mental Health Program	0	0	0	0	0
2380 Mental Health Services Act (Prop 63)	26,983,072	1,290,239	0	25,361,635	331,198
2390 Substance Abuse Prevention and Treatment (SAPT)	0	0	0	0	0
2400 Project Independence	0	0	0	0	0

County of Marin

Fund Balance - Governmental Funds Fiscal Year 2021-22

Actual _____
Estimated X

Fund Name 1	Total Fund Balance June 30, 2021 2	Less: Obligated Fund Balances			Fund Balance Available June 30, 2021 6
		Encumbrances 3	Nonspendable, Restricted, and Committed 4	Assigned 5	
2410 Realignment - CalWORKS MOE	0	0	0	0	0
2420 DHCS Intergovernmental Transfer Agreement	0	0	0	0	0
2430 Vital Statistics (SB 1535)	0	0	0	0	0
2440 Andrea Fox Fund	0	0	0	0	0
2450 Child Car Seat Program	0	0	0	0	0
2460 POST - Death Certificates	0	0	0	0	0
2470 Marin County Library	5,114,876	534,403	0	2,697,902	1,882,571
2480 Marin County Free Library Measure A	2,263,892	122,324	0	1,595,168	546,400
2490 Marin County Library Trust	0	0	0	0	0
2500 Bolinas Library Trust	0	0	0	0	0
2510 Corte Madera Library - A. Cello Fund	0	0	0	0	0
2520 California Room Trust - Watkins Estate	0	0	0	0	0
2530 Stinson Beach Library Trust	0	0	0	0	0
2550 Luiz Ranch Endowment	0	0	0	0	0
2560 Measure A - Parks & Open Space	17,138,335	2,415,809	1,820,000	12,484,369	418,157
2570 Realignment - Juvenile Justice Crime Prevention	0	0	0	0	0
2580 Inmate Welfare Fund	395,657	551	0	197,463	197,643
2590 DMV Vehicle Theft (PC 9250.14)	0	0	0	0	0
2600 Suppl Lcl Law Enf - Rural Counties and COPS	0	0	0	0	0
2610 Crime Prevention - DCEP	0	0	0	0	0
2620 Writ Fee (GC 26746)	0	0	0	0	0
2630 Asset Forfeiture	0	0	0	0	0
2640 Auto Finger ID (GC 76102)	0	0	0	0	0
2650 Local Law Enforcement Block Grant	0	0	0	0	0

County of Marin

Fund Balance - Governmental Funds Fiscal Year 2021-22

Actual _____
Estimated __X__

Fund Name 1	Total Fund Balance June 30, 2021 2	Less: Obligated Fund Balances			Fund Balance Available June 30, 2021 6
		Encumbrances 3	Nonspendable, Restricted, and Committed 4	Assigned 5	
2660 Civil Paper Service Fee (GC 26731)	0	0	0	0	0
2670 Realignment - Public Safety	6,182,793	645,529	5,537,264	0	0
2680 Realignment - SB 1020	7,752,663	0	0	7,752,663	0
2690 Realignment - Juvenile Justice YOBG	355,413	355,413	0	0	0
2700 Countywide Grants	970,724	970,724	0	0	0
2720 Dispute Resolution (BP 470.3)	0	0	0	0	0
2730 Criminal Justice Facilities (GC 76101)	0	0	0	0	0
2740 Real Estate Fraud (GC 27388)	0	0	0	0	0
2770 HUD HOME Prog Inc	0	0	0	0	0
2780 Treasury AFMLS - Equitable Sharing Prgm	0	0	0	0	0
2790 SB678 Community Correction Performance	278,648	278,648	0	0	0
2800 Health and Human Services Operating	27,915,009	17,701,886	0	10,213,123	0
2810 Fish and Wildlife Commission	0	0	0	0	0
2820 Roadway Impact Fees	0	0	0	0	0
2830 Supplemental Law Enf - COPS	0	0	0	0	0
2840 Asset Forfeiture	0	0	0	0	0
2850 Asset Forfeiture	0	0	0	0	0
2860 Asset Forfeiture	0	0	0	0	0
2870 Asset Forfeiture	0	0	0	0	0
2880 Asset Forfeiture	0	0	0	0	0
2890 Zimmer Family Trust	0	0	0	0	0
2900 Health and Human Services Whole Person	1,758,930	1,248,930	0	510,000	0
2920 Welfare Trust	0	0	0	0	0
2930 Marin Transportation Project	0	0	0	0	0

County of Marin

Fund Balance - Governmental Funds Fiscal Year 2021-22

Actual _____
Estimated __X__

Fund Name 1	Total Fund Balance June 30, 2021 2	Less: Obligated Fund Balances			Fund Balance Available June 30, 2021 6
		Encumbrances 3	Nonspendable, Restricted, and Committed 4	Assigned 5	
2940 Traffic Impact Lucas	0	0	0	0	0
2950 Traffic Mitigation Misc	0	0	0	0	0
2960 Northgate Activity CTR Plan	0	0	0	0	0
2970 HUD CDBG Program	0	0	0	0	0
2980 Health and Human Services Grants	5,710,698	4,582,255	0	1,128,443	0
2990 CARES ACT EMERGENCY RELIEF	0	0	0	0	0
3370 Woodacre Creek	0	0	0	0	0
3390 WsteMgmtJPA-WstMarin	0	0	0	0	0
3420 PLANNING FIN MAP PLAN CK FEE	0	0	0	0	0
3430 RESTRICTED AFFORDABLE HOUSING	0	0	0	0	0
3440 TOT Measure W Fire Emergency Services	22,987	22,987	0	0	0
3450 TOT Measure W Community Housing	0	0	0	0	0
3480 MWPA MEASURE C	18,210	18,210	0	0	0
3500 AMERICAN RESCUE PLAN OF 2021	0	0	0	0	0
6210 Trails Legacy	0	0	0	0	0
6220 Fishnet 4C	0	0	0	0	0
6240 Other Grants	0	0	0	0	0
6250 CSA #23 Terra Linda Area	0	0	0	0	0
6260 CSA #25 San Marin Area	0	0	0	0	0
6270 Affordable Housing Fund	0	0	0	0	0
6280 Marin Transport Proj	0	0	0	0	0
6290 Transport Imprv Fee	0	0	0	0	0
6300 DevelFee-TrfcMitigat	0	0	0	0	0
6310 Traffic N. GateActiv	0	0	0	0	0

County of Marin

Fund Balance - Governmental Funds Fiscal Year 2021-22

Actual _____
Estimated X

Fund Name 1	Total Fund Balance June 30, 2021 2	Less: Obligated Fund Balances			Fund Balance Available June 30, 2021 6
		Encumbrances 3	Nonspendable, Restricted, and Committed 4	Assigned 5	
6320 BASWMAA-RegAdCampagn	0	0	0	0	0
6340 Alcohol and Drug Program	0	0	0	0	0
6360 Pt Reyes Vist Fac Tr	0	0	0	0	0
6370 Marin WildlifeGrants	0	0	0	0	0
6380 Plan'g- In-lieuParks	0	0	0	0	0
6390 FinalMap&PlanChckFee	0	0	0	0	0
6400 Transit Ticket Sales	0	0	0	0	0
6410 Welfare Program	0	0	0	0	0
6440 SpclCircumstnPC987.9	0	0	0	0	0
6450 AutomatWrntVC40508.5	0	0	0	0	0
6460 Miller Pk Boat Launch	0	0	0	0	0
6470 Black Point Boat Launch	0	0	0	0	0
6480 McInnis Park Golf Deposit	0	0	0	0	0
6500 Stafford Lake Trust	0	0	0	0	0
6520 Asset Forfeiture	0	0	0	0	0
Total Special Revenue Funds	103,908,316	30,791,150	7,357,264	62,225,179	3,534,723
Capital Project Funds					
1410 Courthouse Construction Fund (GC 76100)	0	0	0	0	0
1420 Miscellaneous Capital Projects	14,471,377	1,677,027	0	12,794,350	0
1430 Other Capital Projects - Road and Bridge	18,453,765	17,304,895	0	1,148,870	0
1440 COP Projects	4,774,331	623,488	0	4,150,843	0
Total Capital Project Funds	37,699,473	19,605,410	0	18,094,063	0

County of Marin

Fund Balance - Governmental Funds Fiscal Year 2021-22

Actual _____
Estimated X

Fund Name	Total Fund Balance June 30, 2021	Less: Obligated Fund Balances			Fund Balance Available June 30, 2021
		Encumbrances	Nonspendable, Restricted, and Committed	Assigned	
1	2	3	4	5	6

Debt Service Funds

1600 2003 Pension Obligation Bonds	0	0	0	0	0
1610 Tobacco Securitization Bond	0	0	0	0	0
1630 ConsolReasmtBds-Prpy	0	0	0	0	0
1660 MCOS SlpyHlwBondsDSF	0	0	0	0	0
1680 2001 Certificates of Participation	0	0	0	0	0
1690 2010 Certificates of Participation	0	0	0	0	0
1700 1915 Marshal #1 - East Shore Wastewater Project	0	0	0	0	0
1710 1915 Marshal #2 - East Shore Wastewater Project	0	0	0	0	0
1720 2015 Certificates of Participation	0	0	0	0	0
Total Debt Service Funds	0	0	0	0	0

Total Governmental Funds	437,021,167	72,595,678	79,940,225	235,009,569	49,475,695
---------------------------------	-------------	------------	------------	-------------	------------

County of Marin

Obligated Fund Balances - By Governmental Funds Fiscal Year 2021-22

Fund Name and Fund Balance Descriptions 1	Obligated Fund Balances June 30, 2021 2	Decreases or Cancellations		Increases or New Obligated Fund Balances		Total Obligated Fund Balances for the Budget Year 7
		Recommended 3	Adopted by the Board of Supervisors 4	Recommended 5	Adopted by the Board of Supervisors 6	

General Fund

1000 General Fund

Committed

320520 COMMITTED FUND BAL-GEN LIAB	7,687,000	0	0	0	0	7,687,000
320525 COM FUND BAL-ONETME CAP PRJ	8,771,981	0	0	0	0	8,771,981
320530 COMMITTED FD BAL-STATE FED BDGT	5,803,954	0	0	0	0	5,803,954
320535 COMMITTED FD BAL-CONTRACTS	3,000,000	0	0	0	0	3,000,000
320545 COM FD BAL-COUNTYWIDE PROJ	1,820,026	0	0	0	0	1,820,026
320555 COM FD BAL-ECNOMIC UNCERT	45,500,000	0	0	0	0	45,500,000

Total Committed

	72,582,961	0	0	0	0	72,582,961
--	-------------------	----------	----------	----------	----------	-------------------

Assigned

330310 ASSIGNED FUND BALANCE	0	0	0	0	0	0
330311 REQUIRED USE OF FUND BALANCE	45,940,972	0	0	0	0	45,940,972
330312 DESIGNATED FB - FACILITY IMPR	17,017,500	0	0	0	0	17,017,500
330320 ASSIGNED FD BAL-ADMIN DESIG	47,143,506	0	0	0	0	47,143,506
330325 ASSIGNED FD BAL-VEHICLE REPL	55,000	0	0	0	0	55,000
330330 ASSIGNED FD BAL - RADIO REPL	359,481	0	0	0	0	359,481
330335 ASSIGNED FD BAL-ELEC EQUIP	206,908	0	0	0	0	206,908
330340 ASSIGNED FD BAL-MATCH CC IMPR	950,000	0	0	0	0	950,000

County of Marin

Obligated Fund Balances - By Governmental Funds Fiscal Year 2021-22

Fund Name and Fund Balance Descriptions 1	Obligated Fund Balances June 30, 2021 2	Decreases or Cancellations		Increases or New Obligated Fund Balances		Total Obligated Fund Balances for the Budget Year 7
		Recommended 3	Adopted by the Board of Supervisors 4	Recommended 5	Adopted by the Board of Supervisors 6	
330345 ASSIGNED FD BAL-PENSION STB RS	10,000,000	0	0	0	0	10,000,000
330355 BUDGET STABILIZATION RESERVE	12,269,462	0	0	0	0	12,269,462
Total Assigned	133,942,829	0	0	0	0	133,942,829
Total 1000 General Fund	206,525,790	0	0	0	0	206,525,790
1010 Miscellaneous Projects						
Assigned						
330310 ASSIGNED FUND BALANCE	0	0	0	0	0	0
330311 REQUIRED USE OF FUND BALANCE	19,539,876	0	0	0	0	19,539,876
330320 ASSIGNED FD BAL-ADMIN DESIG	1,207,622	0	0	0	0	1,207,622
Total Assigned	20,747,498	0	0	0	0	20,747,498
Total 1010 Miscellaneous Projects	20,747,498	0	0	0	0	20,747,498
Total General Fund	227,273,288	0	0	0	0	227,273,288

County of Marin

Obligated Fund Balances - By Governmental Funds Fiscal Year 2021-22

Fund Name and Fund Balance Descriptions	Obligated Fund Balances June 30, 2021	Decreases or Cancellations		Increases or New Obligated Fund Balances		Total Obligated Fund Balances for the Budget Year
		Recommended	Adopted by the Board of Supervisors	Recommended	Adopted by the Board of Supervisors	
1	2	3	4	5	6	7

Special Revenue Funds

2060 SSN Truncation Program

Assigned

330311 REQUIRED USE OF FUND BALANCE	38,540	0	0	0	0	38,540
-------------------------------------	--------	---	---	---	---	--------

Total Assigned	38,540	0	0	0	0	38,540
-----------------------	---------------	----------	----------	----------	----------	---------------

Total 2060 SSN Truncation Program	38,540	0	0	0	0	38,540
--	---------------	----------	----------	----------	----------	---------------

2080 Building Inspection

Assigned

330310 ASSIGNED FUND BALANCE	0	0	0	0	0	0
------------------------------	---	---	---	---	---	---

330311 REQUIRED USE OF FUND BALANCE	0	0	0	0	0	0
-------------------------------------	---	---	---	---	---	---

Total Assigned	0	0	0	0	0	0
-----------------------	----------	----------	----------	----------	----------	----------

Total 2080 Building Inspection	0	0	0	0	0	0
---------------------------------------	----------	----------	----------	----------	----------	----------

2090 Environmental Health Services

Assigned

330310 ASSIGNED FUND BALANCE	0	0	0	0	0	0
------------------------------	---	---	---	---	---	---

330311 REQUIRED USE OF FUND BALANCE	245,873	0	0	0	0	245,873
-------------------------------------	---------	---	---	---	---	---------

Total Assigned	245,873	0	0	0	0	245,873
-----------------------	----------------	----------	----------	----------	----------	----------------

Total 2090 Environmental Health Services	245,873	0	0	0	0	245,873
---	----------------	----------	----------	----------	----------	----------------

2160 Road

County of Marin

Obligated Fund Balances - By Governmental Funds Fiscal Year 2021-22

Fund Name and Fund Balance Descriptions 1	Obligated Fund Balances June 30, 2021 2	Decreases or Cancellations		Increases or New Obligated Fund Balances		Total Obligated Fund Balances for the Budget Year 7
		Recommended 3	Adopted by the Board of Supervisors 4	Recommended 5	Adopted by the Board of Supervisors 6	
Assigned						
330310 ASSIGNED FUND BALANCE	0	0	0	0	0	0
330311 REQUIRED USE OF FUND BALANCE	0	0	0	0	0	0
Total Assigned	0	0	0	0	0	0
Total 2160 Road	0	0	0	0	0	0
2200 Roadway Impact Fees						
Assigned						
330310 ASSIGNED FUND BALANCE	0	0	0	0	0	0
330311 REQUIRED USE OF FUND BALANCE	0	0	0	0	0	0
Total Assigned	0	0	0	0	0	0
Total 2200 Roadway Impact Fees	0	0	0	0	0	0
2380 Mental Health Services Act (Prop 63)						
Assigned						
330311 REQUIRED USE OF FUND BALANCE	331,198	0	0	0	0	331,198
330315 RESTR FD BAL- PRUDENT RES	2,175,490	0	0	0	0	2,175,490
330316 RESTR FB - COM SVCS SUPR (CSS)	17,354,079	0	0	0	0	17,354,079
330317 RESTR FB PREV EARLY INT - PEI	2,463,322	0	0	0	0	2,463,322
330318 RESTR FND BAL - PEI (TTAC)	0	0	0	0	0	0
330319 RESTR FB - CAPITAL INF TCH	95,909	0	0	0	0	95,909
330324 RESTRICTED - INNOVATION	2,099,509	0	0	0	0	2,099,509

County of Marin

Obligated Fund Balances - By Governmental Funds Fiscal Year 2021-22

Fund Name and Fund Balance Descriptions 1	Obligated Fund Balances June 30, 2021 2	Decreases or Cancellations		Increases or New Obligated Fund Balances		Total Obligated Fund Balances for the Budget Year 7
		Recommended 3	Adopted by the Board of Supervisors 4	Recommended 5	Adopted by the Board of Supervisors 6	
330326 RESTR FB - WRKFRC ED TRN-WET	842,128	0	0	0	0	842,128
330328 RESTRICTED FUND BAL MHSA HOUS	0	0	0	0	0	0
Total Assigned	25,361,635	0	0	0	0	25,361,635
Total 2380 Mental Health Services Act (Prop 63)	25,361,635	0	0	0	0	25,361,635
2470 Marin County Library						
Assigned						
330310 ASSIGNED FUND BALANCE	0	0	0	0	0	0
330311 REQUIRED USE OF FUND BALANCE	1,922,211	0	0	0	0	1,922,211
330320 ASSIGNED FD BAL-ADMIN DESIG	260,000	0	0	0	0	260,000
330321 DESIG FB LIBRARY ELEC DATABASE	5,623	0	0	0	0	5,623
330322 DESIGNATED - LIBRARY AUTOMATN	149,724	0	0	0	0	149,724
330323 DESIGNATED - LIBRARY FUND	360,344	0	0	0	0	360,344
330325 ASSIGNED FD BAL-VEHICLE REPL	0	0	0	0	0	0
Total Assigned	2,697,902	0	0	0	0	2,697,902
Total 2470 Marin County Library	2,697,902	0	0	0	0	2,697,902
2480 Marin County Free Library Measure A						
Assigned						
330311 REQUIRED USE OF FUND BALANCE	1,595,168	0	0	0	0	1,595,168
Total Assigned	1,595,168	0	0	0	0	1,595,168

County of Marin

Obligated Fund Balances - By Governmental Funds Fiscal Year 2021-22

Fund Name and Fund Balance Descriptions 1	Obligated Fund Balances June 30, 2021 2	Decreases or Cancellations		Increases or New Obligated Fund Balances		Total Obligated Fund Balances for the Budget Year 7
		Recommended 3	Adopted by the Board of Supervisors 4	Recommended 5	Adopted by the Board of Supervisors 6	
Total 2480 Marin County Free Library Measure A	1,595,168	0	0	0	0	1,595,168
2560 Measure A - Parks & Open Space						
Committed						
320525 COM FUND BAL-ONETME CAP PRJ	1,820,000	0	0	0	0	1,820,000
Total Committed	1,820,000	0	0	0	0	1,820,000
Assigned						
320526 ASSINGED FUND BAL-ONETME CAP PRJ	0	0	0	0	0	0
330310 ASSIGNED FUND BALANCE	0	0	0	0	0	0
330311 REQUIRED USE OF FUND BALANCE	418,157	0	0	0	0	418,157
330320 ASSIGNED FD BAL-ADMIN DESIG	12,066,212	0	0	0	0	12,066,212
Total Assigned	12,484,369	0	0	0	0	12,484,369
Total 2560 Measure A - Parks & Open Space	14,304,369	0	0	0	0	14,304,369
2580 Inmate Welfare Fund						
Assigned						
330311 REQUIRED USE OF FUND BALANCE	197,463	0	0	0	0	197,463
Total Assigned	197,463	0	0	0	0	197,463
Total 2580 Inmate Welfare Fund	197,463	0	0	0	0	197,463
2670 Realignment - Public Safety						
Committed						

County of Marin

Obligated Fund Balances - By Governmental Funds Fiscal Year 2021-22

Fund Name and Fund Balance Descriptions 1	Obligated Fund Balances June 30, 2021 2	Decreases or Cancellations		Increases or New Obligated Fund Balances		Total Obligated Fund Balances for the Budget Year 7
		Recommended 3	Adopted by the Board of Supervisors 4	Recommended 5	Adopted by the Board of Supervisors 6	
320555 COM FD BAL-ECNOMIC UNCERT	5,537,264	0	0	0	0	5,537,264
Total Committed	5,537,264	0	0	0	0	5,537,264
Assigned						
330311 REQUIRED USE OF FUND BALANCE	0	0	0	0	0	0
Total Assigned	0	0	0	0	0	0
Total 2670 Realignment - Public Safety	5,537,264	0	0	0	0	5,537,264
2680 Realignment - SB 1020						
Assigned						
330311 REQUIRED USE OF FUND BALANCE	0	0	0	0	0	0
330351 RESTRICTED FUND BALANCE - BH	7,539,177	0	0	0	0	7,539,177
330352 RESTRICTED FUND BALANCE - SS	36,061	0	0	0	0	36,061
330353 RESTRICTED FUND BALANCE - DA	177,425	0	0	0	0	177,425
Total Assigned	7,752,663	0	0	0	0	7,752,663
Total 2680 Realignment - SB 1020	7,752,663	0	0	0	0	7,752,663
2800 Health and Human Services Operating						
Assigned						
330320 ASSIGNED FD BAL-ADMIN DESIG	10,213,123	0	0	0	0	10,213,123
Total Assigned	10,213,123	0	0	0	0	10,213,123
Total 2800 Health and Human Services Operating	10,213,123	0	0	0	0	10,213,123

County of Marin

Obligated Fund Balances - By Governmental Funds Fiscal Year 2021-22

Fund Name and Fund Balance Descriptions 1	Obligated Fund Balances June 30, 2021 2	Decreases or Cancellations		Increases or New Obligated Fund Balances		Total Obligated Fund Balances for the Budget Year 7
		Recommended 3	Adopted by the Board of Supervisors 4	Recommended 5	Adopted by the Board of Supervisors 6	
2900 Health and Human Services Whole Person						
Assigned						
330320 ASSIGNED FD BAL-ADMIN DESIG	510,000	0	0	0	0	510,000
Total Assigned	510,000	0	0	0	0	510,000
Total 2900 Health and Human Services Whole Person	510,000	0	0	0	0	510,000
2980 Health and Human Services Grants						
Assigned						
330311 REQUIRED USE OF FUND BALANCE	1,128,443	0	0	0	0	1,128,443
Total Assigned	1,128,443	0	0	0	0	1,128,443
Total 2980 Health and Human Services Grants	1,128,443	0	0	0	0	1,128,443
Total Special Revenue Funds	69,582,443	0	0	0	0	69,582,443

County of Marin

Obligated Fund Balances - By Governmental Funds Fiscal Year 2021-22

Fund Name and Fund Balance Descriptions	Obligated Fund Balances June 30, 2021	Decreases or Cancellations		Increases or New Obligated Fund Balances		Total Obligated Fund Balances for the Budget Year
		Recommended	Adopted by the Board of Supervisors	Recommended	Adopted by the Board of Supervisors	
1	2	3	4	5	6	7

Capital Project Funds

1420 Miscellaneous Capital Projects

Assigned

330310 ASSIGNED FUND BALANCE	0	0	0	0	0	0
330311 REQUIRED USE OF FUND BALANCE	10,459,489	0	0	0	0	10,459,489
330320 ASSIGNED FD BAL-ADMIN DESIG	2,334,861	0	0	0	0	2,334,861
Total Assigned	12,794,350	0	0	0	0	12,794,350

Total 1420 Miscellaneous Capital Projects	12,794,350	0	0	0	0	12,794,350
--	-------------------	----------	----------	----------	----------	-------------------

1430 Other Capital Projects - Road and Bridge

Assigned

330311 REQUIRED USE OF FUND BALANCE	0	0	0	0	0	0
330320 ASSIGNED FD BAL-ADMIN DESIG	1,148,870	0	0	0	0	1,148,870
330331 Restricted for Grant Match	0	0	0	0	0	0
Total Assigned	1,148,870	0	0	0	0	1,148,870

Total 1430 Other Capital Projects - Road and Bridge	1,148,870	0	0	0	0	1,148,870
--	------------------	----------	----------	----------	----------	------------------

1440 COP Projects

Assigned

330311 REQUIRED USE OF FUND BALANCE	4,150,843	0	0	0	0	4,150,843
Total Assigned	4,150,843	0	0	0	0	4,150,843

County of Marin

Obligated Fund Balances - By Governmental Funds Fiscal Year 2021-22

Fund Name and Fund Balance Descriptions 1	Obligated Fund Balances June 30, 2021 2	Decreases or Cancellations		Increases or New Obligated Fund Balances		Total Obligated Fund Balances for the Budget Year 7
		Recommended 3	Adopted by the Board of Supervisors 4	Recommended 5	Adopted by the Board of Supervisors 6	
Total 1440 COP Projects	4,150,843	0	0	0	0	4,150,843
Total Capital Project Funds	18,094,063	0	0	0	0	18,094,063
Total Governmental Funds	314,949,794	0	0	0	0	314,949,794

County of Marin

Summary of Additional Financing Sources by Source and Fund Governmental Funds Fiscal Year 2021-22

Description 1	2019-20 Actual 2	2020-21 Estimated 3	2021-22 Recommended 4	2021-22 Adopted by the Board of Supervisors 5
------------------	------------------------	---------------------------	-----------------------------	--

Summarization by Source

Taxes	284,178,966	299,863,766	285,657,884	285,657,884
Licenses, Permits and Franchises	15,033,345	19,052,001	15,417,869	15,417,869
Fines, Forfeitures, and Penalties	7,305,223	10,080,597	8,060,808	8,060,808
Use of Money and Property	12,148,233	5,627,780	2,767,148	2,767,148
Intergovernmental Revenues	240,735,818	352,276,347	229,568,768	229,568,768
Charges for Current Services	58,143,771	75,636,078	57,170,134	57,170,134
Miscellaneous Revenues	6,165,660	6,840,520	18,392,588	18,392,588
Other Financing Sources	154,572,573	188,188,737	145,679,053	145,679,053
Total Summarization by Source	778,283,589	957,565,826	762,714,252	762,714,252

County of Marin

Summary of Additional Financing Sources by Source and Fund (cont.) Governmental Funds Fiscal Year 2021-22

Description	2019-20 Actual	2020-21 Estimated	2021-22 Recommended	2021-22 Adopted by the Board of Supervisors
1	2	3	4	5

Summarization by Fund

1000 General Fund	367,675,972	422,131,220	355,408,774	355,408,774
1010 Miscellaneous Projects	11,602,682	31,526,023	750,000	750,000
1410 Courthouse Construction Fund (GC 76100)	322,195	217,286	379,108	379,108
1420 Miscellaneous Capital Projects	9,223,370	8,082,946	7,561,962	7,561,962
1430 Other Capital Projects - Road and Bridge	17,686,056	30,267,908	13,373,504	13,373,504
1440 COP Projects	(105,047)	0	0	0
1600 2003 Pension Obligation Bonds	11,064,448	11,684,584	12,239,913	12,239,913
1610 Tobacco Securitization Bond	2,522,796	2,802,601	1,773,200	1,773,200
1630 ConsolReasmtBds-Prpy	40	15	0	0
1660 MCOS SlpyHlwBondsDSF	377	138	0	0
1680 2001 Certificates of Participation	895,124	894,378	900,000	900,000
1690 2010 Certificates of Participation	0	0	0	0
1700 1915 Marshal #1 - East Shore Wastewater Project	56,919	54,182	56,623	56,623
1710 1915 Marshal #2 - East Shore Wastewater Project	36,862	34,553	37,500	37,500
1720 2015 Certificates of Participation	4,474,927	4,465,993	4,471,775	4,471,775
2010 Local Vital Health Statistics	1,814	1,638	0	0
2020 Electronic Recording Delivery Systems	70,268	97,908	60,000	60,000
2030 Records Modernization (GC 27361)	334,328	521,231	508,040	508,040
2040 Micrographics Conversion (GF 27361.4)	73,367	98,974	90,000	90,000
2050 Vital Records Modernization (SB 1535)	20,164	18,495	15,000	15,000
2060 SSN Truncation Program	2,683	907	1,060	1,060

County of Marin

Summary of Additional Financing Sources by Source and Fund (cont.)

Governmental Funds

Fiscal Year 2021-22

Description	2019-20 Actual	2020-21 Estimated	2021-22 Recommended	2021-22 Adopted by the Board of Supervisors
1	2	3	4	5

Summarization by Fund

2070	Planning In-Lieu Housing	7,912,610	949,586	713,550	713,550
2080	Building Inspection	3,291,886	5,445,664	4,113,487	4,113,487
2090	Environmental Health Services	3,973,744	4,623,507	4,810,202	4,810,202
2100	HUD Fund	(323,908)	26,679	0	0
2110	East Shore Wastewater Maintenance Fund	74,794	75,512	70,000	70,000
2120	Child Support Services	3,244,477	3,290,193	3,802,244	3,802,244
2130	DOJ Equitable Sharing Program	45	17	0	0
2140	High Tech Theft Apprehension & Prosecution (Cnty)	1,408,021	1,469,300	2,000,000	2,000,000
2150	MCERA Employees	2,478,947	2,711,490	3,209,080	3,209,080
2160	Road	11,286,530	10,909,478	11,393,687	11,393,687
2170	Survey Monument Preservation	11,104	17,017	20,000	20,000
2180	Tidelands Use Fees	35,731	22,771	20,000	20,000
2200	Roadway Impact Fees	1,252,861	1,550,116	750,000	750,000
2210	Traffic - Tamalpais Community Plan Area	11,286	19,969	0	0
2220	Traffic - Strawberry Interchange Plan	12,336	3,361	0	0
2230	Traffic - West Sir Francis Drake	6,722	1,124	0	0
2240	Traffic - Atherton Avenue Interchange	8,230	3,023	0	0
2250	Zero Waste Public Outreach	110,463	103,000	20,000	20,000
2260	Non-Motorized Transportation Plan (NTPP)	(275,816)	796	0	0
2270	Off-Highway Motor Vehicle Trails (VC 42204)	690	266	0	0
2280	Hospital Preparedness Program (HPP)	489,020	622,860	514,448	514,448
2290	California Tobacco Control Program (CTCP)	708,860	533,275	613,589	613,589

Summary of Additional Financing Sources by Source and Fund (cont.)

Governmental Funds

Fiscal Year 2021-22

Description	2019-20 Actual	2020-21 Estimated	2021-22 Recommended	2021-22 Adopted by the Board of Supervisors
1	2	3	4	5

Summarization by Fund

2300 Domestic Violence (W&I 18305)	47,536	38,859	66,000	66,000
2310 Children's Trust (AB 2994)	34,360	72,411	23,400	23,400
2320 Social Services Realignment	14,281,159	16,030,085	15,131,092	15,131,092
2330 Health Services Realignment	8,369,561	10,574,834	9,061,942	9,061,942
2340 Health Program	1,170,546	219,246	965,368	965,368
2350 Emergency Medical Services (GC 76104)	584,536	417,462	765,255	765,255
2360 Mental Health Realignment	12,943,524	12,740,245	11,817,205	11,817,205
2370 Mental Health Program	4,095,705	1,040,177	200,000	200,000
2380 Mental Health Services Act (Prop 63)	13,515,227	18,705,599	16,599,313	16,599,313
2390 Substance Abuse Prevention and Treatment (SAPT)	1,878,456	376,386	0	0
2400 Project Independence	18	6	0	0
2410 Realignment - CalWORKS MOE	2,062,133	2,263,922	2,539,195	2,539,195
2420 DHCS Intergovernmental Transfer Agreement	24,382	8,210	0	0
2430 Vital Statistics (SB 1535)	49,945	53,728	0	0
2440 Andrea Fox Fund	381	140	0	0
2450 Child Car Seat Program	2,224	1,127	0	0
2460 POST - Death Certificates	2,982	3,006	0	0
2470 Marin County Library	17,431,090	18,571,620	17,677,975	17,677,975
2480 Marin County Free Library Measure A	2,615,387	2,652,841	2,733,600	2,733,600
2490 Marin County Library Trust	8,204	112,514	0	0
2500 Bolinas Library Trust	253	93	0	0
2510 Corte Madera Library - A. Cello Fund	6,321	2,286	0	0

County of Marin

Summary of Additional Financing Sources by Source and Fund (cont.) Governmental Funds Fiscal Year 2021-22

Description	2019-20 Actual	2020-21 Estimated	2021-22 Recommended	2021-22 Adopted by the Board of Supervisors
1	2	3	4	5

Summarization by Fund

2520 California Room Trust - Watkins Estate	1,046	384	0	0
2530 Stinson Beach Library Trust	509	187	0	0
2550 Luiz Ranch Endowment	3	0	0	0
2560 Measure A - Parks & Open Space	15,185,774	15,906,291	14,301,803	14,301,803
2570 Realignment - Juvenile Justice Crime Prevention	1,136,118	1,113,154	931,842	931,842
2580 Inmate Welfare Fund	384,181	149,594	100,000	100,000
2590 DMV Vehicle Theft (PC 9250.14)	260,876	248,532	118,760	118,760
2600 Suppl Lcl Law Enf - Rural Counties and COPS	590,169	562,603	0	0
2610 Crime Prevention - DCEP	1,091	326	15,000	15,000
2620 Writ Fee (GC 26746)	9,074	19,625	0	0
2630 Asset Forfeiture	754	277	0	0
2640 Auto Finger ID (GC 76102)	287,949	260,393	153,013	153,013
2650 Local Law Enforcement Block Grant	2,809	1,032	0	0
2660 Civil Paper Service Fee (GC 26731)	27,358	17,570	0	0
2670 Realignment - Public Safety	6,470,251	7,197,973	6,479,862	6,479,862
2680 Realignment - SB 1020	14,147,362	15,364,886	14,180,118	14,180,118
2690 Realignment - Juvenile Justice YOBG	672,296	1,060,313	939,677	939,677
2700 Countywide Grants	846,785	551,253	674,249	674,249
2720 Dispute Resolution (BP 470.3)	30,261	26,533	0	0
2730 Criminal Justice Facilities (GC 76101)	362,118	253,600	540,000	540,000
2740 Real Estate Fraud (GC 27388)	311,069	470,635	0	0
2770 HUD HOME Prog Inc	644,375	447,515	800,856	800,856

County of Marin

Summary of Additional Financing Sources by Source and Fund (cont.)

Governmental Funds Fiscal Year 2021-22

Description	2019-20 Actual	2020-21 Estimated	2021-22 Recommended	2021-22 Adopted by the Board of Supervisors
1	2	3	4	5

Summarization by Fund

2780 Treasury AFMLS - Equitable Sharing Prgm	456	168	0	0
2790 SB678 Community Correction Performance	1,029,607	1,054,493	1,150,560	1,150,560
2800 Health and Human Services Operating	180,144,749	224,473,147	206,513,333	206,513,333
2810 Fish and Wildlife Commission	29,841	25,674	46,930	46,930
2820 Roadway Impact Fees	189,139	173,930	0	0
2830 Supplemental Law Enf - COPS	253,671	244,190	0	0
2840 Asset Forfeiture	643	236	0	0
2850 Asset Forfeiture	303	111	0	0
2860 Asset Forfeiture	29,281	20,529	0	0
2870 Asset Forfeiture	78	29	0	0
2880 Asset Forfeiture	312,393	6,884	0	0
2890 Zimmer Family Trust	14,815	5,442	0	0
2900 Health and Human Services Whole Person	7,235,573	3,683,664	5,000,000	5,000,000
2920 Welfare Trust	1,617,407	(988,331)	0	0
2930 Marin Transportation Project	44	16	0	0
2940 Traffic Impact Lucas	4,647	1,707	0	0
2950 Traffic Mitigation Misc	62	23	0	0
2960 Northgate Activity CTR Plan	40,945	2,891	0	0
2970 HUD CDBG Program	1,416,967	1,708,558	1,597,988	1,597,988
2980 Health and Human Services Grants	2,500,548	360,609	0	0
2990 CARES ACT EMERGENCY RELIEF	(91)	26,676,598	0	0
3370 Woodacre Creek	11	4	0	0

County of Marin

Summary of Additional Financing Sources by Source and Fund (cont.)
Governmental Funds
Fiscal Year 2021-22

Description	2019-20 Actual	2020-21 Estimated	2021-22 Recommended	2021-22 Adopted by the Board of Supervisors
1	2	3	4	5

Summarization by Fund

3390 WsteMgmtJPA-WstMarin	1,586	583	0	0
3420 PLANNING FIN MAP PLAN CK FEE	6,419	2,314	0	0
3430 RESTRICTED AFFORDABLE HOUSING	58,260	15,326	0	0
3440 TOT Measure W Fire Emergency Services	606,750	560,065	625,000	625,000
3450 TOT Measure W Community Housing	609,610	560,453	625,000	625,000
3480 MWPA MEASURE C	0	1,019,854	663,170	663,170
3500 AMERICAN RESCUE PLAN OF 2021	0	25,136,958	0	0
6210 Trails Legacy	0	0	0	0
6220 Fishnet 4C	(14)	0	0	0
6240 Other Grants	(216)	0	0	0
6250 CSA #23 Terra Linda Area	(18)	0	0	0
6260 CSA #25 San Marin Area	0	0	0	0
6270 Affordable Housing Fund	0	0	0	0
6280 Marin Transport Proj	0	0	0	0
6290 Transport Imprv Fee	0	0	0	0
6300 DevelFee-TrfcMitigat	0	0	0	0
6310 Traffic N. GateActiv	0	0	0	0
6320 BASWMAA-RegAdCampagn	0	0	0	0
6340 Alcohol and Drug Program	(1)	0	0	0
6360 Pt Reyes Vist Fac Tr	113	42	0	0
6370 Marin WildlifeGrants	(121)	0	0	0
6380 Plan'g- In-lieuParks	1,656	608	0	0

County of Marin

Summary of Additional Financing Sources by Source and Fund (cont.)

Governmental Funds

Fiscal Year 2021-22

Description	2019-20 Actual	2020-21 Estimated	2021-22 Recommended	2021-22 Adopted by the Board of Supervisors
1	2	3	4	5

Summarization by Fund

6390 FinalMap&PlanChckFee	0	0	0	0
6400 Transit Ticket Sales	146	53	0	0
6410 Welfare Program	0	0	0	0
6440 SpclCircumstnPC987.9	2,329	856	0	0
6450 AutomatWrntVC40508.5	76	28	0	0
6460 Miller Pk Boat Launch	1,118	411	0	0
6470 Black Point Boat Launch	665	244	0	0
6480 McInnis Park Golf Deposit	1	0	0	0
6500 Stafford Lake Trust	0	0	0	0
6520 Asset Forfeiture	5	2	0	0

Total Summarization by Fund	778,283,589	957,565,826	762,714,252	762,714,252
------------------------------------	--------------------	--------------------	--------------------	--------------------

County of Marin

Detail of Additional Financing Sources by Fund and Account Governmental Funds Fiscal Year 2021-22

Fund Name	Financing Source Category	Financing Source Account	2019-20 Actual	2020-21 Estimated	2021-22 Recommended	2021-22 Adopted by the Board of Supervisors
1	2	3	4	5	6	7

General Fund

1000 General Fund

Taxes

411030	PROP TAX-CURR UNSEC		2,709,096	2,821,915	2,372,850	2,372,850
411110	PROP TAX-CUR SECURED		141,132,159	148,724,187	153,400,000	153,400,000
411115	PROP TAX-CURR SEC-UNI		1,668,205	1,724,991	1,225,750	1,225,750
411125	PROP TAX CUR SEC SPL BEN TAX		(166)	(25,393)	75,000	75,000
411135	PROP TAX- PRIOR UNSEC		106,710	84,449	93,500	93,500
411210	SUPP PROP TAX-CURR		3,171,571	3,083,099	2,092,700	2,092,700
411215	SUPP PROP TAX-CURR-UNSEC		123,211	58,778	31,000	31,000
411310	SUPP PROP TAX-PRIOR-REDEM		118,706	101,415	52,500	52,500
411410	RESIDUAL PROP TAX-RPTTF (ABX1)		1,060,677	1,862,092	1,046,350	1,046,350
411510	PASTHRU PRTAX HMILT N RDATA X I		341,779	368,211	330,000	330,000
411515	PSTHRU PROP TX-NOV DNTWN RDA		237,642	247,103	205,000	205,000
411520	PSTHRU PROP TX-NO HAMILTON RDA		274,699	305,102	265,000	265,000
411525	PSTHRU PROP TX-SRRDA PR1290 PA		1,766,801	1,772,425	1,800,000	1,800,000
411540	PASS THRU PROP TX NV VNOK RDA		0	0	0	0
411610	PROP TAX IN LIEU OF VLF		36,107,188	37,774,228	39,300,000	39,300,000

County of Marin

Detail of Additional Financing Sources by Fund and Account Governmental Funds Fiscal Year 2021-22

Fund Name 1	Financing Source Category 2	Financing Source Account 3	2019-20 Actual 4	2020-21 Estimated 5	2021-22 Recommended 6	2021-22 Adopted by the Board of Supervisors 7
		411710 SALES AND USE TAX	4,690,231	5,045,145	4,500,000	4,500,000
		411715 SALES TAX1/4% TRANS SALES TAX	65,915	70,867	60,000	60,000
		411810 OTH TAX-CURR ERAF REV	4,369,697	2,560,138	0	0
		411820 OTH TAX-EXCES ERAF	45,745,214	48,692,846	38,500,000	38,500,000
		411825 OTH TAX-TRIPLE FLIP	0	0	0	0
		411830 OTH TAX- PROP TRAN TAX	3,923,567	6,351,359	3,500,000	3,500,000
		411835 OTH TAX-TRANSIENT OCC TAX	4,556,101	3,844,005	3,750,000	3,750,000
		411840 OTH TAX-AIRCRAFT TAX	242,426	250,827	200,000	200,000
		460120 TAX COL FEES ADM (CTRA)	0	0	0	0
<i>Total Taxes</i>			252,411,429	265,717,789	252,799,650	252,799,650
<i>Licenses, Permits and Franchises</i>						
		421110 ANIMAL LICENSES	230,024	253,412	250,000	250,000
		421210 BUSINESS LICENSES	0	0	0	0
		421215 BUSINESS LICENSES-UNINCORP	1,019,848	1,645,088	750,000	750,000
		421220 BUS LICENSES-5% ADMIN FEE	1,099	1,661	0	0
		421310 CONSTRUCTION PERMITS	294,754	277,953	380,275	380,275
		421315 CONST PERMITS-INSPECTIONS	0	7,500	0	0
		421320 CONST PERMITS - BLDG	197,918	273,721	107,000	107,000
		421410 ROAD PRIVILEGES AND PERMITS	366,981	283,302	250,000	250,000

County of Marin

Detail of Additional Financing Sources by Fund and Account Governmental Funds Fiscal Year 2021-22

Fund Name	Financing Source Category	Financing Source Account	2019-20 Actual	2020-21 Estimated	2021-22 Recommended	2021-22 Adopted by the Board of Supervisors
1	2	3	4	5	6	7
	421510	ZONE PERM ADMIN-SUSTAIN REVIEW	54,527	60,671	51,500	51,500
	421515	ZONE PERM ADMIN-GEN PLAN MAIN	310,824	461,098	358,750	358,750
	421520	ZONE PERM ADMIN-SPL PLAN SRV	0	0	0	0
	421525	ZONE PERM ADMIN-DEV REV FEES	672,292	720,235	675,379	675,379
	421610	FRANCHISES	1,891,453	2,106,014	2,060,360	2,060,360
	421615	FRANCHISES-CABLE TV	1,150,969	993,822	1,050,000	1,050,000
	421710	OTHER LICENSES AND PERMITS	23,676	53,501	8,000	8,000
	421735	OTH LIC AND PERM-UNDGRD STRG	0	0	0	0
	421740	OTH LIC PER-ENFOR COST RECOV	69,855	31,846	25,000	25,000
	421750	OTH LIC PERM-MED MARIJUANA	0	0	0	0
<i>Total Licenses, Permits and Franchises</i>			6,284,220	7,169,824	5,966,264	5,966,264
<i>Fines, Forfeitures, and Penalties</i>						
	431110	VEHICLE CODE FINE	0	0	0	0
	431115	VEHICLE CODE FINE-STATHAM	0	0	0	0
	431120	VEHI CODE FINE-DELINQUENT	1,023,546	907,774	1,043,834	1,043,834
	431210	OTHER COURT FINES	812,661	614,762	1,020,913	1,020,913
	431215	OTH CRT FINES-TRAFFIC SCHOOL	642	(1,575)	0	0
	431220	OTH CRT FINES-TVS BAL OF FEE	183,570	102,372	0	0
	431225	OTH CRT FINES-INVST COST REC	0	0	0	0

County of Marin

Detail of Additional Financing Sources by Fund and Account Governmental Funds Fiscal Year 2021-22

Fund Name	Financing Source Category	Financing Source Account	2019-20 Actual	2020-21 Estimated	2021-22 Recommended	2021-22 Adopted by the Board of Supervisors
1	2	3	4	5	6	7
		431310 FORFEITURES AND PENALTIES	618,458	493,901	1,119,988	1,119,988
		431410 PENALTY ON DELINQUENT TAX	3,028,729	7,006,164	3,073,900	3,073,900
		431415 PENALTY DELIN TAX-REDEMP	7,140	8,030	20,000	20,000
<i>Total Fines, Forfeitures, and Penalties</i>			5,674,746	9,131,428	6,278,635	6,278,635
<i>Use of Money and Property</i>						
		441110 INVESTMT INCOME-INT	4,495	0	0	0
		441115 INVESTMT INCOME-INT POOLED	7,297,453	2,248,963	500,000	500,000
		441120 INVESTMT INCOME-ERAF INT	83,497	17,994	20,000	20,000
		441135 INVESTMT INCOME-UNREALIZD GAIN	(221,975)	10	0	0
		441210 RENTS AND CONCESSIONS-EQUIP	117,274	978	60,341	60,341
		441215 RENTS AND CONCESSIONS-PROP	1,740,684	1,914,439	1,738,440	1,738,440
		441220 RENTS CONCESSIONS-VENDNG MACH	0	0	5,000	5,000
		441225 RENTS AND CONCESS-HANDLG FEE	0	0	0	0
		441230 RENTS AND CONCESS-FOOD CONCESS	13,122	34,172	26,500	26,500
<i>Total Use of Money and Property</i>			9,034,550	4,216,556	2,350,281	2,350,281
<i>Intergovernmental Revenues</i>						
		451150 STATE-INLIEU TX-CALTRN	10,410	9,483	10,000	10,000
		451210 STATE-PUB ASSIST ADMIN	0	0	0	0
		451310 STATE-PUBLIC ASSIST PRG	0	22,704	80,000	80,000

County of Marin

Detail of Additional Financing Sources by Fund and Account Governmental Funds Fiscal Year 2021-22

Fund Name	Financing Source Category	Financing Source Account	2019-20 Actual	2020-21 Estimated	2021-22 Recommended	2021-22 Adopted by the Board of Supervisors
1	2	3	4	5	6	7
		451315 STATE-PUB ASSIST PRG-CAPIT	0	0	0	0
		451320 STATE - PA PROGRAM -FOSTER CARE	0	0	0	0
		451325 STATE PUB ASSIST CHILD WEL SVS	0	0	0	0
		451330 STATE -PA ADULT PRORECTV SVC	0	0	0	0
		451335 STATE-PA PROGRAM - FOSTR CARE	0	0	0	0
		451410 STATE-HEALTH ADMIN	0	0	0	0
		451510 STATE-CALIFORNIA CHILDREN SVS	0	0	0	0
		451610 STATE - MENTAL HEALTH	0	0	0	0
		451710 STATE-TUBERCULOSIS CONTROL	0	0	0	0
		451810 STATE - HEALTH	0	0	40,186	40,186
		451820 STATE- AGRICULTURE	190,555	220,184	171,100	171,100
		451830 STATE - CIVIL DEFENSE	0	0	0	0
		451850 STATE-JVENLE RENTRY GR SB 1020	886,134	568,185	840,000	840,000
		451860 STATE-CORRECTIONS	0	0	50,089	50,089
		451880 STATE-VETERANS' AFFAIRS	0	0	0	0
		451910 STATE-HOMEOWNERS PROP TAX RLF	637,681	631,512	650,000	650,000
		451920 STATE-PROP 172 PUB SFTY FUND	25,911,405	26,975,556	25,000,000	25,000,000
		451930 STATE-COPS	72,629	72,325	88,075	88,075
		451940 STATE-COPS-SMLL CTY RURL ENFOR	0	0	0	0

County of Marin

Detail of Additional Financing Sources by Fund and Account Governmental Funds Fiscal Year 2021-22

Fund Name	Financing Source Category	Financing Source Account	2019-20 Actual	2020-21 Estimated	2021-22 Recommended	2021-22 Adopted by the Board of Supervisors
1	2	3	4	5	6	7
	451950	STATE-OTH-REALGMENT VLF	173,732	160,069	0	0
	451960	STATE-OTH-SB 90 REIMB	197,258	338,587	15,000	15,000
	451970	STATE-OTHER	2,504,648	11,592,254	2,455,372	2,455,372
	451971	STATE-MISC CONTRIBUTION	126,444	128,459	120,000	120,000
	451980	STATE-OTH-PEACE OFFICER TRNG	394,217	260,021	369,540	369,540
	451985	SB1020 LOCAL INNOVAT SUB ACCT	0	0	0	0
	451990	STATE REALIGN-PUB SAFETY AB	0	0	0	0
	452110	FEDERAL-PUB ASSIST ADMIN	0	0	0	0
	452210	FEDERAL-PUB ASSIST PRG	228,044	209,094	300,000	300,000
	452310	FEDERAL-HEALTH ADMINISTRATION	0	0	0	0
	452410	FED-DISASTER RELIEF-STRM DMAGE	0	0	0	0
	452510	FEDERAL-IN-LIEU TAXES	235,080	232,775	200,000	200,000
	452610	FEDERAL-OTHER	2,311,204	1,979,745	2,086,793	2,086,793
	453110	OTH-GOVERNMENTAL AGENCIES	2,817,624	2,158,012	2,373,180	2,373,180
<i>Total Intergovernmental Revenues</i>			36,697,065	45,558,965	34,849,335	34,849,335
<i>Charges for Current Services</i>						
	460110	CHRG FOR SV - ASSMNT TX COLL	16,008	26,225	16,000	16,000
	460115	CHRG FOR SV - SPEC PROP TX AD	1,100,263	1,157,551	1,125,000	1,125,000
	460125	ASSESSMENT AND TAX COLL FEES-CITIES	2,745,433	3,037,334	2,678,100	2,678,100

County of Marin

Detail of Additional Financing Sources by Fund and Account Governmental Funds Fiscal Year 2021-22

Fund Name	Financing Source Category	Financing Source Account	2019-20 Actual	2020-21 Estimated	2021-22 Recommended	2021-22 Adopted by the Board of Supervisors
1	2	3	4	5	6	7
		460130 ASSESSMENT AND TAX COLL-TAX SALES	0	0	0	0
		460135 ASSESSMENT AND TAX COLL FEE-SUSP	147,797	162,375	147,000	147,000
		460140 AS TX COL FEE-SUP PROP TX ADMN	1,141,057	1,090,218	775,000	775,000
		460145 AS TX COL FEE--APLICATN FEE	17,430	18,350	35,000	35,000
		460210 SPL ASSESSMENT-SPECIAL DIST	32,502	27,834	32,000	32,000
		460310 AUDITING AND ACCT FEES	0	0	5,000	5,000
		460315 AUDITING AND ACCT FEES-BONDS	0	0	0	0
		460320 AUD AND ACC FEE-REIM BANK FEE	897,748	878,290	976,512	976,512
		460410 COMMUNICATION SVS	506,925	799,290	641,819	641,819
		460415 COMMUNICATION SVS-TECHNICAL	69,765	88,092	358,000	358,000
		460420 COMMUNICATION SVS-OPERATION	3,437,802	3,475,825	4,399,179	4,399,179
		460510 ELECTION SERVICES	649,176	1,034,736	230,000	230,000
		460515 ELECTION SVS- FILING FEE	25,430	34,985	38,000	38,000
		460610 LEGAL SERVICES	381,295	529,201	550,000	550,000
		460615 LEGAL SERVICES-COUNSEL FEES	0	0	0	0
		460710 PLANNING AND ENG SVS	262,146	404,073	399,088	399,088
		460715 PLAN AND ENG SVS-MAPPING FEES	51	0	0	0
		460720 PLAN AND ENG SVS-TECHNLGY FEE	2,985	3,105	4,000	4,000
		460725 PLAN AND ENG SVS-SITE CHK FEE	176,487	157,653	206,000	206,000

County of Marin

Detail of Additional Financing Sources by Fund and Account Governmental Funds Fiscal Year 2021-22

Fund Name	Financing Source Category	Financing Source Account	2019-20 Actual	2020-21 Estimated	2021-22 Recommended	2021-22 Adopted by the Board of Supervisors
1	2	3	4	5	6	7
		460730 PLAN AND ENG SVS-INT STUDIES	12,625	17,315	30,900	30,900
		460735 PLAN AND ENG SVS-ENT GIS FEE	0	0	0	0
		460740 PURCHASING FEES	1,180,121	2,164,546	1,227,800	1,227,800
		460810 CIVIL PROCESSING SVS	315	2,558	60,000	60,000
		460815 CIVIL PROCESSING SVS-GARNISHMT	1,572	1,188	2,300	2,300
		460820 CIVIL PROCES SVS-SUBP WIT FEES	0	2,475	0	0
		460825 CIVIL SVS-CRT FEE-MUNICIPAL	543	0	0	0
		460830 CIVIL SVS-CRT FEES-SQ	87,375	101,093	117,585	117,585
		460835 CIVIL SVS-JUVI REC SEAL FEE	0	0	0	0
		460840 CIVIL PROCESS SVS-FILING FEES	0	(15)	0	0
		460910 ESTATE FEES	456,352	437,111	468,405	468,405
		461110 HUMANE SERVICES	93,244	61,545	100,000	100,000
		461210 LAW ENFOR SVS-JAIL BOOKING FEE	222,060	222,060	225,674	225,674
		461215 LAW ENFORCEMENT SERVICES-DUI	0	0	0	0
		461220 LAW ENFOR SVS-COMUNTY SVS WORK	3,836	3,212	0	0
		461225 LAW ENFOR SVS-ADMIN FEE	6,270	12,175	0	0
		461230 LAW ENFOR SVS-RESTI FEES	0	0	0	0
		461235 LAW ENFOR SVS-SUPRV PROB CASE	101,150	133,884	0	0
		461240 LAW ENFOR SVS-ACELERTED PAROLE	26,224	15,599	0	0

County of Marin

Detail of Additional Financing Sources by Fund and Account Governmental Funds Fiscal Year 2021-22

Fund Name	Financing Source Category	Financing Source Account	2019-20 Actual	2020-21 Estimated	2021-22 Recommended	2021-22 Adopted by the Board of Supervisors
1	2	3	4	5	6	7
	461245	LAW ENFOR SVS-APPLI FEES	0	0	0	0
	461250	LAW ENFOR SVS-CT OTH GVT AGEN	767,419	492,855	441,475	441,475
	461255	LAW ENFORCEMENT SERVICES	70,608	0	86,385	86,385
	461310	RECORDING FEES	987,383	1,499,018	1,123,366	1,123,366
	461315	REC FEES-NO OWNERSHIP RPRT	2,633	4,125	9,296	9,296
	461320	REC FEES-DEATH CERTI	0	0	0	0
	461325	REC FEES-ADMIN	215,689	353,996	124,266	124,266
	461330	RECORDING FEES-AB 1938	650	750	4,150	4,150
	461335	RECORDING FEES-CLERK FEES	206,700	204,058	280,000	280,000
	461410	HEALTH FEES	0	0	0	0
	461415	HEALTH FEES-CERT FEES	0	0	0	0
	461420	HEALTH FEES-MEDICARE REVENUE	0	0	0	0
	461425	HEALTH FEES-HEALTHY FAMILIES	0	0	0	0
	461430	HEALTH FEES-PVT INS	0	0	0	0
	461435	HEALTH FEES-PATIENT FEES	0	0	0	0
	461440	HEALTH FEES-LAB FEES	0	0	0	0
	461445	HEALTH FEES-HEALTH KIDS	0	0	0	0
	461450	MENTAL HEALTH SERVICES	0	0	0	0
	461455	MENTAL HEALTH SVS-INS	0	0	0	0

County of Marin

Detail of Additional Financing Sources by Fund and Account Governmental Funds Fiscal Year 2021-22

Fund Name	Financing Source Category	Financing Source Account	2019-20 Actual	2020-21 Estimated	2021-22 Recommended	2021-22 Adopted by the Board of Supervisors
1	2	3	4	5	6	7
		461460 CALIFORNIA CHILDREN SVS	0	0	0	0
		461610 INSTITUTIONAL CARE SVS	0	0	0	0
		461615 INST CARE AND SVS-IN-PAT HOSP	22,555	1,755	40,000	40,000
		461620 INST CARE & SVS-WORK PRG REIM	86,856	11,367	0	0
		461625 INST CARE SVS-GEN ASSIST REIM	0	0	0	0
		461630 INST CARE AND SVS-AMBUL FEES	2,548,782	1,931,415	1,600,000	1,600,000
		461635 INST CARE AND SVS-REIM PVT	0	0	0	0
		461710 EDUCATIONAL SERVICES	0	0	0	0
		461910 PARKS AND REC SVS	0	0	0	0
		461915 PARKS AND REC SVS-PICNIC FEES	87,632	11,142	94,500	94,500
		461920 PARKS AND REC SVS-CONCES REVUE	0	0	0	0
		461925 PARKS AND REC SVS-YEARLY PERMT	36,539	46,793	40,500	40,500
		461930 PARKS AND REC SVS-ADMISSIONS	272,390	432,070	365,500	365,500
		461935 PKS AND REC SVS-ATHLETIC FEES	26,578	47,206	42,100	42,100
		461940 PKS AND REC SVS-FILMING	0	1,813	4,000	4,000
		461945 PKS AND REC SVS-SWIM POOL FEES	13,527	0	0	0
		461955 PKS AND REC SVS-EXHIBIT SALES	381	0	0	0
		462610 CHRGS FOR CUR SVCS-OTHER	8,950,199	9,124,195	10,504,878	10,504,878
		462630 OTH-STATE AND FED FIRE REIMB	5,049,990	16,869,144	409,137	409,137

County of Marin

Detail of Additional Financing Sources by Fund and Account Governmental Funds Fiscal Year 2021-22

Fund Name	Financing Source Category	Financing Source Account	2019-20 Actual	2020-21 Estimated	2021-22 Recommended	2021-22 Adopted by the Board of Supervisors
1	2	3	4	5	6	7
	462640	OTHER-FOREST CDF	6,972,260	7,501,787	6,935,000	6,935,000
	462650	OTHER-MICROGRAPHIC	183,301	202,989	188,855	188,855
	462660	OTHER-CENTRAL SERVICES	50,551	81,400	42,000	42,000
	462670	OTHER-EXTRA-HIRE STAFFING	30,270	12,586	25,767	25,767
	462680	OTHER-LOCAL 16 STATE TECH	458,842	57,836	374,000	374,000
	462690	OTHER - CONTRACT REV	242,275	395,199	577,560	577,560
	463110	INTERFUND REVENUE	6,443,195	7,712,385	6,896,850	6,896,850
	463210	INTERFUND REVENUE-INDIRECT OH	0	0	0	0
	463310	INTERFUND REV - AUD AND ACCT	0	50,000	20,000	20,000
	463410	INTERFUND REVENUE-DPW RENT	68,388	68,388	0	0
	463415	INTER-FUND COST REC-DPW SAL	3,134,318	3,003,777	4,231,215	4,231,215
	463420	INTERFUND REVENUE- COMM SVS	534,963	517,287	518,140	518,140
	463430	INTERFUND REVENUE-PARKS	630,055	648,957	648,957	648,957
	463440	INTERFUND REVENUE-SAL	166,389	13,067	139,790	139,790
	463445	INTERFUND REVENUE-SAL GRANT	0	0	0	0
	463450	INTERFUND REVENUE-RENT	521,572	690,834	518,558	518,558
	463510	INTERFUND COST REC-DPW VEH DEP	0	0	0	0
<i>Total Charges for Current Services</i>			52,584,877	68,088,077	51,134,607	51,134,607

Miscellaneous Revenues

County of Marin

Detail of Additional Financing Sources by Fund and Account Governmental Funds Fiscal Year 2021-22

Fund Name	Financing Source Category	Financing Source Account	2019-20 Actual	2020-21 Estimated	2021-22 Recommended	2021-22 Adopted by the Board of Supervisors
1	2	3	4	5	6	7
	470110	OTHER SALES	1,200	0	0	0
	470210	OTH SALES-LOT SPLIT AND MERGER	4,470	5,100	5,000	5,000
	470215	OTH SALES-COPY MEDICAL RECORD	0	0	0	0
	470220	OTHER SALES-MAPS	7,287	9,763	5,148	5,148
	470310	MISC REVENUES	447,071	303,040	463,775	463,775
	470320	MIS REV-CANCEL WRNTS AND CHECK	37,319	30,799	95,500	95,500
	470330	MIS REV-CONTRI AND DONATIONS	100,687	88,787	60,700	60,700
	470345	MISC REV-TICKET SALES	200,857	3,655	35,300	35,300
	470350	MISC REV-BANKCARD FEES	87,717	6,155	58,850	58,850
	470360	MISC REV-INSURANCE HANDLING	525	275	366	366
	470365	MISC REVENUE - SETTLEMENTS	10,442	5,564	0	0
	470380	MISC REV-JURY DUTY REIM	0	0	0	0
	470390	MIS REV-PER PROP SALES	0	0	0	0
	470395	MIS REV-SPECIAL DIST OPEB REIM	0	0	0	0
	470410	MISCELLANEOUS	19,214	19,402	12,142	12,142
<i>Total Miscellaneous Revenues</i>			916,789	472,540	736,781	736,781
<i>Other Financing Sources</i>						
	480210	TRANSFERS-IN	4,072,296	21,776,041	1,293,221	1,293,221
	480310	TRANSFERS-IN-REALIGNMENT VLF	0	0	0	0

County of Marin

Detail of Additional Financing Sources by Fund and Account Governmental Funds Fiscal Year 2021-22

Fund Name	Financing Source Category	Financing Source Account	2019-20 Actual	2020-21 Estimated	2021-22 Recommended	2021-22 Adopted by the Board of Supervisors
1	2	3	4	5	6	7
		480315 TRANSFERS-IN-REAL SALES TAX	0	0	0	0
		480410 TRANSFERS-IN-DOMESTIC VIOLENCE	0	0	0	0
		480415 TRANSFERS-IN-CHILD ABUSE FEES	0	0	0	0
		480420 TRANSFERS-IN-CHILD ABUSE PREV	0	0	0	0
		480425 TRANSFERS-IN-FOSTER CARE ASIST	0	0	0	0
		480430 TRANSFERS-IN-STATE ADOPTN AST	0	0	0	0
		480435 TRANSFERS-IN-STATE ADOPTN ADMN	0	0	0	0
		480440 TRANSFERS-IN-FOSTER CARE ADMIN	0	0	0	0
		480445 TRANSFERS-IN-STATE CWS	0	0	0	0
		480450 TRANSFERS-IN-STATE APS	0	0	0	0
		480455 TRANSFERS-IN-CAL WORKS ASSIST	0	0	0	0
		480460 TRANSFERS-IN-MEDICAL ADMIN ACT	0	0	0	0
		480465 TRANSFERS-IN-MANAGED CARE	0	0	0	0
		480470 TRANSFERS-IN-PROP 63 MH	0	0	0	0
		480475 TRANSFERS-IN-EPSDT	0	0	0	0
		480480 TRANSFERS-IN-STATE DRUG MEDCAL	0	0	0	0
		480485 TRANSFERS-IN-WOMEN & CHILD RES	0	0	0	0
		480490 TRANSFERS-IN-FEDERAL SAPT	0	0	0	0
		480495 TRANSFERS-IN-STATE INTRGOV REV	0	0	0	0

County of Marin

Detail of Additional Financing Sources by Fund and Account Governmental Funds Fiscal Year 2021-22

Fund Name	Financing Source Category	Financing Source Account	2019-20 Actual	2020-21 Estimated	2021-22 Recommended	2021-22 Adopted by the Board of Supervisors
1	2	3	4	5	6	7
		480710 LONG-TERM DEBT PROCEEDS	0	0	0	0
<i>Total Other Financing Sources</i>			4,072,296	21,776,041	1,293,221	1,293,221
Total 1000 General Fund			367,675,972	422,131,220	355,408,774	355,408,774
1010 Miscellaneous Projects						
<i>Licenses, Permits and Franchises</i>						
		421610 FRANCHISES	272,655	292,227	0	0
<i>Total Licenses, Permits and Franchises</i>			272,655	292,227	0	0
<i>Use of Money and Property</i>						
		441135 INVESTMT INCOME-UNREALIZD GAIN	(58,106)	0	0	0
<i>Total Use of Money and Property</i>			(58,106)	0	0	0
<i>Intergovernmental Revenues</i>						
		451820 STATE- AGRICULTURE	9,040	0	0	0
		451970 STATE-OTHER	1,903,491	2,957,486	0	0
		452515 FEDERAL-OTHER - HUD	0	1,941,340	0	0
		452610 FEDERAL-OTHER	4,458,341	13,366,118	750,000	750,000
		453110 OTH-GOVERNMENTAL AGENCIES	1,630,910	6,283,937	0	0
<i>Total Intergovernmental Revenues</i>			8,001,782	24,548,881	750,000	750,000
<i>Charges for Current Services</i>						

County of Marin

Detail of Additional Financing Sources by Fund and Account Governmental Funds Fiscal Year 2021-22

Fund Name 1	Financing Source Category 2	Financing Source Account 3	2019-20 Actual 4	2020-21 Estimated 5	2021-22 Recommended 6	2021-22 Adopted by the Board of Supervisors 7
		460710 PLANNING AND ENG SVS	321,767	498,518	0	0
		460730 PLAN AND ENG SVS-INT STUDIES	77,778	150,000	0	0
		461630 INST CARE AND SVS-AMBUL FEES	0	88,246	0	0
		462610 CHRGS FOR CUR SVCS-OTHER	0	179,565	0	0
<i>Total Charges for Current Services</i>			399,545	916,329	0	0
<i>Miscellaneous Revenues</i>						
		470310 MISC REVENUES	4,621	434,621	0	0
		470330 MIS REV-CONTRI AND DONATIONS	1,110,000	2,731,571	0	0
<i>Total Miscellaneous Revenues</i>			1,114,621	3,166,192	0	0
<i>Other Financing Sources</i>						
		480210 TRANSFERS-IN	822,185	2,602,394	0	0
		480520 TRANSFERS IN-COUNTY WIDE INIT	1,050,000	0	0	0
		480530 TRANSFERS IN - MATCH	0	0	0	0
<i>Total Other Financing Sources</i>			1,872,185	2,602,394	0	0
Total 1010 Miscellaneous Projects			11,602,682	31,526,023	750,000	750,000
Total General Fund			379,278,654	453,657,243	356,158,774	356,158,774

Special Revenue Funds

County of Marin

Detail of Additional Financing Sources by Fund and Account Governmental Funds Fiscal Year 2021-22

Fund Name	Financing Source Category	Financing Source Account	2019-20 Actual	2020-21 Estimated	2021-22 Recommended	2021-22 Adopted by the Board of Supervisors
1	2	3	4	5	6	7

2010 Local Vital Health Statistics

Use of Money and Property

441115 INVESTMT INCOME-INT POOLED	395	141	0	0
441135 INVESTMT INCOME-UNREALIZD GAIN	(22)	0	0	0

<i>Total Use of Money and Property</i>	373	141	0	0
--	-----	-----	---	---

Charges for Current Services

461310 RECORDING FEES	1,441	1,497	0	0
-----------------------	-------	-------	---	---

<i>Total Charges for Current Services</i>	1,441	1,497	0	0
---	-------	-------	---	---

Total 2010 Local Vital Health Statistics	1,814	1,638	0	0
---	--------------	--------------	----------	----------

2020 Electronic Recording Delivery Systems

Use of Money and Property

441115 INVESTMT INCOME-INT POOLED	10,998	3,906	0	0
441135 INVESTMT INCOME-UNREALIZD GAIN	(704)	0	0	0

<i>Total Use of Money and Property</i>	10,294	3,906	0	0
--	--------	-------	---	---

Charges for Current Services

461310 RECORDING FEES	59,974	94,002	60,000	60,000
-----------------------	--------	--------	--------	--------

<i>Total Charges for Current Services</i>	59,974	94,002	60,000	60,000
---	--------	--------	--------	--------

Total 2020 Electronic Recording Delivery Systems	70,268	97,908	60,000	60,000
---	---------------	---------------	---------------	---------------

County of Marin

Detail of Additional Financing Sources by Fund and Account Governmental Funds Fiscal Year 2021-22

Fund Name	Financing Source Category	Financing Source Account	2019-20 Actual	2020-21 Estimated	2021-22 Recommended	2021-22 Adopted by the Board of Supervisors
1	2	3	4	5	6	7

2030 Records Modernization (GC 27361)

Use of Money and Property

441115 INVESTMT INCOME-INT POOLED	18,947	6,204	3,040	3,040
441135 INVESTMT INCOME-UNREALIZD GAIN	(1,357)	0	0	0

<i>Total Use of Money and Property</i>	17,590	6,204	3,040	3,040
--	--------	-------	-------	-------

Charges for Current Services

461310 RECORDING FEES	316,738	515,027	505,000	505,000
-----------------------	---------	---------	---------	---------

<i>Total Charges for Current Services</i>	316,738	515,027	505,000	505,000
---	---------	---------	---------	---------

Total 2030 Records Modernization (GC 27361)	334,328	521,231	508,040	508,040
--	----------------	----------------	----------------	----------------

2040 Micrographics Conversion (GF 27361.4)

Use of Money and Property

441115 INVESTMT INCOME-INT POOLED	14,461	4,972	0	0
441135 INVESTMT INCOME-UNREALIZD GAIN	(1,068)	0	0	0

<i>Total Use of Money and Property</i>	13,393	4,972	0	0
--	--------	-------	---	---

Charges for Current Services

461310 RECORDING FEES	59,974	94,002	90,000	90,000
-----------------------	--------	--------	--------	--------

<i>Total Charges for Current Services</i>	59,974	94,002	90,000	90,000
---	--------	--------	--------	--------

Total 2040 Micrographics Conversion (GF 27361.4)	73,367	98,974	90,000	90,000
---	---------------	---------------	---------------	---------------

County of Marin

Detail of Additional Financing Sources by Fund and Account Governmental Funds Fiscal Year 2021-22

Fund Name	Financing Source Category	Financing Source Account	2019-20 Actual	2020-21 Estimated	2021-22 Recommended	2021-22 Adopted by the Board of Supervisors
1	2	3	4	5	6	7
2050 Vital Records Modernization (SB 1535)						
<i>Use of Money and Property</i>						
	441115	INVESTMT INCOME-INT POOLED	2,805	985	0	0
	441135	INVESTMT INCOME-UNREALIZD GAIN	(195)	0	0	0
<i>Total Use of Money and Property</i>			2,610	985	0	0
<i>Charges for Current Services</i>						
	461310	RECORDING FEES	17,554	17,510	15,000	15,000
<i>Total Charges for Current Services</i>			17,554	17,510	15,000	15,000
<i>Miscellaneous Revenues</i>						
	470320	MIS REV-CANCEL WRNTS AND CHECK	0	0	0	0
<i>Total Miscellaneous Revenues</i>			0	0	0	0
Total 2050 Vital Records Modernization (SB 1535)			20,164	18,495	15,000	15,000
2060 SSN Truncation Program						
<i>Fines, Forfeitures, and Penalties</i>						
	431210	OTHER COURT FINES	0	0	0	0
<i>Total Fines, Forfeitures, and Penalties</i>			0	0	0	0
<i>Use of Money and Property</i>						
	441115	INVESTMT INCOME-INT POOLED	3,139	907	1,060	1,060
	441135	INVESTMT INCOME-UNREALIZD GAIN	(456)	0	0	0

County of Marin

Detail of Additional Financing Sources by Fund and Account Governmental Funds Fiscal Year 2021-22

Fund Name	Financing Source Category	Financing Source Account	2019-20 Actual	2020-21 Estimated	2021-22 Recommended	2021-22 Adopted by the Board of Supervisors
1	2	3	4	5	6	7
<i>Total Use of Money and Property</i>			2,683	907	1,060	1,060
<i>Charges for Current Services</i>						
		461310 RECORDING FEES	0	0	0	0
<i>Total Charges for Current Services</i>			0	0	0	0
<i>Other Financing Sources</i>						
		480210 TRANSFERS-IN	0	0	0	0
<i>Total Other Financing Sources</i>			0	0	0	0
Total 2060 SSN Truncation Program			2,683	907	1,060	1,060
2070 Planning In-Lieu Housing						
<i>Licenses, Permits and Franchises</i>						
		421710 OTHER LICENSES AND PERMITS	507,041	610,718	463,550	463,550
<i>Total Licenses, Permits and Franchises</i>			507,041	610,718	463,550	463,550
<i>Use of Money and Property</i>						
		441110 INVESTMT INCOME-INT	(3,426)	27,893	0	0
		441115 INVESTMT INCOME-INT POOLED	157,611	78,448	0	0
		441135 INVESTMT INCOME-UNREALIZD GAIN	1,384	0	0	0
		441215 RENTS AND CONCESSIONS-PROP	0	0	0	0
<i>Total Use of Money and Property</i>			155,569	106,341	0	0

County of Marin

Detail of Additional Financing Sources by Fund and Account Governmental Funds Fiscal Year 2021-22

Fund Name	Financing Source Category	Financing Source Account	2019-20 Actual	2020-21 Estimated	2021-22 Recommended	2021-22 Adopted by the Board of Supervisors
1	2	3	4	5	6	7
<i>Charges for Current Services</i>						
	462610	CHRGs FOR CUR SVCS-OTHER	0	(17,473)	0	0
	462660	OTHER-CENTRAL SERVICES	0	0	0	0
<i>Total Charges for Current Services</i>			0	(17,473)	0	0
<i>Miscellaneous Revenues</i>						
	470310	MISC REVENUES	0	0	0	0
<i>Total Miscellaneous Revenues</i>			0	0	0	0
<i>Other Financing Sources</i>						
	480210	TRANSFERS-IN	7,250,000	250,000	250,000	250,000
<i>Total Other Financing Sources</i>			7,250,000	250,000	250,000	250,000
Total 2070 Planning In-Lieu Housing			7,912,610	949,586	713,550	713,550
2080 Building Inspection						
<i>Licenses, Permits and Franchises</i>						
	421220	BUS LICENSES-5% ADMIN FEE	18,640	28,209	14,000	14,000
	421310	CONSTRUCTION PERMITS	3,029,282	5,020,674	3,783,650	3,783,650
	421325	CONST PERM-CA BLDG STDS FEE	667	855	500	500
	421410	ROAD PRIVILEGES AND PERMITS	0	0	0	0
	421740	OTH LIC PER-ENFOR COST RECOV	918	708	10,302	10,302

County of Marin

Detail of Additional Financing Sources by Fund and Account Governmental Funds Fiscal Year 2021-22

Fund Name	Financing Source Category	Financing Source Account	2019-20 Actual	2020-21 Estimated	2021-22 Recommended	2021-22 Adopted by the Board of Supervisors
1	2	3	4	5	6	7
<i>Total Licenses, Permits and Franchises</i>			3,049,507	5,050,446	3,808,452	3,808,452
<i>Fines, Forfeitures, and Penalties</i>						
		431210 OTHER COURT FINES	0	0	0	0
<i>Total Fines, Forfeitures, and Penalties</i>			0	0	0	0
<i>Use of Money and Property</i>						
		441115 INVESTMT INCOME-INT POOLED	29,594	4,616	0	0
		441135 INVESTMT INCOME-UNREALIZD GAIN	(5,776)	0	0	0
<i>Total Use of Money and Property</i>			23,818	4,616	0	0
<i>Intergovernmental Revenues</i>						
		453110 OTH-GOVERNMENTAL AGENCIES	0	0	0	0
<i>Total Intergovernmental Revenues</i>			0	0	0	0
<i>Charges for Current Services</i>						
		460720 PLAN AND ENG SVS-TECHNLGY FEE	157,024	272,182	303,035	303,035
		462660 OTHER-CENTRAL SERVICES	475	605	2,000	2,000
<i>Total Charges for Current Services</i>			157,499	272,787	305,035	305,035
<i>Miscellaneous Revenues</i>						
		470110 OTHER SALES	0	0	0	0
		470310 MISC REVENUES	0	0	0	0

County of Marin

Detail of Additional Financing Sources by Fund and Account Governmental Funds Fiscal Year 2021-22

Fund Name	Financing Source Category	Financing Source Account	2019-20 Actual	2020-21 Estimated	2021-22 Recommended	2021-22 Adopted by the Board of Supervisors
1	2	3	4	5	6	7
		470320 MIS REV-CANCEL WRNTS AND CHECK	0	0	0	0
<i>Total Miscellaneous Revenues</i>			0	0	0	0
<i>Other Financing Sources</i>						
		480210 TRANSFERS-IN	61,062	117,815	0	0
<i>Total Other Financing Sources</i>			61,062	117,815	0	0
Total 2080 Building Inspection			3,291,886	5,445,664	4,113,487	4,113,487
2090 Environmental Health Services						
<i>Taxes</i>						
		411125 PROP TAX CUR SEC SPL BEN TAX	0	0	0	0
		460120 TAX COL FEES ADM (CTRA)	(1,750)	(1,756)	(1,800)	(1,800)
<i>Total Taxes</i>			(1,750)	(1,756)	(1,800)	(1,800)
<i>Licenses, Permits and Franchises</i>						
		421210 BUSINESS LICENSES	1,282,814	1,900,426	1,731,389	1,731,389
		421320 CONST PERMITS - BLDG	31,724	35,493	49,173	49,173
		421330 CONSTRUCTION PERMITS - BLDG	431,070	427,902	392,430	392,430
		421710 OTHER LICENSES AND PERMITS	963,428	964,081	1,396,133	1,396,133
		421715 OTH LIC AND PERM-SEPTIC TNKS	489,090	548,965	497,562	497,562
		421720 OTH LIC AND PERM-PUMP TRUCKS	39,421	42,043	38,723	38,723
		421725 OTH LIC PERM-SMALL WTR WELLS	88,335	116,359	120,000	120,000

County of Marin

Detail of Additional Financing Sources by Fund and Account Governmental Funds Fiscal Year 2021-22

Fund Name	Financing Source Category	Financing Source Account	2019-20 Actual	2020-21 Estimated	2021-22 Recommended	2021-22 Adopted by the Board of Supervisors
1	2	3	4	5	6	7
		421730 OTH LIC PER-SMALL PUB WTR SYS	15,373	16,319	33,949	33,949
		421740 OTH LIC PER-ENFOR COST RECOV	20,728	11,734	49,244	49,244
<i>Total Licenses, Permits and Franchises</i>			3,361,983	4,063,322	4,308,603	4,308,603
<i>Use of Money and Property</i>						
		441115 INVESTMT INCOME-INT POOLED	36,533	10,449	0	0
		441135 INVESTMT INCOME-UNREALIZD GAIN	(2,841)	0	0	0
<i>Total Use of Money and Property</i>			33,692	10,449	0	0
<i>Intergovernmental Revenues</i>						
		451970 STATE-OTHER	103,633	82,976	220,000	220,000
<i>Total Intergovernmental Revenues</i>			103,633	82,976	220,000	220,000
<i>Charges for Current Services</i>						
		460720 PLAN AND ENG SVS-TECHNLGY FEE	72,157	59,263	65,540	65,540
		461515 SANITATION SVS-MEDICAL WASTE	164,208	185,299	145,000	145,000
		462610 CHRGS FOR CUR SVCS-OTHER	697	7,077	0	0
		462660 OTHER-CENTRAL SERVICES	242	169	1,000	1,000
		463110 INTERFUND REVENUE	101,882	101,521	64,859	64,859
		463445 INTERFUND REVENUE-SAL GRANT	0	0	0	0
<i>Total Charges for Current Services</i>			339,186	353,329	276,399	276,399

County of Marin

Detail of Additional Financing Sources by Fund and Account Governmental Funds Fiscal Year 2021-22

Fund Name	Financing Source Category	Financing Source Account	2019-20 Actual	2020-21 Estimated	2021-22 Recommended	2021-22 Adopted by the Board of Supervisors
1	2	3	4	5	6	7
<i>Miscellaneous Revenues</i>						
	470310	MISC REVENUES	0	0	0	0
	470330	MIS REV-CONTRI AND DONATIONS	0	0	0	0
	470370	MISC REV-TATTOO REV	14,039	8,269	7,000	7,000
<i>Total Miscellaneous Revenues</i>			14,039	8,269	7,000	7,000
<i>Other Financing Sources</i>						
	480210	TRANSFERS-IN	122,961	106,918	0	0
<i>Total Other Financing Sources</i>			122,961	106,918	0	0
Total 2090 Environmental Health Services			3,973,744	4,623,507	4,810,202	4,810,202
2100 HUD Fund						
<i>Use of Money and Property</i>						
	441110	INVESTMT INCOME-INT	(330,194)	0	0	0
	441115	INVESTMT INCOME-INT POOLED	0	0	0	0
	441135	INVESTMT INCOME-UNREALIZD GAIN	6,286	0	0	0
<i>Total Use of Money and Property</i>			(323,908)	0	0	0
<i>Intergovernmental Revenues</i>						
	452510	FEDERAL-IN-LIEU TAXES	0	0	0	0
	452515	FEDERAL-OTHER - HUD	0	0	0	0

County of Marin

Detail of Additional Financing Sources by Fund and Account Governmental Funds Fiscal Year 2021-22

Fund Name	Financing Source Category	Financing Source Account	2019-20 Actual	2020-21 Estimated	2021-22 Recommended	2021-22 Adopted by the Board of Supervisors
1	2	3	4	5	6	7
<i>Total Intergovernmental Revenues</i>			0	0	0	0
<i>Other Financing Sources</i>						
		480210 TRANSFERS-IN	0	26,679	0	0
<i>Total Other Financing Sources</i>			0	26,679	0	0
Total 2100 HUD Fund			(323,908)	26,679	0	0
2110 East Shore Wastewater Maintenance Fund						
<i>Taxes</i>						
		411125 PROP TAX CUR SEC SPL BEN TAX	72,746	74,930	70,000	70,000
		460120 TAX COL FEES ADM (CTRA)	(300)	(300)	0	0
<i>Total Taxes</i>			72,446	74,630	70,000	70,000
<i>Use of Money and Property</i>						
		441115 INVESTMT INCOME-INT POOLED	2,467	882	0	0
		441135 INVESTMT INCOME-UNREALIZD GAIN	(119)	0	0	0
<i>Total Use of Money and Property</i>			2,348	882	0	0
<i>Miscellaneous Revenues</i>						
		470310 MISC REVENUES	0	0	0	0
<i>Total Miscellaneous Revenues</i>			0	0	0	0
Total 2110 East Shore Wastewater Maintenance Fund			74,794	75,512	70,000	70,000

County of Marin

Detail of Additional Financing Sources by Fund and Account Governmental Funds Fiscal Year 2021-22

Fund Name	Financing Source Category	Financing Source Account	2019-20 Actual	2020-21 Estimated	2021-22 Recommended	2021-22 Adopted by the Board of Supervisors
1	2	3	4	5	6	7
2120 Child Support Services						
<i>Use of Money and Property</i>						
	441115	INVESTMT INCOME-INT POOLED	18,895	4,301	3,000	3,000
	441135	INVESTMT INCOME-UNREALIZD GAIN	(2,009)	0	0	0
<i>Total Use of Money and Property</i>			16,886	4,301	3,000	3,000
<i>Intergovernmental Revenues</i>						
	452210	FEDERAL-PUB ASSIST PRG	26,581	30,522	30,000	30,000
	452610	FEDERAL-OTHER	3,201,010	3,255,370	3,305,730	3,305,730
<i>Total Intergovernmental Revenues</i>			3,227,591	3,285,892	3,335,730	3,335,730
<i>Charges for Current Services</i>						
	462610	CHRGs FOR CUR SVCS-OTHER	0	0	0	0
	463450	INTERFUND REVENUE-RENT	0	0	0	0
<i>Total Charges for Current Services</i>			0	0	0	0
<i>Miscellaneous Revenues</i>						
	470310	MISC REVENUES	0	0	0	0
	470320	MIS REV-CANCEL WRNTS AND CHECK	0	0	463,514	463,514
<i>Total Miscellaneous Revenues</i>			0	0	463,514	463,514
Total 2120 Child Support Services			3,244,477	3,290,193	3,802,244	3,802,244

County of Marin

Detail of Additional Financing Sources by Fund and Account Governmental Funds Fiscal Year 2021-22

Fund Name	Financing Source Category	Financing Source Account	2019-20 Actual	2020-21 Estimated	2021-22 Recommended	2021-22 Adopted by the Board of Supervisors
1	2	3	4	5	6	7
2130 DOJ Equitable Sharing Program						
<i>Use of Money and Property</i>						
	441115	INVESTMT INCOME-INT POOLED	49	17	0	0
	441135	INVESTMT INCOME-UNREALIZD GAIN	(4)	0	0	0
<i>Total Use of Money and Property</i>			45	17	0	0
<i>Intergovernmental Revenues</i>						
	452610	FEDERAL-OTHER	0	0	0	0
<i>Total Intergovernmental Revenues</i>			0	0	0	0
Total 2130 DOJ Equitable Sharing Program			45	17	0	0
2140 High Tech Theft Apprehension & Prosecution (Cnty)						
<i>Use of Money and Property</i>						
	441115	INVESTMT INCOME-INT POOLED	5,466	176	0	0
	441135	INVESTMT INCOME-UNREALIZD GAIN	(371)	0	0	0
<i>Total Use of Money and Property</i>			5,095	176	0	0
<i>Intergovernmental Revenues</i>						
	451970	STATE-OTHER	1,402,926	1,469,124	2,000,000	2,000,000
<i>Total Intergovernmental Revenues</i>			1,402,926	1,469,124	2,000,000	2,000,000
<i>Other Financing Sources</i>						
	480210	TRANSFERS-IN	0	0	0	0

County of Marin

Detail of Additional Financing Sources by Fund and Account Governmental Funds Fiscal Year 2021-22

Fund Name	Financing Source Category	Financing Source Account	2019-20 Actual	2020-21 Estimated	2021-22 Recommended	2021-22 Adopted by the Board of Supervisors
1	2	3	4	5	6	7
<i>Total Other Financing Sources</i>			0	0	0	0
Total 2140 High Tech Theft Apprehension & Prosecution (Cnty)			1,408,021	1,469,300	2,000,000	2,000,000
2150 MCERA Employees						
<i>Use of Money and Property</i>						
		441135 INVESTMT INCOME-UNREALIZD GAIN	(1,695)	0	0	0
<i>Total Use of Money and Property</i>			(1,695)	0	0	0
<i>Intergovernmental Revenues</i>						
		453110 OTH-GOVERNMENTAL AGENCIES	2,480,642	2,711,490	0	0
<i>Total Intergovernmental Revenues</i>			2,480,642	2,711,490	0	0
<i>Miscellaneous Revenues</i>						
		470310 MISC REVENUES	0	0	3,209,080	3,209,080
<i>Total Miscellaneous Revenues</i>			0	0	3,209,080	3,209,080
Total 2150 MCERA Employees			2,478,947	2,711,490	3,209,080	3,209,080
2160 Road						
<i>Licenses, Permits and Franchises</i>						
		421610 FRANCHISES	0	0	0	0
<i>Total Licenses, Permits and Franchises</i>			0	0	0	0
<i>Use of Money and Property</i>						

County of Marin

Detail of Additional Financing Sources by Fund and Account Governmental Funds Fiscal Year 2021-22

Fund Name	Financing Source Category	Financing Source Account	2019-20 Actual	2020-21 Estimated	2021-22 Recommended	2021-22 Adopted by the Board of Supervisors
1	2	3	4	5	6	7
		441115 INVESTMT INCOME-INT POOLED	74,540	27,199	2,500	2,500
		441135 INVESTMT INCOME-UNREALIZD GAIN	2,532	0	0	0
<i>Total Use of Money and Property</i>			77,072	27,199	2,500	2,500
<i>Intergovernmental Revenues</i>						
		451110 STATE-HWY USERS TAX STATE	2,502,713	2,468,077	2,757,797	2,757,797
		451120 STATE-BUS LIC TAX HIWAY CAR	1,127,969	1,108,840	1,219,942	1,219,942
		451130 STATE-HWY USER TXS-PROP 42 REP	1,845,878	1,521,118	1,754,398	1,754,398
		451970 STATE-OTHER	502,528	251,264	206,500	206,500
		452610 FEDERAL-OTHER	0	0	0	0
<i>Total Intergovernmental Revenues</i>			5,979,088	5,349,299	5,938,637	5,938,637
<i>Charges for Current Services</i>						
		460740 PURCHASING FEES	0	0	0	0
		463110 INTERFUND REVENUE	0	0	0	0
		463415 INTER-FUND COST REC-DPW SAL	718,886	1,105,159	1,100,000	1,100,000
<i>Total Charges for Current Services</i>			718,886	1,105,159	1,100,000	1,100,000
<i>Miscellaneous Revenues</i>						
		470310 MISC REVENUES	1,020	0	0	0
		470320 MIS REV-CANCEL WRNTS AND CHECK	10,000	21,786	20,000	20,000
		470410 MISCELLANEOUS	46,678	14,069	25,000	25,000

County of Marin

Detail of Additional Financing Sources by Fund and Account Governmental Funds Fiscal Year 2021-22

Fund Name	Financing Source Category	Financing Source Account	2019-20 Actual	2020-21 Estimated	2021-22 Recommended	2021-22 Adopted by the Board of Supervisors
1	2	3	4	5	6	7
<i>Total Miscellaneous Revenues</i>			57,698	35,855	45,000	45,000
<i>Other Financing Sources</i>						
	480210	TRANSFERS-IN	0	84,416	0	0
	480510	TRANSFERS IN - MOE	2,121,711	2,121,711	2,121,711	2,121,711
	480520	TRANSFERS IN-COUNTY WIDE INIT	1,582,075	1,435,839	1,435,839	1,435,839
	480540	TRANSFERS IN - DISCRETIONARY	750,000	750,000	750,000	750,000
<i>Total Other Financing Sources</i>			4,453,786	4,391,966	4,307,550	4,307,550
Total 2160 Road			11,286,530	10,909,478	11,393,687	11,393,687
2170 Survey Monument Preservation						
<i>Licenses, Permits and Franchises</i>						
	421710	OTHER LICENSES AND PERMITS	8,750	16,130	20,000	20,000
<i>Total Licenses, Permits and Franchises</i>			8,750	16,130	20,000	20,000
<i>Use of Money and Property</i>						
	441115	INVESTMT INCOME-INT POOLED	2,528	887	0	0
	441135	INVESTMT INCOME-UNREALIZD GAIN	(174)	0	0	0
<i>Total Use of Money and Property</i>			2,354	887	0	0
Total 2170 Survey Monument Preservation			11,104	17,017	20,000	20,000

County of Marin

Detail of Additional Financing Sources by Fund and Account Governmental Funds Fiscal Year 2021-22

Fund Name	Financing Source Category	Financing Source Account	2019-20 Actual	2020-21 Estimated	2021-22 Recommended	2021-22 Adopted by the Board of Supervisors
1	2	3	4	5	6	7
2180 Tidelands Use Fees						
<i>Use of Money and Property</i>						
	441115	INVESTMT INCOME-INT POOLED	3,390	1,237	0	0
	441135	INVESTMT INCOME-UNREALIZD GAIN	(129)	0	0	0
	441215	RENTS AND CONCESSIONS-PROP	32,470	21,534	20,000	20,000
<i>Total Use of Money and Property</i>			35,731	22,771	20,000	20,000
Total 2180 Tidelands Use Fees			35,731	22,771	20,000	20,000
2200 Roadway Impact Fees						
<i>Licenses, Permits and Franchises</i>						
	421410	ROAD PRIVILEGES AND PERMITS	1,232,738	1,543,043	750,000	750,000
<i>Total Licenses, Permits and Franchises</i>			1,232,738	1,543,043	750,000	750,000
<i>Use of Money and Property</i>						
	441115	INVESTMT INCOME-INT POOLED	17,958	7,073	0	0
	441135	INVESTMT INCOME-UNREALIZD GAIN	2,165	0	0	0
<i>Total Use of Money and Property</i>			20,123	7,073	0	0
Total 2200 Roadway Impact Fees			1,252,861	1,550,116	750,000	750,000
2210 Traffic - Tamalpais Community Plan Area						
<i>Use of Money and Property</i>						
	441115	INVESTMT INCOME-INT POOLED	4,057	1,453	0	0

County of Marin

Detail of Additional Financing Sources by Fund and Account Governmental Funds Fiscal Year 2021-22

Fund Name	Financing Source Category	Financing Source Account	2019-20 Actual	2020-21 Estimated	2021-22 Recommended	2021-22 Adopted by the Board of Supervisors
1	2	3	4	5	6	7
		441135 INVESTMT INCOME-UNREALIZD GAIN	(272)	0	0	0
<i>Total Use of Money and Property</i>			3,785	1,453	0	0
<i>Charges for Current Services</i>						
		462610 CHRGS FOR CUR SVCS-OTHER	7,501	18,516	0	0
<i>Total Charges for Current Services</i>			7,501	18,516	0	0
Total 2210 Traffic - Tamalpais Community Plan Area			11,286	19,969	0	0
2220 Traffic - Strawberry Interchange Plan						
<i>Use of Money and Property</i>						
		441115 INVESTMT INCOME-INT POOLED	9,877	3,361	0	0
		441135 INVESTMT INCOME-UNREALIZD GAIN	(751)	0	0	0
<i>Total Use of Money and Property</i>			9,126	3,361	0	0
<i>Charges for Current Services</i>						
		462610 CHRGS FOR CUR SVCS-OTHER	3,210	0	0	0
<i>Total Charges for Current Services</i>			3,210	0	0	0
<i>Miscellaneous Revenues</i>						
		470310 MISC REVENUES	0	0	0	0
<i>Total Miscellaneous Revenues</i>			0	0	0	0
Total 2220 Traffic - Strawberry Interchange Plan			12,336	3,361	0	0

County of Marin

Detail of Additional Financing Sources by Fund and Account Governmental Funds Fiscal Year 2021-22

Fund Name	Financing Source Category	Financing Source Account	2019-20 Actual	2020-21 Estimated	2021-22 Recommended	2021-22 Adopted by the Board of Supervisors
1	2	3	4	5	6	7
2230 Traffic - West Sir Francis Drake						
<i>Use of Money and Property</i>						
	441115	INVESTMT INCOME-INT POOLED	3,246	1,124	0	0
	441135	INVESTMT INCOME-UNREALIZD GAIN	(233)	0	0	0
<i>Total Use of Money and Property</i>			3,013	1,124	0	0
<i>Charges for Current Services</i>						
	462610	CHRGs FOR CUR SVCS-OTHER	3,709	0	0	0
<i>Total Charges for Current Services</i>			3,709	0	0	0
Total 2230 Traffic - West Sir Francis Drake			6,722	1,124	0	0
2240 Traffic - Atherton Avenue Interchange						
<i>Use of Money and Property</i>						
	441115	INVESTMT INCOME-INT POOLED	8,925	3,023	0	0
	441135	INVESTMT INCOME-UNREALIZD GAIN	(695)	0	0	0
<i>Total Use of Money and Property</i>			8,230	3,023	0	0
<i>Charges for Current Services</i>						
	462610	CHRGs FOR CUR SVCS-OTHER	0	0	0	0
<i>Total Charges for Current Services</i>			0	0	0	0
<i>Miscellaneous Revenues</i>						
	470310	MISC REVENUES	0	0	0	0

County of Marin

Detail of Additional Financing Sources by Fund and Account Governmental Funds Fiscal Year 2021-22

Fund Name	Financing Source Category	Financing Source Account	2019-20 Actual	2020-21 Estimated	2021-22 Recommended	2021-22 Adopted by the Board of Supervisors
1	2	3	4	5	6	7
<i>Total Miscellaneous Revenues</i>			0	0	0	0
Total 2240 Traffic - Atherton Avenue Interchange			8,230	3,023	0	0
2250 Zero Waste Public Outreach						
<i>Licenses, Permits and Franchises</i>						
		421610 FRANCHISES	98,351	98,351	20,000	20,000
<i>Total Licenses, Permits and Franchises</i>			98,351	98,351	20,000	20,000
<i>Use of Money and Property</i>						
		441115 INVESTMT INCOME-INT POOLED	12,237	4,649	0	0
		441135 INVESTMT INCOME-UNREALIZD GAIN	(125)	0	0	0
<i>Total Use of Money and Property</i>			12,112	4,649	0	0
Total 2250 Zero Waste Public Outreach			110,463	103,000	20,000	20,000
2260 Non-Motorized Transportation Plan (NTPP)						
<i>Use of Money and Property</i>						
		441115 INVESTMT INCOME-INT POOLED	6,118	796	0	0
		441135 INVESTMT INCOME-UNREALIZD GAIN	(2,085)	0	0	0
<i>Total Use of Money and Property</i>			4,033	796	0	0
<i>Intergovernmental Revenues</i>						
		452610 FEDERAL-OTHER	(279,849)	0	0	0

County of Marin

Detail of Additional Financing Sources by Fund and Account Governmental Funds Fiscal Year 2021-22

Fund Name	Financing Source Category	Financing Source Account	2019-20 Actual	2020-21 Estimated	2021-22 Recommended	2021-22 Adopted by the Board of Supervisors
1	2	3	4	5	6	7
<i>Total Intergovernmental Revenues</i>			(279,849)	0	0	0
Total 2260 Non-Motorized Transportation Plan (NTPP)			(275,816)	796	0	0
2270 Off-Highway Motor Vehicle Trails (VC 42204)						
<i>Use of Money and Property</i>						
	441115	INVESTMT INCOME-INT POOLED	722	266	0	0
	441135	INVESTMT INCOME-UNREALIZD GAIN	(32)	0	0	0
<i>Total Use of Money and Property</i>			690	266	0	0
Total 2270 Off-Highway Motor Vehicle Trails (VC 42204)			690	266	0	0
2280 Hospital Preparedness Program (HPP)						
<i>Use of Money and Property</i>						
	441115	INVESTMT INCOME-INT POOLED	11,298	2,620	0	0
	441135	INVESTMT INCOME-UNREALIZD GAIN	(639)	0	0	0
<i>Total Use of Money and Property</i>			10,659	2,620	0	0
<i>Intergovernmental Revenues</i>						
	451970	STATE-OTHER	61,538	67,064	129,640	129,640
	452610	FEDERAL-OTHER	416,823	553,176	384,808	384,808
<i>Total Intergovernmental Revenues</i>			478,361	620,240	514,448	514,448
Total 2280 Hospital Preparedness Program (HPP)			489,020	622,860	514,448	514,448

County of Marin

Detail of Additional Financing Sources by Fund and Account Governmental Funds Fiscal Year 2021-22

Fund Name	Financing Source Category	Financing Source Account	2019-20 Actual	2020-21 Estimated	2021-22 Recommended	2021-22 Adopted by the Board of Supervisors
1	2	3	4	5	6	7
2290 California Tobacco Control Program (CTCP)						
<i>Licenses, Permits and Franchises</i>						
		421210 BUSINESS LICENSES	0	0	0	0
		<i>Total Licenses, Permits and Franchises</i>	0	0	0	0
<i>Use of Money and Property</i>						
		441115 INVESTMT INCOME-INT POOLED	10,648	3,196	0	0
		441135 INVESTMT INCOME-UNREALIZD GAIN	419	0	0	0
		<i>Total Use of Money and Property</i>	11,067	3,196	0	0
<i>Intergovernmental Revenues</i>						
		451810 STATE - HEALTH	388,818	137,778	291,264	291,264
		451970 STATE-OTHER	187,500	150,000	150,000	150,000
		451971 STATE-MISC CONTRIBUTION	121,475	242,301	172,325	172,325
		<i>Total Intergovernmental Revenues</i>	697,793	530,079	613,589	613,589
Total 2290 California Tobacco Control Program (CTCP)			708,860	533,275	613,589	613,589
2300 Domestic Violence (W&I 18305)						
<i>Licenses, Permits and Franchises</i>						
		421710 OTHER LICENSES AND PERMITS	46,968	38,758	66,000	66,000
		<i>Total Licenses, Permits and Franchises</i>	46,968	38,758	66,000	66,000
<i>Use of Money and Property</i>						

County of Marin

Detail of Additional Financing Sources by Fund and Account Governmental Funds Fiscal Year 2021-22

Fund Name	Financing Source Category	Financing Source Account	2019-20 Actual	2020-21 Estimated	2021-22 Recommended	2021-22 Adopted by the Board of Supervisors
1	2	3	4	5	6	7
		441115 INVESTMT INCOME-INT POOLED	537	101	0	0
		441135 INVESTMT INCOME-UNREALIZD GAIN	31	0	0	0
		<i>Total Use of Money and Property</i>	568	101	0	0
Total 2300 Domestic Violence (W&I 18305)			47,536	38,859	66,000	66,000
2310 Children's Trust (AB 2994)						
<i>Use of Money and Property</i>						
		441115 INVESTMT INCOME-INT POOLED	1,889	1,146	0	0
		441135 INVESTMT INCOME-UNREALIZD GAIN	(80)	(467)	0	0
		<i>Total Use of Money and Property</i>	1,809	679	0	0
<i>Intergovernmental Revenues</i>						
		451970 STATE-OTHER	16,160	37,449	23,400	23,400
		<i>Total Intergovernmental Revenues</i>	16,160	37,449	23,400	23,400
<i>Charges for Current Services</i>						
		461310 RECORDING FEES	16,391	34,283	0	0
		<i>Total Charges for Current Services</i>	16,391	34,283	0	0
<i>Miscellaneous Revenues</i>						
		470320 MIS REV-CANCEL WRNTS AND CHECK	0	0	0	0
		<i>Total Miscellaneous Revenues</i>	0	0	0	0

County of Marin

Detail of Additional Financing Sources by Fund and Account Governmental Funds Fiscal Year 2021-22

Fund Name	Financing Source Category	Financing Source Account	2019-20 Actual	2020-21 Estimated	2021-22 Recommended	2021-22 Adopted by the Board of Supervisors
1	2	3	4	5	6	7
Total 2310 Children's Trust (AB 2994)			34,360	72,411	23,400	23,400
2320 Social Services Realignment						
<i>Intergovernmental Revenues</i>						
	451310	STATE-PUBLIC ASSIST PRG	2,292,965	2,046,554	140,432	140,432
	451810	STATE - HEALTH	10,617,888	11,403,993	13,774,735	13,774,735
	451950	STATE-OTH-REALGMENT VLF	1,370,306	1,157,292	1,215,925	1,215,925
	451995	STATE BACKFILL	0	1,422,246	0	0
	<i>Total Intergovernmental Revenues</i>		14,281,159	16,030,085	15,131,092	15,131,092
Total 2320 Social Services Realignment			14,281,159	16,030,085	15,131,092	15,131,092
2330 Health Services Realignment						
<i>Intergovernmental Revenues</i>						
	451810	STATE - HEALTH	666,208	717,289	1,143,292	1,143,292
	451950	STATE-OTH-REALGMENT VLF	7,703,353	8,733,744	7,918,650	7,918,650
	451995	STATE BACKFILL	0	1,123,801	0	0
	<i>Total Intergovernmental Revenues</i>		8,369,561	10,574,834	9,061,942	9,061,942
Total 2330 Health Services Realignment			8,369,561	10,574,834	9,061,942	9,061,942
2340 Health Program						
<i>Use of Money and Property</i>						
	441115	INVESTMT INCOME-INT POOLED	33,951	9,642	0	0

County of Marin

Detail of Additional Financing Sources by Fund and Account Governmental Funds Fiscal Year 2021-22

Fund Name 1	Financing Source Category 2	Financing Source Account 3	2019-20 Actual 4	2020-21 Estimated 5	2021-22 Recommended 6	2021-22 Adopted by the Board of Supervisors 7
		441135 INVESTMT INCOME-UNREALIZD GAIN	(1,951)	0	0	0
<i>Total Use of Money and Property</i>			32,000	9,642	0	0
<i>Intergovernmental Revenues</i>						
		451410 STATE-HEALTH ADMIN	(172,086)	0	0	0
		452310 FEDERAL-HEALTH ADMINISTRATION	1,111,611	174,929	718,579	718,579
		452610 FEDERAL-OTHER	199,021	34,675	246,789	246,789
<i>Total Intergovernmental Revenues</i>			1,138,546	209,604	965,368	965,368
<i>Miscellaneous Revenues</i>						
		470330 MIS REV-CONTRI AND DONATIONS	0	0	0	0
<i>Total Miscellaneous Revenues</i>			0	0	0	0
Total 2340 Health Program			1,170,546	219,246	965,368	965,368
2350 Emergency Medical Services (GC 76104)						
<i>Fines, Forfeitures, and Penalties</i>						
		431230 OTH CRT FINES-MADDY FUNDS	571,980	413,309	765,255	765,255
<i>Total Fines, Forfeitures, and Penalties</i>			571,980	413,309	765,255	765,255
<i>Use of Money and Property</i>						
		441115 INVESTMT INCOME-INT POOLED	14,445	4,153	0	0
		441135 INVESTMT INCOME-UNREALIZD GAIN	(1,889)	0	0	0

County of Marin

Detail of Additional Financing Sources by Fund and Account Governmental Funds Fiscal Year 2021-22

Fund Name	Financing Source Category	Financing Source Account	2019-20 Actual	2020-21 Estimated	2021-22 Recommended	2021-22 Adopted by the Board of Supervisors
1	2	3	4	5	6	7
<i>Total Use of Money and Property</i>			12,556	4,153	0	0
Total 2350 Emergency Medical Services (GC 76104)			584,536	417,462	765,255	765,255
2360 Mental Health Realignment						
<i>Intergovernmental Revenues</i>						
		451810 STATE - HEALTH	11,841,540	11,436,131	11,817,205	11,817,205
		451950 STATE-OTH-REALGMENT VLF	1,101,984	171,215	0	0
		451995 STATE BACKFILL	0	1,132,899	0	0
<i>Total Intergovernmental Revenues</i>			12,943,524	12,740,245	11,817,205	11,817,205
Total 2360 Mental Health Realignment			12,943,524	12,740,245	11,817,205	11,817,205
2370 Mental Health Program						
<i>Use of Money and Property</i>						
		441115 INVESTMT INCOME-INT POOLED	66,716	40,177	0	0
		441135 INVESTMT INCOME-UNREALIZD GAIN	16,250	0	0	0
<i>Total Use of Money and Property</i>			82,966	40,177	0	0
<i>Intergovernmental Revenues</i>						
		451610 STATE - MENTAL HEALTH	0	0	200,000	200,000
		452210 FEDERAL-PUB ASSIST PRG	0	0	0	0
		452214 FEDERAL-MEDI-CAL	4,012,739	1,000,000	0	0

County of Marin

Detail of Additional Financing Sources by Fund and Account Governmental Funds Fiscal Year 2021-22

Fund Name	Financing Source Category	Financing Source Account	2019-20 Actual	2020-21 Estimated	2021-22 Recommended	2021-22 Adopted by the Board of Supervisors
1	2	3	4	5	6	7
<i>Total Intergovernmental Revenues</i>			4,012,739	1,000,000	200,000	200,000
Total 2370 Mental Health Program			4,095,705	1,040,177	200,000	200,000
2380 Mental Health Services Act (Prop 63)						
<i>Use of Money and Property</i>						
		441110 INVESTMT INCOME-INT	(21,294)	0	0	0
		441115 INVESTMT INCOME-INT POOLED	537,160	181,446	0	0
		441135 INVESTMT INCOME-UNREALIZD GAIN	(44,756)	0	0	0
<i>Total Use of Money and Property</i>			471,110	181,446	0	0
<i>Intergovernmental Revenues</i>						
		451610 STATE - MENTAL HEALTH	10,599,368	15,468,789	14,572,389	14,572,389
		451970 STATE-OTHER	0	5,850	0	0
		452214 FEDERAL-MEDI-CAL	2,424,591	2,720,724	2,013,609	2,013,609
		452613 FEDERAL-PARTNERSHIP HEALTH	0	172,905	0	0
<i>Total Intergovernmental Revenues</i>			13,023,959	18,368,268	16,585,998	16,585,998
<i>Charges for Current Services</i>						
		461420 HEALTH FEES-MEDICARE REVENUE	2,828	5,903	13,315	13,315
		461435 HEALTH FEES-PATIENT FEES	146	107	0	0
		461455 MENTAL HEALTH SVS-INS	7,407	21,625	0	0

County of Marin

Detail of Additional Financing Sources by Fund and Account Governmental Funds Fiscal Year 2021-22

Fund Name	Financing Source Category	Financing Source Account	2019-20 Actual	2020-21 Estimated	2021-22 Recommended	2021-22 Adopted by the Board of Supervisors
1	2	3	4	5	6	7
<i>Total Charges for Current Services</i>			10,381	27,635	13,315	13,315
<i>Miscellaneous Revenues</i>						
		470310 MISC REVENUES	9,777	0	0	0
<i>Total Miscellaneous Revenues</i>			9,777	0	0	0
<i>Other Financing Sources</i>						
		480210 TRANSFERS-IN	0	128,250	0	0
<i>Total Other Financing Sources</i>			0	128,250	0	0
Total 2380 Mental Health Services Act (Prop 63)			13,515,227	18,705,599	16,599,313	16,599,313
2390 Substance Abuse Prevention and Treatment (SAPT)						
<i>Use of Money and Property</i>						
		441115 INVESTMT INCOME-INT POOLED	8,225	5,604	0	0
		441135 INVESTMT INCOME-UNREALIZD GAIN	1,790	0	0	0
<i>Total Use of Money and Property</i>			10,015	5,604	0	0
<i>Intergovernmental Revenues</i>						
		452210 FEDERAL-PUB ASSIST PRG	1,868,441	370,782	0	0
<i>Total Intergovernmental Revenues</i>			1,868,441	370,782	0	0
Total 2390 Substance Abuse Prevention and Treatment (SAPT)			1,878,456	376,386	0	0

County of Marin

Detail of Additional Financing Sources by Fund and Account Governmental Funds Fiscal Year 2021-22

Fund Name	Financing Source Category	Financing Source Account	2019-20 Actual	2020-21 Estimated	2021-22 Recommended	2021-22 Adopted by the Board of Supervisors
1	2	3	4	5	6	7
2400 Project Independence						
<i>Use of Money and Property</i>						
		441115 INVESTMT INCOME-INT POOLED	19	6	0	0
		441135 INVESTMT INCOME-UNREALIZD GAIN	(1)	0	0	0
<i>Total Use of Money and Property</i>			18	6	0	0
<i>Intergovernmental Revenues</i>						
		452610 FEDERAL-OTHER	0	0	0	0
<i>Total Intergovernmental Revenues</i>			0	0	0	0
<i>Miscellaneous Revenues</i>						
		470320 MIS REV-CANCEL WRNTS AND CHECK	0	0	0	0
<i>Total Miscellaneous Revenues</i>			0	0	0	0
<i>Other Financing Sources</i>						
		480210 TRANSFERS-IN	0	0	0	0
<i>Total Other Financing Sources</i>			0	0	0	0
Total 2400 Project Independence			18	6	0	0
2410 Realignment - CalWORKS MOE						
<i>Use of Money and Property</i>						
		441115 INVESTMT INCOME-INT POOLED	1,061	7	0	0
		441135 INVESTMT INCOME-UNREALIZD GAIN	(348)	0	0	0

County of Marin

Detail of Additional Financing Sources by Fund and Account Governmental Funds Fiscal Year 2021-22

Fund Name	Financing Source Category	Financing Source Account	2019-20 Actual	2020-21 Estimated	2021-22 Recommended	2021-22 Adopted by the Board of Supervisors
1	2	3	4	5	6	7
<i>Total Use of Money and Property</i>			713	7	0	0
<i>Intergovernmental Revenues</i>						
		451310 STATE-PUBLIC ASSIST PRG	2,061,420	2,263,915	2,539,195	2,539,195
		451810 STATE - HEALTH	0	0	0	0
		451950 STATE-OTH-REALGMENT VLF	0	0	0	0
		452210 FEDERAL-PUB ASSIST PRG	0	0	0	0
<i>Total Intergovernmental Revenues</i>			2,061,420	2,263,915	2,539,195	2,539,195
Total 2410 Realignment - CalWORKS MOE			2,062,133	2,263,922	2,539,195	2,539,195
2420 DHCS Intergovernmental Transfer Agreement						
<i>Use of Money and Property</i>						
		441115 INVESTMT INCOME-INT POOLED	29,682	8,210	0	0
		441135 INVESTMT INCOME-UNREALIZD GAIN	(5,300)	0	0	0
<i>Total Use of Money and Property</i>			24,382	8,210	0	0
<i>Intergovernmental Revenues</i>						
		452210 FEDERAL-PUB ASSIST PRG	0	0	0	0
		452610 FEDERAL-OTHER	0	0	0	0
		452613 FEDERAL-PARTNERSHIP HEALTH	0	0	0	0
<i>Total Intergovernmental Revenues</i>			0	0	0	0

County of Marin

Detail of Additional Financing Sources by Fund and Account Governmental Funds Fiscal Year 2021-22

Fund Name	Financing Source Category	Financing Source Account	2019-20 Actual	2020-21 Estimated	2021-22 Recommended	2021-22 Adopted by the Board of Supervisors
1	2	3	4	5	6	7
Total 2420 DHCS Intergovernmental Transfer Agreement			24,382	8,210	0	0
2430 Vital Statistics (SB 1535)						
<i>Use of Money and Property</i>						
	441115	INVESTMT INCOME-INT POOLED	8,906	3,106	0	0
	441135	INVESTMT INCOME-UNREALIZD GAIN	(563)	0	0	0
<i>Total Use of Money and Property</i>			8,343	3,106	0	0
<i>Charges for Current Services</i>						
	461310	RECORDING FEES	41,602	50,622	0	0
<i>Total Charges for Current Services</i>			41,602	50,622	0	0
Total 2430 Vital Statistics (SB 1535)			49,945	53,728	0	0
2440 Andrea Fox Fund						
<i>Use of Money and Property</i>						
	441115	INVESTMT INCOME-INT POOLED	413	140	0	0
	441135	INVESTMT INCOME-UNREALIZD GAIN	(32)	0	0	0
<i>Total Use of Money and Property</i>			381	140	0	0
Total 2440 Andrea Fox Fund			381	140	0	0
2450 Child Car Seat Program						
<i>Fines, Forfeitures, and Penalties</i>						
	431110	VEHICLE CODE FINE	1,903	1,051	0	0

County of Marin

Detail of Additional Financing Sources by Fund and Account Governmental Funds Fiscal Year 2021-22

Fund Name	Financing Source Category	Financing Source Account	2019-20 Actual	2020-21 Estimated	2021-22 Recommended	2021-22 Adopted by the Board of Supervisors
1	2	3	4	5	6	7
<i>Total Fines, Forfeitures, and Penalties</i>			1,903	1,051	0	0
<i>Use of Money and Property</i>						
	441115	INVESTMT INCOME-INT POOLED	381	76	0	0
	441135	INVESTMT INCOME-UNREALIZD GAIN	(60)	0	0	0
<i>Total Use of Money and Property</i>			321	76	0	0
Total 2450 Child Car Seat Program			2,224	1,127	0	0
2460 POST - Death Certificates						
<i>Use of Money and Property</i>						
	441115	INVESTMT INCOME-INT POOLED	625	225	0	0
	441135	INVESTMT INCOME-UNREALIZD GAIN	(34)	0	0	0
<i>Total Use of Money and Property</i>			591	225	0	0
<i>Charges for Current Services</i>						
	461310	RECORDING FEES	2,391	2,781	0	0
<i>Total Charges for Current Services</i>			2,391	2,781	0	0
Total 2460 POST - Death Certificates			2,982	3,006	0	0
2470 Marin County Library						
<i>Taxes</i>						
	411030	PROP TAX-CURR UNSEC	180,251	187,729	180,000	180,000

County of Marin

Detail of Additional Financing Sources by Fund and Account Governmental Funds Fiscal Year 2021-22

Fund Name	Financing Source Category	Financing Source Account	2019-20 Actual	2020-21 Estimated	2021-22 Recommended	2021-22 Adopted by the Board of Supervisors
1	2	3	4	5	6	7
	411110	PROP TAX-CUR SECURED	9,390,317	9,893,956	10,244,000	10,244,000
	411115	PROP TAX-CURR SEC-UNI	60,127	62,762	55,000	55,000
	411125	PROP TAX CUR SEC SPL BEN TAX	1,790,586	1,787,957	1,790,000	1,790,000
	411135	PROP TAX- PRIOR UNSEC	7,100	5,618	7,000	7,000
	411210	SUPP PROP TAX-CURR	211,902	205,867	165,000	165,000
	411215	SUPP PROP TAX-CURR-UNSEC	8,247	3,927	3,275	3,275
	411310	SUPP PROP TAX-PRIOR-REDEM	7,114	6,770	5,000	5,000
	411410	RESIDUAL PROP TAX-RPTTF (ABX1)	123,595	160,930	120,000	120,000
	411510	PASTHRU PRTAX HMILT N RDATA X I	43,580	46,948	40,000	40,000
	411515	PSTHRU PROP TX-NOV DNTWN RDA	29,501	30,675	23,000	23,000
	411520	PSTHRU PROP TX-NO HAMILTON RDA	39,198	43,535	35,000	35,000
	411540	PASS THRU PROP TX NV VNOK RDA	0	0	0	0
	411810	OTH TAX-CURR ERAF REV	210,770	123,017	65,000	65,000
	411820	OTH TAX-EXCES ERAF	2,198,094	2,338,836	2,000,000	2,000,000
	460120	TAX COL FEES ADM (CTRA)	(62,584)	(62,530)	0	0
	460150	SB2557 ADMIN FEE (CONTRA)	(126,177)	(141,209)	(75,000)	(75,000)
Total Taxes			14,111,621	14,694,788	14,657,275	14,657,275
Use of Money and Property						
	441115	INVESTMT INCOME-INT POOLED	123,135	50,440	0	0

County of Marin

Detail of Additional Financing Sources by Fund and Account Governmental Funds Fiscal Year 2021-22

Fund Name	Financing Source Category	Financing Source Account	2019-20 Actual	2020-21 Estimated	2021-22 Recommended	2021-22 Adopted by the Board of Supervisors
1	2	3	4	5	6	7
		441120 INVESTMT INCOME-ERAF INT	4,027	865	0	0
		441135 INVESTMT INCOME-UNREALIZD GAIN	(6,420)	0	0	0
<i>Total Use of Money and Property</i>			120,742	51,305	0	0
<i>Intergovernmental Revenues</i>						
		451150 STATE-INLIEU TX-CALTRN	671	656	600	600
		451910 STATE-HOMEOWNERS PROP TAX RLF	42,431	42,013	43,000	43,000
		451970 STATE-OTHER	0	0	0	0
		452510 FEDERAL-IN-LIEU TAXES	7	7	0	0
<i>Total Intergovernmental Revenues</i>			43,109	42,676	43,600	43,600
<i>Charges for Current Services</i>						
		461810 LIBRARY SERVICES	24,419	328	0	0
		462610 CHRGS FOR CUR SVCS-OTHER	154,795	61,158	0	0
		462650 OTHER-MICROGRAPHIC	10,058	522	15,000	15,000
		462690 OTHER - CONTRACT REV	564,970	591,662	550,000	550,000
<i>Total Charges for Current Services</i>			754,242	653,670	565,000	565,000
<i>Miscellaneous Revenues</i>						
		470310 MISC REVENUES	17,977	18,106	10,000	10,000
		470320 MIS REV-CANCEL WRNTS AND CHECK	0	0	0	0
		470330 MIS REV-CONTRI AND DONATIONS	33,357	190,744	25,100	25,100

County of Marin

Detail of Additional Financing Sources by Fund and Account Governmental Funds Fiscal Year 2021-22

Fund Name	Financing Source Category	Financing Source Account	2019-20 Actual	2020-21 Estimated	2021-22 Recommended	2021-22 Adopted by the Board of Supervisors
1	2	3	4	5	6	7
<i>Total Miscellaneous Revenues</i>			51,334	208,850	35,100	35,100
<i>Other Financing Sources</i>						
	480210	TRANSFERS-IN	2,350,042	2,920,331	2,377,000	2,377,000
<i>Total Other Financing Sources</i>			2,350,042	2,920,331	2,377,000	2,377,000
Total 2470 Marin County Library			17,431,090	18,571,620	17,677,975	17,677,975
2480 Marin County Free Library Measure A						
<i>Taxes</i>						
	411125	PROP TAX CUR SEC SPL BEN TAX	2,628,357	2,689,034	2,733,600	2,733,600
	460120	TAX COL FEES ADM (CTRA)	(44,068)	(43,822)	0	0
<i>Total Taxes</i>			2,584,289	2,645,212	2,733,600	2,733,600
<i>Use of Money and Property</i>						
	441115	INVESTMT INCOME-INT POOLED	31,704	7,629	0	0
	441135	INVESTMT INCOME-UNREALIZD GAIN	(606)	0	0	0
<i>Total Use of Money and Property</i>			31,098	7,629	0	0
Total 2480 Marin County Free Library Measure A			2,615,387	2,652,841	2,733,600	2,733,600
2490 Marin County Library Trust						
<i>Use of Money and Property</i>						
	441115	INVESTMT INCOME-INT POOLED	8,897	3,014	0	0

County of Marin

Detail of Additional Financing Sources by Fund and Account Governmental Funds Fiscal Year 2021-22

Fund Name	Financing Source Category	Financing Source Account	2019-20 Actual	2020-21 Estimated	2021-22 Recommended	2021-22 Adopted by the Board of Supervisors
1	2	3	4	5	6	7
		441135 INVESTMT INCOME-UNREALIZD GAIN	(693)	0	0	0
<i>Total Use of Money and Property</i>			8,204	3,014	0	0
<i>Miscellaneous Revenues</i>						
		470330 MIS REV-CONTRI AND DONATIONS	0	109,500	0	0
<i>Total Miscellaneous Revenues</i>			0	109,500	0	0
<i>Other Financing Sources</i>						
		480210 TRANSFERS-IN	0	0	0	0
<i>Total Other Financing Sources</i>			0	0	0	0
Total 2490 Marin County Library Trust			8,204	112,514	0	0
2500 Bolinas Library Trust						
<i>Use of Money and Property</i>						
		441115 INVESTMT INCOME-INT POOLED	274	93	0	0
		441135 INVESTMT INCOME-UNREALIZD GAIN	(21)	0	0	0
<i>Total Use of Money and Property</i>			253	93	0	0
Total 2500 Bolinas Library Trust			253	93	0	0
2510 Corte Madera Library - A. Cello Fund						
<i>Use of Money and Property</i>						
		441115 INVESTMT INCOME-INT POOLED	6,895	2,286	0	0

County of Marin

Detail of Additional Financing Sources by Fund and Account Governmental Funds Fiscal Year 2021-22

Fund Name	Financing Source Category	Financing Source Account	2019-20 Actual	2020-21 Estimated	2021-22 Recommended	2021-22 Adopted by the Board of Supervisors
1	2	3	4	5	6	7
		441135 INVESTMT INCOME-UNREALIZD GAIN	(574)	0	0	0
		<i>Total Use of Money and Property</i>	6,321	2,286	0	0
Total 2510 Corte Madera Library - A. Cello Fund			6,321	2,286	0	0
2520 California Room Trust - Watkins Estate						
<i>Use of Money and Property</i>						
		441115 INVESTMT INCOME-INT POOLED	1,134	384	0	0
		441135 INVESTMT INCOME-UNREALIZD GAIN	(88)	0	0	0
		<i>Total Use of Money and Property</i>	1,046	384	0	0
Total 2520 California Room Trust - Watkins Estate			1,046	384	0	0
2530 Stinson Beach Library Trust						
<i>Use of Money and Property</i>						
		441115 INVESTMT INCOME-INT POOLED	552	187	0	0
		441135 INVESTMT INCOME-UNREALIZD GAIN	(43)	0	0	0
		<i>Total Use of Money and Property</i>	509	187	0	0
Total 2530 Stinson Beach Library Trust			509	187	0	0
2550 Luiz Ranch Endowment						
<i>Use of Money and Property</i>						
		441115 INVESTMT INCOME-INT POOLED	4	0	0	0
		441135 INVESTMT INCOME-UNREALIZD GAIN	(1)	0	0	0

County of Marin

Detail of Additional Financing Sources by Fund and Account Governmental Funds Fiscal Year 2021-22

Fund Name	Financing Source Category	Financing Source Account	2019-20 Actual	2020-21 Estimated	2021-22 Recommended	2021-22 Adopted by the Board of Supervisors
1	2	3	4	5	6	7
<i>Total Use of Money and Property</i>			3	0	0	0
Total 2550 Luiz Ranch Endowment			3	0	0	0
2560 Measure A - Parks & Open Space						
<i>Taxes</i>						
		411710 SALES AND USE TAX	13,766,174	15,547,563	14,056,159	14,056,159
<i>Total Taxes</i>			13,766,174	15,547,563	14,056,159	14,056,159
<i>Use of Money and Property</i>						
		441115 INVESTMT INCOME-INT POOLED	343,282	110,189	245,644	245,644
		441135 INVESTMT INCOME-UNREALIZD GAIN	(26,761)	0	0	0
<i>Total Use of Money and Property</i>			316,521	110,189	245,644	245,644
<i>Intergovernmental Revenues</i>						
		451970 STATE-OTHER	269,769	73,183	0	0
		452610 FEDERAL-OTHER	0	0	0	0
		453110 OTH-GOVERNMENTAL AGENCIES	0	0	0	0
<i>Total Intergovernmental Revenues</i>			269,769	73,183	0	0
<i>Charges for Current Services</i>						
		463110 INTERFUND REVENUE	0	0	0	0
<i>Total Charges for Current Services</i>			0	0	0	0

County of Marin

Detail of Additional Financing Sources by Fund and Account Governmental Funds Fiscal Year 2021-22

Fund Name	Financing Source Category	Financing Source Account	2019-20 Actual	2020-21 Estimated	2021-22 Recommended	2021-22 Adopted by the Board of Supervisors
1	2	3	4	5	6	7
<i>Miscellaneous Revenues</i>						
		470310 MISC REVENUES	833,310	11,025	0	0
		470320 MIS REV-CANCEL WRNTS AND CHECK	0	0	0	0
		470330 MIS REV-CONTRI AND DONATIONS	0	0	0	0
<i>Total Miscellaneous Revenues</i>			833,310	11,025	0	0
<i>Other Financing Sources</i>						
		480210 TRANSFERS-IN	0	164,331	0	0
<i>Total Other Financing Sources</i>			0	164,331	0	0
Total 2560 Measure A - Parks & Open Space			15,185,774	15,906,291	14,301,803	14,301,803
2570 Realignment - Juvenile Justice Crime Prevention						
<i>Use of Money and Property</i>						
		441115 INVESTMT INCOME-INT POOLED	34,557	10,965	0	0
		441135 INVESTMT INCOME-UNREALIZD GAIN	(769)	0	0	0
<i>Total Use of Money and Property</i>			33,788	10,965	0	0
<i>Intergovernmental Revenues</i>						
		451930 STATE-COPS	1,102,330	1,102,189	931,842	931,842
<i>Total Intergovernmental Revenues</i>			1,102,330	1,102,189	931,842	931,842
Total 2570 Realignment - Juvenile Justice Crime Prevention			1,136,118	1,113,154	931,842	931,842

County of Marin

Detail of Additional Financing Sources by Fund and Account Governmental Funds Fiscal Year 2021-22

Fund Name	Financing Source Category	Financing Source Account	2019-20 Actual	2020-21 Estimated	2021-22 Recommended	2021-22 Adopted by the Board of Supervisors
1	2	3	4	5	6	7
2580 Inmate Welfare Fund						
<i>Use of Money and Property</i>						
	441110	INVESTMT INCOME-INT	2	3	0	0
	441115	INVESTMT INCOME-INT POOLED	25,563	9,235	0	0
	441135	INVESTMT INCOME-UNREALIZD GAIN	(1,414)	0	0	0
<i>Total Use of Money and Property</i>			24,151	9,238	0	0
<i>Charges for Current Services</i>						
	461610	INSTITUTIONAL CARE SVS	358,892	133,332	100,000	100,000
<i>Total Charges for Current Services</i>			358,892	133,332	100,000	100,000
<i>Miscellaneous Revenues</i>						
	470310	MISC REVENUES	1,138	(1,138)	0	0
<i>Total Miscellaneous Revenues</i>			1,138	(1,138)	0	0
<i>Other Financing Sources</i>						
	480210	TRANSFERS-IN	0	8,162	0	0
<i>Total Other Financing Sources</i>			0	8,162	0	0
Total 2580 Inmate Welfare Fund			384,181	149,594	100,000	100,000
2590 DMV Vehicle Theft (PC 9250.14)						
<i>Use of Money and Property</i>						
	441115	INVESTMT INCOME-INT POOLED	20,855	7,581	0	0

County of Marin

Detail of Additional Financing Sources by Fund and Account Governmental Funds Fiscal Year 2021-22

Fund Name	Financing Source Category	Financing Source Account	2019-20 Actual	2020-21 Estimated	2021-22 Recommended	2021-22 Adopted by the Board of Supervisors
1	2	3	4	5	6	7
		441135 INVESTMT INCOME-UNREALIZD GAIN	(781)	0	0	0
<i>Total Use of Money and Property</i>			20,074	7,581	0	0
<i>Intergovernmental Revenues</i>						
		451970 STATE-OTHER	240,802	240,951	118,760	118,760
<i>Total Intergovernmental Revenues</i>			240,802	240,951	118,760	118,760
Total 2590 DMV Vehicle Theft (PC 9250.14)			260,876	248,532	118,760	118,760
2600 Suppl Lcl Law Enf - Rural Counties and COPS						
<i>Use of Money and Property</i>						
		441115 INVESTMT INCOME-INT POOLED	102,362	27,572	0	0
		441135 INVESTMT INCOME-UNREALIZD GAIN	(12,193)	0	0	0
<i>Total Use of Money and Property</i>			90,169	27,572	0	0
<i>Intergovernmental Revenues</i>						
		451930 STATE-COPS	0	0	0	0
		451940 STATE-COPS-SMLL CTY RURL ENFOR	500,000	500,000	0	0
		451970 STATE-OTHER	0	0	0	0
<i>Total Intergovernmental Revenues</i>			500,000	500,000	0	0
<i>Charges for Current Services</i>						
		461250 LAW ENFOR SVS-CT OTH GVT AGEN	0	34,854	0	0

County of Marin

Detail of Additional Financing Sources by Fund and Account Governmental Funds Fiscal Year 2021-22

Fund Name	Financing Source Category	Financing Source Account	2019-20 Actual	2020-21 Estimated	2021-22 Recommended	2021-22 Adopted by the Board of Supervisors
1	2	3	4	5	6	7
		463110 INTERFUND REVENUE	0	0	0	0
<i>Total Charges for Current Services</i>			0	34,854	0	0
<i>Miscellaneous Revenues</i>						
		470310 MISC REVENUES	0	177	0	0
<i>Total Miscellaneous Revenues</i>			0	177	0	0
<i>Other Financing Sources</i>						
		480210 TRANSFERS-IN	0	0	0	0
<i>Total Other Financing Sources</i>			0	0	0	0
Total 2600 Suppl Lcl Law Enf - Rural Counties and COPS			590,169	562,603	0	0
2610 Crime Prevention - DCEP						
<i>Use of Money and Property</i>						
		441115 INVESTMT INCOME-INT POOLED	1,267	326	0	0
		441135 INVESTMT INCOME-UNREALIZD GAIN	(176)	0	0	0
<i>Total Use of Money and Property</i>			1,091	326	0	0
<i>Charges for Current Services</i>						
		462610 CHRGS FOR CUR SVCS-OTHER	0	0	0	0
		462690 OTHER - CONTRACT REV	0	0	15,000	15,000
<i>Total Charges for Current Services</i>			0	0	15,000	15,000

County of Marin

Detail of Additional Financing Sources by Fund and Account Governmental Funds Fiscal Year 2021-22

Fund Name	Financing Source Category	Financing Source Account	2019-20 Actual	2020-21 Estimated	2021-22 Recommended	2021-22 Adopted by the Board of Supervisors
1	2	3	4	5	6	7
<i>Miscellaneous Revenues</i>						
		470310 MISC REVENUES	0	0	0	0
<i>Total Miscellaneous Revenues</i>			0	0	0	0
Total 2610 Crime Prevention - DCEP			1,091	326	15,000	15,000
2620 Writ Fee (GC 26746)						
<i>Use of Money and Property</i>						
		441115 INVESTMT INCOME-INT POOLED	9,840	3,333	0	0
		441135 INVESTMT INCOME-UNREALIZD GAIN	(766)	0	0	0
<i>Total Use of Money and Property</i>			9,074	3,333	0	0
<i>Charges for Current Services</i>						
		460810 CIVIL PROCESSING SVS	0	16,292	0	0
<i>Total Charges for Current Services</i>			0	16,292	0	0
Total 2620 Writ Fee (GC 26746)			9,074	19,625	0	0
2630 Asset Forfeiture						
<i>Fines, Forfeitures, and Penalties</i>						
		431210 OTHER COURT FINES	0	0	0	0
<i>Total Fines, Forfeitures, and Penalties</i>			0	0	0	0
<i>Use of Money and Property</i>						
		441115 INVESTMT INCOME-INT POOLED	818	277	0	0

County of Marin

Detail of Additional Financing Sources by Fund and Account Governmental Funds Fiscal Year 2021-22

Fund Name	Financing Source Category	Financing Source Account	2019-20 Actual	2020-21 Estimated	2021-22 Recommended	2021-22 Adopted by the Board of Supervisors
1	2	3	4	5	6	7
		441135 INVESTMT INCOME-UNREALIZD GAIN	(64)	0	0	0
<i>Total Use of Money and Property</i>			754	277	0	0
<i>Miscellaneous Revenues</i>						
		470310 MISC REVENUES	0	0	0	0
<i>Total Miscellaneous Revenues</i>			0	0	0	0
Total 2630 Asset Forfeiture			754	277	0	0
2640 Auto Finger ID (GC 76102)						
<i>Fines, Forfeitures, and Penalties</i>						
		431210 OTHER COURT FINES	768	778	0	0
<i>Total Fines, Forfeitures, and Penalties</i>			768	778	0	0
<i>Use of Money and Property</i>						
		441115 INVESTMT INCOME-INT POOLED	46,805	17,120	0	0
		441135 INVESTMT INCOME-UNREALIZD GAIN	(2,207)	0	0	0
<i>Total Use of Money and Property</i>			44,598	17,120	0	0
<i>Intergovernmental Revenues</i>						
		451970 STATE-OTHER	242,583	242,495	153,013	153,013
<i>Total Intergovernmental Revenues</i>			242,583	242,495	153,013	153,013
Total 2640 Auto Finger ID (GC 76102)			287,949	260,393	153,013	153,013

County of Marin

Detail of Additional Financing Sources by Fund and Account Governmental Funds Fiscal Year 2021-22

Fund Name	Financing Source Category	Financing Source Account	2019-20 Actual	2020-21 Estimated	2021-22 Recommended	2021-22 Adopted by the Board of Supervisors
1	2	3	4	5	6	7
2650 Local Law Enforcement Block Grant						
<i>Use of Money and Property</i>						
	441115	INVESTMT INCOME-INT POOLED	3,046	1,032	0	0
	441135	INVESTMT INCOME-UNREALIZD GAIN	(237)	0	0	0
<i>Total Use of Money and Property</i>			2,809	1,032	0	0
Total 2650 Local Law Enforcement Block Grant			2,809	1,032	0	0
2660 Civil Paper Service Fee (GC 26731)						
<i>Use of Money and Property</i>						
	441115	INVESTMT INCOME-INT POOLED	7,853	2,756	0	0
	441135	INVESTMT INCOME-UNREALIZD GAIN	(493)	0	0	0
<i>Total Use of Money and Property</i>			7,360	2,756	0	0
<i>Charges for Current Services</i>						
	460810	CIVIL PROCESSING SVS	19,998	14,814	0	0
<i>Total Charges for Current Services</i>			19,998	14,814	0	0
Total 2660 Civil Paper Service Fee (GC 26731)			27,358	17,570	0	0
2670 Realignment - Public Safety						
<i>Use of Money and Property</i>						
	441115	INVESTMT INCOME-INT POOLED	233,322	84,315	0	0
	441135	INVESTMT INCOME-UNREALIZD GAIN	(11,760)	0	0	0

County of Marin

Detail of Additional Financing Sources by Fund and Account Governmental Funds Fiscal Year 2021-22

Fund Name	Financing Source Category	Financing Source Account	2019-20 Actual	2020-21 Estimated	2021-22 Recommended	2021-22 Adopted by the Board of Supervisors
1	2	3	4	5	6	7
<i>Total Use of Money and Property</i>			221,562	84,315	0	0
<i>Intergovernmental Revenues</i>						
		451210 STATE-PUB ASSIST ADMIN	0	0	166,886	166,886
		451850 STATE-JVENLE RENTRY GR SB 1020	0	0	0	0
		451860 STATE-CORRECTIONS	0	0	0	0
		451970 STATE-OTHER	0	0	37,209	37,209
		451990 STATE REALIGN-PUB SAFETY AB	6,245,877	7,040,478	6,275,767	6,275,767
<i>Total Intergovernmental Revenues</i>			6,245,877	7,040,478	6,479,862	6,479,862
<i>Miscellaneous Revenues</i>						
		470310 MISC REVENUES	2,812	621	0	0
		470320 MIS REV-CANCEL WRNTS AND CHECK	0	0	0	0
<i>Total Miscellaneous Revenues</i>			2,812	621	0	0
<i>Other Financing Sources</i>						
		480210 TRANSFERS-IN	0	72,559	0	0
<i>Total Other Financing Sources</i>			0	72,559	0	0
Total 2670 Realignment - Public Safety			6,470,251	7,197,973	6,479,862	6,479,862

County of Marin

Detail of Additional Financing Sources by Fund and Account Governmental Funds Fiscal Year 2021-22

Fund Name	Financing Source Category	Financing Source Account	2019-20 Actual	2020-21 Estimated	2021-22 Recommended	2021-22 Adopted by the Board of Supervisors
1	2	3	4	5	6	7

2680 Realignment - SB 1020

Use of Money and Property

441115	INVESTMT INCOME-INT POOLED	298,200	97,806	0	0
441135	INVESTMT INCOME-UNREALIZD GAIN	(9,932)	0	0	0
<i>Total Use of Money and Property</i>		288,268	97,806	0	0

Intergovernmental Revenues

451210	STATE-PUB ASSIST ADMIN	394,328	443,188	433,496	433,496
451315	STATE-PUB ASSIST PRG-CAPIT	114,953	129,197	131,760	131,760
451320	STATE - PA PROGRAM -FOSTER CARE	1,832,400	2,059,449	2,014,410	2,014,410
451325	STATE PUB ASSIST CHILD WEL SVS	2,855,359	3,209,160	3,138,977	3,138,977
451330	STATE -PA ADULT PRORECTV SVC	587,134	659,884	645,453	645,453
451335	STATE-PA PROGRAM - FOSTR CARE	65,560	73,683	79,810	79,810
451340	STATE - PA PROGRAM-ADOPT	1,600,259	1,798,543	1,759,209	1,759,209
451610	STATE - MENTAL HEALTH	3,090,959	3,349,895	3,083,231	3,083,231
451810	STATE - HEALTH	2,422,211	2,625,126	1,998,787	1,998,787
451815	STATE - PERINATAL	728,485	728,485	728,485	728,485
451830	STATE - CIVIL DEFENSE	83,723	95,235	0	0
451850	STATE-JVENLE RENTRY GR SB 1020	0	0	0	0
451860	STATE-CORRECTIONS	0	0	0	0

County of Marin

Detail of Additional Financing Sources by Fund and Account Governmental Funds Fiscal Year 2021-22

Fund Name	Financing Source Category	Financing Source Account	2019-20 Actual	2020-21 Estimated	2021-22 Recommended	2021-22 Adopted by the Board of Supervisors
1	2	3	4	5	6	7
	451970	STATE-OTHER	0	0	0	0
	451990	STATE REALIGN-PUB SAFETY AB	83,723	95,235	166,500	166,500
<i>Total Intergovernmental Revenues</i>			13,859,094	15,267,080	14,180,118	14,180,118
Total 2680 Realignment - SB 1020			14,147,362	15,364,886	14,180,118	14,180,118
2690 Realignment - Juvenile Justice YOBG						
<i>Use of Money and Property</i>						
	441115	INVESTMT INCOME-INT POOLED	29,313	10,450	0	0
	441135	INVESTMT INCOME-UNREALIZD GAIN	(3,260)	0	0	0
<i>Total Use of Money and Property</i>			26,053	10,450	0	0
<i>Intergovernmental Revenues</i>						
	451850	STATE-JVENLE RENTRY GR SB 1020	0	0	0	0
	451860	STATE-CORRECTIONS	0	0	0	0
	451930	STATE-COPS	0	322,376	0	0
	451970	STATE-OTHER	646,243	727,487	909,677	909,677
	451990	STATE REALIGN-PUB SAFETY AB	0	0	30,000	30,000
	452610	FEDERAL-OTHER	0	0	0	0
<i>Total Intergovernmental Revenues</i>			646,243	1,049,863	939,677	939,677
<i>Miscellaneous Revenues</i>						
	470310	MISC REVENUES	0	0	0	0

County of Marin

Detail of Additional Financing Sources by Fund and Account Governmental Funds Fiscal Year 2021-22

Fund Name	Financing Source Category	Financing Source Account	2019-20 Actual	2020-21 Estimated	2021-22 Recommended	2021-22 Adopted by the Board of Supervisors
1	2	3	4	5	6	7
<i>Total Miscellaneous Revenues</i>			0	0	0	0
<i>Other Financing Sources</i>						
	480210	TRANSFERS-IN	0	0	0	0
<i>Total Other Financing Sources</i>			0	0	0	0
Total 2690 Realignment - Juvenile Justice YOBG			672,296	1,060,313	939,677	939,677
2700 Countywide Grants						
<i>Use of Money and Property</i>						
	441135	INVESTMT INCOME-UNREALIZD GAIN	(395)	0	0	0
<i>Total Use of Money and Property</i>			(395)	0	0	0
<i>Intergovernmental Revenues</i>						
	451970	STATE-OTHER	594,437	354,323	349,884	349,884
	452610	FEDERAL-OTHER	28,604	196,930	324,365	324,365
	453110	OTH-GOVERNMENTAL AGENCIES	0	0	0	0
<i>Total Intergovernmental Revenues</i>			623,041	551,253	674,249	674,249
<i>Miscellaneous Revenues</i>						
	470310	MISC REVENUES	0	0	0	0
	470320	MIS REV-CANCEL WRNTS AND CHECK	0	0	0	0
	470330	MIS REV-CONTRI AND DONATIONS	224,139	0	0	0

County of Marin

Detail of Additional Financing Sources by Fund and Account Governmental Funds Fiscal Year 2021-22

Fund Name	Financing Source Category	Financing Source Account	2019-20 Actual	2020-21 Estimated	2021-22 Recommended	2021-22 Adopted by the Board of Supervisors
1	2	3	4	5	6	7
<i>Total Miscellaneous Revenues</i>			224,139	0	0	0
<i>Other Financing Sources</i>						
	480210	TRANSFERS-IN	0	0	0	0
<i>Total Other Financing Sources</i>			0	0	0	0
Total 2700 Countywide Grants			846,785	551,253	674,249	674,249
2720 Dispute Resolution (BP 470.3)						
<i>Use of Money and Property</i>						
	441115	INVESTMT INCOME-INT POOLED	481	90	0	0
	441135	INVESTMT INCOME-UNREALIZD GAIN	(40)	0	0	0
<i>Total Use of Money and Property</i>			441	90	0	0
<i>Miscellaneous Revenues</i>						
	470310	MISC REVENUES	29,820	26,443	0	0
<i>Total Miscellaneous Revenues</i>			29,820	26,443	0	0
Total 2720 Dispute Resolution (BP 470.3)			30,261	26,533	0	0
2730 Criminal Justice Facilities (GC 76101)						
<i>Fines, Forfeitures, and Penalties</i>						
	431210	OTHER COURT FINES	357,613	253,161	540,000	540,000
<i>Total Fines, Forfeitures, and Penalties</i>			357,613	253,161	540,000	540,000

County of Marin

Detail of Additional Financing Sources by Fund and Account Governmental Funds Fiscal Year 2021-22

Fund Name	Financing Source Category	Financing Source Account	2019-20 Actual	2020-21 Estimated	2021-22 Recommended	2021-22 Adopted by the Board of Supervisors
1	2	3	4	5	6	7
<i>Use of Money and Property</i>						
		441115 INVESTMT INCOME-INT POOLED	5,006	439	0	0
		441135 INVESTMT INCOME-UNREALIZD GAIN	(501)	0	0	0
		<i>Total Use of Money and Property</i>	4,505	439	0	0
Total 2730 Criminal Justice Facilities (GC 76101)			362,118	253,600	540,000	540,000
2740 Real Estate Fraud (GC 27388)						
<i>Use of Money and Property</i>						
		441115 INVESTMT INCOME-INT POOLED	10,399	4,026	0	0
		441135 INVESTMT INCOME-UNREALIZD GAIN	(174)	0	0	0
		<i>Total Use of Money and Property</i>	10,225	4,026	0	0
<i>Charges for Current Services</i>						
		461310 RECORDING FEES	300,844	649,557	0	0
		<i>Total Charges for Current Services</i>	300,844	649,557	0	0
<i>Miscellaneous Revenues</i>						
		470310 MISC REVENUES	0	(182,948)	0	0
		<i>Total Miscellaneous Revenues</i>	0	(182,948)	0	0
Total 2740 Real Estate Fraud (GC 27388)			311,069	470,635	0	0

County of Marin

Detail of Additional Financing Sources by Fund and Account Governmental Funds Fiscal Year 2021-22

Fund Name	Financing Source Category	Financing Source Account	2019-20 Actual	2020-21 Estimated	2021-22 Recommended	2021-22 Adopted by the Board of Supervisors
1	2	3	4	5	6	7

2770 HUD HOME Prog Inc

Use of Money and Property

		441115 INVESTMT INCOME-INT POOLED	0	0	0	0
--	--	-----------------------------------	---	---	---	---

		441135 INVESTMT INCOME-UNREALIZD GAIN	488	0	0	0
--	--	---------------------------------------	-----	---	---	---

		<i>Total Use of Money and Property</i>	488	0	0	0
--	--	--	-----	---	---	---

Intergovernmental Revenues

		452515 FEDERAL-OTHER - HUD	643,887	447,515	800,856	800,856
--	--	----------------------------	---------	---------	---------	---------

		<i>Total Intergovernmental Revenues</i>	643,887	447,515	800,856	800,856
--	--	---	---------	---------	---------	---------

		Total 2770 HUD HOME Prog Inc	644,375	447,515	800,856	800,856
--	--	-------------------------------------	----------------	----------------	----------------	----------------

2780 Treasury AFMLS - Equitable Sharing Prgm

Use of Money and Property

		441115 INVESTMT INCOME-INT POOLED	495	168	0	0
--	--	-----------------------------------	-----	-----	---	---

		441135 INVESTMT INCOME-UNREALIZD GAIN	(39)	0	0	0
--	--	---------------------------------------	------	---	---	---

		<i>Total Use of Money and Property</i>	456	168	0	0
--	--	--	-----	-----	---	---

Other Financing Sources

		480210 TRANSFERS-IN	0	0	0	0
--	--	---------------------	---	---	---	---

		<i>Total Other Financing Sources</i>	0	0	0	0
--	--	--------------------------------------	---	---	---	---

		Total 2780 Treasury AFMLS - Equitable Sharing Prgm	456	168	0	0
--	--	---	------------	------------	----------	----------

County of Marin

Detail of Additional Financing Sources by Fund and Account Governmental Funds Fiscal Year 2021-22

Fund Name	Financing Source Category	Financing Source Account	2019-20 Actual	2020-21 Estimated	2021-22 Recommended	2021-22 Adopted by the Board of Supervisors
1	2	3	4	5	6	7
2790 SB678 Community Correction Performance						
<i>Use of Money and Property</i>						
		441115 INVESTMT INCOME-INT POOLED	52,457	17,855	0	0
		441135 INVESTMT INCOME-UNREALIZD GAIN	(3,838)	0	0	0
<i>Total Use of Money and Property</i>			48,619	17,855	0	0
<i>Intergovernmental Revenues</i>						
		451860 STATE-CORRECTIONS	980,988	1,036,638	1,150,560	1,150,560
<i>Total Intergovernmental Revenues</i>			980,988	1,036,638	1,150,560	1,150,560
Total 2790 SB678 Community Correction Performance			1,029,607	1,054,493	1,150,560	1,150,560
2800 Health and Human Services Operating						
<i>Licenses, Permits and Franchises</i>						
		421750 OTH LIC PERM-MED MARIJUANA	7,050	5,100	15,000	15,000
<i>Total Licenses, Permits and Franchises</i>			7,050	5,100	15,000	15,000
<i>Fines, Forfeitures, and Penalties</i>						
		431115 VEHICLE CODE FINE-STATHAM	23,224	15,203	38,880	38,880
		431210 OTHER COURT FINES	7,377	4,608	12,000	12,000
<i>Total Fines, Forfeitures, and Penalties</i>			30,601	19,811	50,880	50,880
<i>Use of Money and Property</i>						
		441110 INVESTMT INCOME-INT	43,081	18,483	8,000	8,000

County of Marin

Detail of Additional Financing Sources by Fund and Account Governmental Funds Fiscal Year 2021-22

Fund Name	Financing Source Category	Financing Source Account	2019-20 Actual	2020-21 Estimated	2021-22 Recommended	2021-22 Adopted by the Board of Supervisors
1	2	3	4	5	6	7
		441115 INVESTMT INCOME-INT POOLED	0	914	0	0
		441135 INVESTMT INCOME-UNREALIZD GAIN	50,906	0	0	0
		441215 RENTS AND CONCESSIONS-PROP	0	0	0	0
<i>Total Use of Money and Property</i>			93,987	19,397	8,000	8,000
<i>Intergovernmental Revenues</i>						
		451120 STATE-BUS LIC TAX HIWAY CAR	0	0	0	0
		451210 STATE-PUB ASSIST ADMIN	2,893,852	4,771,384	5,438,823	5,438,823
		451211 STATE-IN HOME SUPPORT SERVICES	4,221,336	5,853,953	2,711,196	2,711,196
		451212 STATE-CAL WORKS	1,360,103	1,933,793	3,544,857	3,544,857
		451213 STATE-CAL WORKS SUBST ABUSE	40,174	2,857	213,946	213,946
		451214 STATE MEDI-CAL	12,447,800	14,105,352	13,161,295	13,161,295
		451310 STATE-PUBLIC ASSIST PRG	970,211	646,181	723,886	723,886
		451315 STATE-PUB ASSIST PRG-CAPIT	0	0	0	0
		451320 STATE - PA PROGRM -FOSTER CARE	0	3,913	0	0
		451325 STATE PUB ASSIST CHILD WEL SVS	192,278	1,265,533	1,136,914	1,136,914
		451330 STATE -PA ADULT PRORECTV SVC	0	1,394	0	0
		451340 STATE - PA PROGRAM-ADOPT	908,485	208,254	0	0
		451410 STATE-HEALTH ADMIN	1,534,155	240,337	220,605	220,605
		451510 STATE-CALIFORNIA CHILDREN SVS	902,628	887,034	417,495	417,495

County of Marin

Detail of Additional Financing Sources by Fund and Account Governmental Funds Fiscal Year 2021-22

Fund Name	Financing Source Category	Financing Source Account	2019-20 Actual	2020-21 Estimated	2021-22 Recommended	2021-22 Adopted by the Board of Supervisors
1	2	3	4	5	6	7
		451610 STATE - MENTAL HEALTH	247,200	1,174,987	461,064	461,064
		451710 STATE-TUBERCULOSIS CONTROL	58,856	42,570	42,571	42,571
		451810 STATE - HEALTH	60,711	361,006	153,056	153,056
		451880 STATE-VETERANS' AFFAIRS	43,413	44,149	46,389	46,389
		451970 STATE-OTHER	2,676,517	1,428,587	2,725,162	2,725,162
		451975 STATE-PY FUNDING	0	0	0	0
		452110 FEDERAL-PUB ASSIST ADMIN	9,241,769	9,523,204	9,519,700	9,519,700
		452111 FEDERAL-PROMO SAFE STABLE FMLY	133,574	117,117	113,158	113,158
		452112 FEDERAL-IND LIVING SKILLS PRG	24,093	63,292	127,975	127,975
		452210 FEDERAL-PUB ASSIST PRG	1,495,563	5,424,961	6,186,887	6,186,887
		452211 FED-IN HOME SUPPORT SERVICES	0	0	1,400,000	1,400,000
		452212 FEDERAL-CAL WORKS ASST	272,756	1,927,478	2,967,377	2,967,377
		452213 FEDERAL-ADOPTIONS	1,343,636	1,197,977	1,025,136	1,025,136
		452214 FEDERAL-MEDI-CAL	20,526,881	24,221,572	16,343,241	16,343,241
		452215 FEDERAL-CHILD WELFARE SVCS	3,437,298	3,096,493	4,707,226	4,707,226
		452216 FEDERAL-EMRG AST-FOSTER CARE	509,171	680,066	712,184	712,184
		452217 FEDERAL-REFUGEE ASSITANCE	0	0	5,000	5,000
		452250 FEDERAL-PY FUNDING	1,683,171	540,516	0	0
		452251 FEDERAL-MEDCAL PRIOR YR FUNDIN	1,038,015	1,380,668	0	0

County of Marin

Detail of Additional Financing Sources by Fund and Account Governmental Funds Fiscal Year 2021-22

Fund Name	Financing Source Category	Financing Source Account	2019-20 Actual	2020-21 Estimated	2021-22 Recommended	2021-22 Adopted by the Board of Supervisors
1	2	3	4	5	6	7
	452310	FEDERAL-HEALTH ADMINISTRATION	458,431	1,455,503	2,257,806	2,257,806
	452610	FEDERAL-OTHER	7,717,252	17,051,389	12,601,544	12,601,544
	452613	FEDERAL-PARTNERSHIP HEALTH	59,181	93,196	0	0
	453110	OTH-GOVERNMENTAL AGENCIES	425,196	6,171,196	440,997	440,997
<i>Total Intergovernmental Revenues</i>			76,923,706	105,915,912	89,405,490	89,405,490
<i>Charges for Current Services</i>						
	460315	AUDITING AND ACCT FEES-BONDS	7,686	11,276	47,000	47,000
	460610	LEGAL SERVICES	70,247	68,888	88,000	88,000
	460910	ESTATE FEES	91,545	16,907	101,000	101,000
	461215	LAW ENFORCEMENT SERVICES-DUI	12,080	3,180	19,800	19,800
	461310	RECORDING FEES	189,690	232,267	124,064	124,064
	461320	REC FEES-DEATH CERTI	4,782	5,562	6,800	6,800
	461410	HEALTH FEES	72,500	72,500	67,500	67,500
	461415	HEALTH FEES-CERT FEES	4,950	8,850	10,362	10,362
	461420	HEALTH FEES-MEDICARE REVENUE	324,173	185,581	61,000	61,000
	461425	HEALTH FEES-HEALTHY FAMILIES	0	0	0	0
	461430	HEALTH FEES-PVT INS	0	0	0	0
	461435	HEALTH FEES-PATIENT FEES	142,267	156,490	244,000	244,000
	461440	HEALTH FEES-LAB FEES	0	0	0	0

County of Marin

Detail of Additional Financing Sources by Fund and Account Governmental Funds Fiscal Year 2021-22

Fund Name	Financing Source Category	Financing Source Account	2019-20 Actual	2020-21 Estimated	2021-22 Recommended	2021-22 Adopted by the Board of Supervisors
1	2	3	4	5	6	7
	461445	HEALTH FEES-HEALTH KIDS	0	0	0	0
	461450	MENTAL HEALTH SERVICES	101,654	187,354	5,000	5,000
	461455	MENTAL HEALTH SVS-INS	191,745	216,136	143,537	143,537
	461460	CALIFORNIA CHILDREN SVS	280	0	0	0
	461625	INST CARE SVS-GEN ASSIST REIM	0	0	0	0
	461635	INST CARE AND SVS-REIM PVT	0	55,000	33,755	33,755
	461710	EDUCATIONAL SERVICES	25,609	35,397	12,138	12,138
	462690	OTHER - CONTRACT REV	10,134	7,072	0	0
	463445	INTERFUND REVENUE-SAL GRANT	0	0	1,475,000	1,475,000
<i>Total Charges for Current Services</i>			1,249,342	1,262,460	2,438,956	2,438,956
<i>Miscellaneous Revenues</i>						
	470215	OTH SALES-COPY MEDICAL RECORD	2,127	1,518	2,000	2,000
	470310	MISC REVENUES	42,943	45,066	0	0
	470330	MIS REV-CONTRI AND DONATIONS	207,464	13,557	13,500	13,500
<i>Total Miscellaneous Revenues</i>			252,534	60,141	15,500	15,500
<i>Other Financing Sources</i>						
	480210	TRANSFERS-IN	4,526,633	9,030,743	4,593,131	4,593,131
	480310	TRANSFERS-IN-REALIGNMENT VLF	10,175,643	10,062,251	9,509,502	9,509,502
	480315	TRANSFERS-IN-REAL SALES TAX	23,266,068	23,697,845	23,476,937	23,476,937

County of Marin

Detail of Additional Financing Sources by Fund and Account Governmental Funds Fiscal Year 2021-22

Fund Name	Financing Source Category	Financing Source Account	2019-20 Actual	2020-21 Estimated	2021-22 Recommended	2021-22 Adopted by the Board of Supervisors
1	2	3	4	5	6	7
		480410 TRANSFERS-IN-DOMESTIC VIOLENCE	41,451	31,048	66,000	66,000
		480415 TRANSFERS-IN-CHILD ABUSE FEES	23,400	23,400	23,400	23,400
		480420 TRANSFERS-IN-CHILD ABUSE PREV	67,521	0	131,760	131,760
		480425 TRANSFERS-IN-FOSTER CARE ASIST	1,177,830	2,359,613	2,014,410	2,014,410
		480430 TRANSFERS-IN-STATE ADOPTN AST	420,049	1,021,266	1,759,209	1,759,209
		480435 TRANSFERS-IN-STATE ADOPTN ADMN	104,062	174,229	433,496	433,496
		480440 TRANSFERS-IN-FOSTER CARE ADMIN	176,082	54,414	79,810	79,810
		480445 TRANSFERS-IN-STATE CWS	4,281,553	3,820,301	3,138,977	3,138,977
		480450 TRANSFERS-IN-STATE APS	1,317,630	943,282	645,453	645,453
		480455 TRANSFERS-IN-CAL WORKS ASSIST	2,112,661	2,263,915	2,539,195	2,539,195
		480460 TRANSFERS-IN-MEDICAL ADMIN ACT	777,788	576,789	576,789	576,789
		480465 TRANSFERS-IN-MANAGED CARE	464,188	1,439,681	1,117,231	1,117,231
		480470 TRANSFERS-IN-PROP 63 MH	0	0	0	0
		480475 TRANSFERS-IN-EPSDT	2,533,413	2,263,642	2,946,039	2,946,039
		480480 TRANSFERS-IN-STATE DRUG MEDCAL	1,378,415	499,782	953,251	953,251
		480485 TRANSFERS-IN-WOMEN & CHILD RES	545,826	383,965	728,485	728,485
		480490 TRANSFERS-IN-FEDERAL SAPT	1,467,591	976,283	0	0
		480495 TRANSFERS-IN-STATE INTRGOV REV	981,916	693,131	978,037	978,037
		480510 TRANSFERS IN - MOE	0	0	0	0

County of Marin

Detail of Additional Financing Sources by Fund and Account Governmental Funds Fiscal Year 2021-22

Fund Name	Financing Source Category	Financing Source Account	2019-20 Actual	2020-21 Estimated	2021-22 Recommended	2021-22 Adopted by the Board of Supervisors
1	2	3	4	5	6	7
	480520	TRANSFERS IN-COUNTY WIDE INIT	0	0	0	0
	480540	TRANSFERS IN - DISCRETIONARY	45,747,809	52,649,058	58,868,395	58,868,395
	480550	TRANSFERS IN-PRIOR YR FUNDING	0	546,742	0	0
	480560	TRANSFERS-IN-STATE BACKFILL	0	3,678,946	0	0
<i>Total Other Financing Sources</i>			101,587,529	117,190,326	114,579,507	114,579,507
Total 2800 Health and Human Services Operating			180,144,749	224,473,147	206,513,333	206,513,333
2810 Fish and Wildlife Commission						
<i>Fines, Forfeitures, and Penalties</i>						
	431210	OTHER COURT FINES	29,130	25,447	46,930	46,930
<i>Total Fines, Forfeitures, and Penalties</i>			29,130	25,447	46,930	46,930
<i>Use of Money and Property</i>						
	441115	INVESTMT INCOME-INT POOLED	866	227	0	0
	441135	INVESTMT INCOME-UNREALIZD GAIN	(155)	0	0	0
<i>Total Use of Money and Property</i>			711	227	0	0
<i>Miscellaneous Revenues</i>						
	470310	MISC REVENUES	0	0	0	0
	470320	MIS REV-CANCEL WRNTS AND CHECK	0	0	0	0
<i>Total Miscellaneous Revenues</i>			0	0	0	0

County of Marin

Detail of Additional Financing Sources by Fund and Account Governmental Funds Fiscal Year 2021-22

Fund Name	Financing Source Category	Financing Source Account	2019-20 Actual	2020-21 Estimated	2021-22 Recommended	2021-22 Adopted by the Board of Supervisors
1	2	3	4	5	6	7
Total 2810 Fish and Wildlife Commission			29,841	25,674	46,930	46,930
2820 Roadway Impact Fees						
<i>Licenses, Permits and Franchises</i>						
		421410 ROAD PRIVILEGES AND PERMITS	0	0	0	0
		421610 FRANCHISES	164,082	164,082	0	0
		<i>Total Licenses, Permits and Franchises</i>	164,082	164,082	0	0
<i>Use of Money and Property</i>						
		441115 INVESTMT INCOME-INT POOLED	26,207	9,848	0	0
		441135 INVESTMT INCOME-UNREALIZD GAIN	(1,150)	0	0	0
		<i>Total Use of Money and Property</i>	25,057	9,848	0	0
Total 2820 Roadway Impact Fees			189,139	173,930	0	0
2830 Supplemental Law Enf - COPS						
<i>Use of Money and Property</i>						
		441115 INVESTMT INCOME-INT POOLED	17,473	7,673	0	0
		441135 INVESTMT INCOME-UNREALIZD GAIN	133	0	0	0
		<i>Total Use of Money and Property</i>	17,606	7,673	0	0
<i>Intergovernmental Revenues</i>						
		451930 STATE-COPS	236,065	236,517	0	0

County of Marin

Detail of Additional Financing Sources by Fund and Account Governmental Funds Fiscal Year 2021-22

Fund Name	Financing Source Category	Financing Source Account	2019-20 Actual	2020-21 Estimated	2021-22 Recommended	2021-22 Adopted by the Board of Supervisors
1	2	3	4	5	6	7
<i>Total Intergovernmental Revenues</i>			236,065	236,517	0	0
Total 2830 Supplemental Law Enf - COPS			253,671	244,190	0	0
2840 Asset Forfeiture						
<i>Fines, Forfeitures, and Penalties</i>						
		431210 OTHER COURT FINES	0	0	0	0
<i>Total Fines, Forfeitures, and Penalties</i>			0	0	0	0
<i>Use of Money and Property</i>						
		441115 INVESTMT INCOME-INT POOLED	697	236	0	0
		441135 INVESTMT INCOME-UNREALIZD GAIN	(54)	0	0	0
<i>Total Use of Money and Property</i>			643	236	0	0
Total 2840 Asset Forfeiture			643	236	0	0
2850 Asset Forfeiture						
<i>Use of Money and Property</i>						
		441115 INVESTMT INCOME-INT POOLED	329	111	0	0
		441135 INVESTMT INCOME-UNREALIZD GAIN	(26)	0	0	0
<i>Total Use of Money and Property</i>			303	111	0	0
Total 2850 Asset Forfeiture			303	111	0	0

County of Marin

Detail of Additional Financing Sources by Fund and Account Governmental Funds Fiscal Year 2021-22

Fund Name	Financing Source Category	Financing Source Account	2019-20 Actual	2020-21 Estimated	2021-22 Recommended	2021-22 Adopted by the Board of Supervisors
1	2	3	4	5	6	7

2860 Asset Forfeiture

Fines, Forfeitures, and Penalties

431210 OTHER COURT FINES	27,066	19,607	0	0
--------------------------	--------	--------	---	---

<i>Total Fines, Forfeitures, and Penalties</i>	27,066	19,607	0	0
--	--------	--------	---	---

Use of Money and Property

441115 INVESTMT INCOME-INT POOLED	2,217	922	0	0
-----------------------------------	-------	-----	---	---

441135 INVESTMT INCOME-UNREALIZD GAIN	(2)	0	0	0
---------------------------------------	-----	---	---	---

<i>Total Use of Money and Property</i>	2,215	922	0	0
--	-------	-----	---	---

Total 2860 Asset Forfeiture	29,281	20,529	0	0
------------------------------------	---------------	---------------	----------	----------

2870 Asset Forfeiture

Fines, Forfeitures, and Penalties

431210 OTHER COURT FINES	0	0	0	0
--------------------------	---	---	---	---

<i>Total Fines, Forfeitures, and Penalties</i>	0	0	0	0
--	---	---	---	---

Use of Money and Property

441115 INVESTMT INCOME-INT POOLED	85	29	0	0
-----------------------------------	----	----	---	---

441135 INVESTMT INCOME-UNREALIZD GAIN	(7)	0	0	0
---------------------------------------	-----	---	---	---

<i>Total Use of Money and Property</i>	78	29	0	0
--	----	----	---	---

Total 2870 Asset Forfeiture	78	29	0	0
------------------------------------	-----------	-----------	----------	----------

County of Marin

Detail of Additional Financing Sources by Fund and Account Governmental Funds Fiscal Year 2021-22

Fund Name	Financing Source Category	Financing Source Account	2019-20 Actual	2020-21 Estimated	2021-22 Recommended	2021-22 Adopted by the Board of Supervisors
1	2	3	4	5	6	7
2880 Asset Forfeiture						
<i>Fines, Forfeitures, and Penalties</i>						
		431210 OTHER COURT FINES	305,984	3,901	0	0
<i>Total Fines, Forfeitures, and Penalties</i>			305,984	3,901	0	0
<i>Use of Money and Property</i>						
		441115 INVESTMT INCOME-INT POOLED	5,008	2,983	0	0
		441135 INVESTMT INCOME-UNREALIZD GAIN	1,401	0	0	0
<i>Total Use of Money and Property</i>			6,409	2,983	0	0
Total 2880 Asset Forfeiture			312,393	6,884	0	0
2890 Zimmer Family Trust						
<i>Use of Money and Property</i>						
		441115 INVESTMT INCOME-INT POOLED	16,066	5,442	0	0
		441135 INVESTMT INCOME-UNREALIZD GAIN	(1,251)	0	0	0
<i>Total Use of Money and Property</i>			14,815	5,442	0	0
<i>Miscellaneous Revenues</i>						
		470330 MIS REV-CONTRI AND DONATIONS	0	0	0	0
<i>Total Miscellaneous Revenues</i>			0	0	0	0
Total 2890 Zimmer Family Trust			14,815	5,442	0	0

County of Marin

Detail of Additional Financing Sources by Fund and Account Governmental Funds Fiscal Year 2021-22

Fund Name	Financing Source Category	Financing Source Account	2019-20 Actual	2020-21 Estimated	2021-22 Recommended	2021-22 Adopted by the Board of Supervisors
1	2	3	4	5	6	7
2900 Health and Human Services Whole Person						
<i>Use of Money and Property</i>						
	441115	INVESTMT INCOME-INT POOLED	53,718	16,099	0	0
	441135	INVESTMT INCOME-UNREALIZD GAIN	(5,013)	0	0	0
<i>Total Use of Money and Property</i>			48,705	16,099	0	0
<i>Intergovernmental Revenues</i>						
	452610	FEDERAL-OTHER	6,037,475	2,305,460	2,500,000	2,500,000
	453110	OTH-GOVERNMENTAL AGENCIES	0	0	0	0
<i>Total Intergovernmental Revenues</i>			6,037,475	2,305,460	2,500,000	2,500,000
<i>Other Financing Sources</i>						
	480530	TRANSFERS IN - MATCH	0	0	0	0
	480540	TRANSFERS IN - DISCRETIONARY	1,149,393	1,362,105	2,500,000	2,500,000
<i>Total Other Financing Sources</i>			1,149,393	1,362,105	2,500,000	2,500,000
Total 2900 Health and Human Services Whole Person			7,235,573	3,683,664	5,000,000	5,000,000
2920 Welfare Trust						
<i>Use of Money and Property</i>						
	441115	INVESTMT INCOME-INT POOLED	160,547	42,727	0	0
	441135	INVESTMT INCOME-UNREALIZD GAIN	1,286	0	0	0
<i>Total Use of Money and Property</i>			161,833	42,727	0	0

County of Marin

Detail of Additional Financing Sources by Fund and Account Governmental Funds Fiscal Year 2021-22

Fund Name	Financing Source Category	Financing Source Account	2019-20 Actual	2020-21 Estimated	2021-22 Recommended	2021-22 Adopted by the Board of Supervisors
1	2	3	4	5	6	7
<i>Intergovernmental Revenues</i>						
		451210 STATE-PUB ASSIST ADMIN	47,831	(47,831)	0	0
		451212 STATE-CAL WORKS	70,542	(70,542)	0	0
		451310 STATE-PUBLIC ASSIST PRG	104,470	(104,470)	0	0
		451325 STATE PUB ASSIST CHILD WEL SVS	60,121	(60,121)	0	0
		452110 FEDERAL-PUB ASSIST ADMIN	289,311	38,291	0	0
		452111 FEDERAL-PROMO SAFE STABLE FMLY	29,917	(29,917)	0	0
		452112 FEDERAL-IND LIVING SKILLS PRG	20,400	(20,400)	0	0
		452210 FEDERAL-PUB ASSIST PRG	18,836	(18,836)	0	0
		452212 FEDERAL-CAL WORKS ASST	109,551	(109,551)	0	0
		452213 FEDERAL-ADOPTIONS	75,000	(75,000)	0	0
		452215 FEDERAL-CHILD WELFARE SVCS	232,594	(232,594)	0	0
		452216 FEDERAL-EMRG AST-FOSTER CARE	10,200	(10,200)	0	0
		452610 FEDERAL-OTHER	393,007	(393,007)	0	0
		453110 OTH-GOVERNMENTAL AGENCIES	(6,206)	0	0	0
<i>Total Intergovernmental Revenues</i>			1,455,574	(1,134,178)	0	0
<i>Miscellaneous Revenues</i>						
		470310 MISC REVENUES	0	103,120	0	0
<i>Total Miscellaneous Revenues</i>			0	103,120	0	0

County of Marin

Detail of Additional Financing Sources by Fund and Account Governmental Funds Fiscal Year 2021-22

Fund Name	Financing Source Category	Financing Source Account	2019-20 Actual	2020-21 Estimated	2021-22 Recommended	2021-22 Adopted by the Board of Supervisors
1	2	3	4	5	6	7
Total 2920 Welfare Trust			1,617,407	(988,331)	0	0
2930 Marin Transportation Project						
<i>Use of Money and Property</i>						
	441115	INVESTMT INCOME-INT POOLED	48	16	0	0
	441135	INVESTMT INCOME-UNREALIZD GAIN	(4)	0	0	0
<i>Total Use of Money and Property</i>			44	16	0	0
Total 2930 Marin Transportation Project			44	16	0	0
2940 Traffic Impact Lucas						
<i>Use of Money and Property</i>						
	441115	INVESTMT INCOME-INT POOLED	5,040	1,707	0	0
	441135	INVESTMT INCOME-UNREALIZD GAIN	(393)	0	0	0
<i>Total Use of Money and Property</i>			4,647	1,707	0	0
Total 2940 Traffic Impact Lucas			4,647	1,707	0	0
2950 Traffic Mitigation Misc						
<i>Use of Money and Property</i>						
	441115	INVESTMT INCOME-INT POOLED	67	23	0	0
	441135	INVESTMT INCOME-UNREALIZD GAIN	(5)	0	0	0
<i>Total Use of Money and Property</i>			62	23	0	0

County of Marin

Detail of Additional Financing Sources by Fund and Account Governmental Funds Fiscal Year 2021-22

Fund Name	Financing Source Category	Financing Source Account	2019-20 Actual	2020-21 Estimated	2021-22 Recommended	2021-22 Adopted by the Board of Supervisors
1	2	3	4	5	6	7
Total 2950 Traffic Mitigation Misc			62	23	0	0
2960 Northgate Activity CTR Plan						
<i>Use of Money and Property</i>						
	441115	INVESTMT INCOME-INT POOLED	8,068	2,891	0	0
	441135	INVESTMT INCOME-UNREALIZD GAIN	(438)	0	0	0
<i>Total Use of Money and Property</i>			7,630	2,891	0	0
<i>Charges for Current Services</i>						
	462610	CHRGs FOR CUR SVCS-OTHER	33,315	0	0	0
<i>Total Charges for Current Services</i>			33,315	0	0	0
Total 2960 Northgate Activity CTR Plan			40,945	2,891	0	0
2970 HUD CDBG Program						
<i>Use of Money and Property</i>						
	441135	INVESTMT INCOME-UNREALIZD GAIN	(1,249)	0	0	0
<i>Total Use of Money and Property</i>			(1,249)	0	0	0
<i>Intergovernmental Revenues</i>						
	452515	FEDERAL-OTHER - HUD	1,418,216	1,708,558	1,597,988	1,597,988
<i>Total Intergovernmental Revenues</i>			1,418,216	1,708,558	1,597,988	1,597,988
Total 2970 HUD CDBG Program			1,416,967	1,708,558	1,597,988	1,597,988

County of Marin

Detail of Additional Financing Sources by Fund and Account Governmental Funds Fiscal Year 2021-22

Fund Name	Financing Source Category	Financing Source Account	2019-20 Actual	2020-21 Estimated	2021-22 Recommended	2021-22 Adopted by the Board of Supervisors
1	2	3	4	5	6	7
2980 Health and Human Services Grants						
<i>Use of Money and Property</i>						
	441115	INVESTMT INCOME-INT POOLED	117,279	41,702	0	0
	441135	INVESTMT INCOME-UNREALIZD GAIN	(8,684)	0	0	0
<i>Total Use of Money and Property</i>			108,595	41,702	0	0
<i>Intergovernmental Revenues</i>						
	451410	STATE-HEALTH ADMIN	2,346,500	0	0	0
	451610	STATE - MENTAL HEALTH	(100,000)	0	0	0
	453110	OTH-GOVERNMENTAL AGENCIES	145,453	(4,521,093)	0	0
<i>Total Intergovernmental Revenues</i>			2,391,953	(4,521,093)	0	0
<i>Charges for Current Services</i>						
	461455	MENTAL HEALTH SVS-INS	0	0	0	0
<i>Total Charges for Current Services</i>			0	0	0	0
<i>Other Financing Sources</i>						
	480210	TRANSFERS-IN	0	4,840,000	0	0
<i>Total Other Financing Sources</i>			0	4,840,000	0	0
Total 2980 Health and Human Services Grants			2,500,548	360,609	0	0

County of Marin

Detail of Additional Financing Sources by Fund and Account Governmental Funds Fiscal Year 2021-22

Fund Name	Financing Source Category	Financing Source Account	2019-20 Actual	2020-21 Estimated	2021-22 Recommended	2021-22 Adopted by the Board of Supervisors
1	2	3	4	5	6	7
2990 CARES ACT EMERGENCY RELIEF						
<i>Use of Money and Property</i>						
	441115	INVESTMT INCOME-INT POOLED	(91)	82,475	0	0
<i>Total Use of Money and Property</i>			(91)	82,475	0	0
<i>Intergovernmental Revenues</i>						
	451970	STATE-OTHER	0	26,594,123	0	0
<i>Total Intergovernmental Revenues</i>			0	26,594,123	0	0
Total 2990 CARES ACT EMERGENCY RELIEF			(91)	26,676,598	0	0
3370 Woodacre Creek						
<i>Use of Money and Property</i>						
	441115	INVESTMT INCOME-INT POOLED	12	4	0	0
	441135	INVESTMT INCOME-UNREALIZD GAIN	(1)	0	0	0
<i>Total Use of Money and Property</i>			11	4	0	0
Total 3370 Woodacre Creek			11	4	0	0
3390 WsteMgmtJPA-WstMarin						
<i>Use of Money and Property</i>						
	441115	INVESTMT INCOME-INT POOLED	1,720	583	0	0
	441135	INVESTMT INCOME-UNREALIZD GAIN	(134)	0	0	0
<i>Total Use of Money and Property</i>			1,586	583	0	0

County of Marin

Detail of Additional Financing Sources by Fund and Account Governmental Funds Fiscal Year 2021-22

Fund Name	Financing Source Category	Financing Source Account	2019-20 Actual	2020-21 Estimated	2021-22 Recommended	2021-22 Adopted by the Board of Supervisors
1	2	3	4	5	6	7
Total 3390 WsteMgmtJPA-WstMarin			1,586	583	0	0
3420 PLANNING FIN MAP PLAN CK FEE						
<i>Use of Money and Property</i>						
		441115 INVESTMT INCOME-INT POOLED	6,830	2,314	0	0
		441135 INVESTMT INCOME-UNREALIZD GAIN	(411)	0	0	0
<i>Total Use of Money and Property</i>			6,419	2,314	0	0
Total 3420 PLANNING FIN MAP PLAN CK FEE			6,419	2,314	0	0
3430 RESTRICTED AFFORDABLE HOUSING						
<i>Use of Money and Property</i>						
		441110 INVESTMT INCOME-INT	(1,827)	0	0	0
		441115 INVESTMT INCOME-INT POOLED	63,367	15,326	0	0
		441135 INVESTMT INCOME-UNREALIZD GAIN	(3,280)	0	0	0
<i>Total Use of Money and Property</i>			58,260	15,326	0	0
Total 3430 RESTRICTED AFFORDABLE HOUSING			58,260	15,326	0	0
3440 TOT Measure W Fire Emergency Services						
<i>Taxes</i>						
		411835 OTH TAX-TRANSIENT OCC TAX	575,762	540,629	625,000	625,000
<i>Total Taxes</i>			575,762	540,629	625,000	625,000
<i>Use of Money and Property</i>						

County of Marin

Detail of Additional Financing Sources by Fund and Account Governmental Funds Fiscal Year 2021-22

Fund Name	Financing Source Category	Financing Source Account	2019-20 Actual	2020-21 Estimated	2021-22 Recommended	2021-22 Adopted by the Board of Supervisors
1	2	3	4	5	6	7
		441115 INVESTMT INCOME-INT POOLED	8,899	3,272	0	0
		441135 INVESTMT INCOME-UNREALIZD GAIN	852	0	0	0
<i>Total Use of Money and Property</i>			9,751	3,272	0	0
<i>Charges for Current Services</i>						
		462610 CHRGS FOR CUR SVCS-OTHER	21,237	16,164	0	0
<i>Total Charges for Current Services</i>			21,237	16,164	0	0
Total 3440 TOT Measure W Fire Emergency Services			606,750	560,065	625,000	625,000
3450 TOT Measure W Community Housing						
<i>Taxes</i>						
		411835 OTH TAX-TRANSIENT OCC TAX	567,149	556,793	625,000	625,000
<i>Total Taxes</i>			567,149	556,793	625,000	625,000
<i>Use of Money and Property</i>						
		441115 INVESTMT INCOME-INT POOLED	10,828	3,660	0	0
		441135 INVESTMT INCOME-UNREALIZD GAIN	1,783	0	0	0
<i>Total Use of Money and Property</i>			12,611	3,660	0	0
<i>Charges for Current Services</i>						
		462610 CHRGS FOR CUR SVCS-OTHER	29,850	0	0	0
<i>Total Charges for Current Services</i>			29,850	0	0	0

County of Marin

Detail of Additional Financing Sources by Fund and Account Governmental Funds Fiscal Year 2021-22

Fund Name	Financing Source Category	Financing Source Account	2019-20 Actual	2020-21 Estimated	2021-22 Recommended	2021-22 Adopted by the Board of Supervisors
1	2	3	4	5	6	7
Total 3450 TOT Measure W Community Housing			609,610	560,453	625,000	625,000
3480 MWPA MEASURE C						
<i>Intergovernmental Revenues</i>						
	451970	STATE-OTHER	0	400,040	0	0
	453110	OTH-GOVERNMENTAL AGENCIES	0	0	663,170	663,170
<i>Total Intergovernmental Revenues</i>			0	400,040	663,170	663,170
<i>Charges for Current Services</i>						
	462610	CHRGs FOR CUR SVCS-OTHER	0	619,814	0	0
<i>Total Charges for Current Services</i>			0	619,814	0	0
Total 3480 MWPA MEASURE C			0	1,019,854	663,170	663,170
3500 AMERICAN RESCUE PLAN OF 2021						
<i>Intergovernmental Revenues</i>						
	452610	FEDERAL-OTHER	0	25,136,958	0	0
<i>Total Intergovernmental Revenues</i>			0	25,136,958	0	0
Total 3500 AMERICAN RESCUE PLAN OF 2021			0	25,136,958	0	0
6210 Trails Legacy						
<i>Use of Money and Property</i>						
	441115	INVESTMT INCOME-INT POOLED	0	0	0	0

County of Marin

Detail of Additional Financing Sources by Fund and Account Governmental Funds Fiscal Year 2021-22

Fund Name	Financing Source Category	Financing Source Account	2019-20 Actual	2020-21 Estimated	2021-22 Recommended	2021-22 Adopted by the Board of Supervisors
1	2	3	4	5	6	7
<i>Total Use of Money and Property</i>			0	0	0	0
Total 6210 Trails Legacy			0	0	0	0
6220 Fishnet 4C						
<i>Use of Money and Property</i>						
		441115 INVESTMT INCOME-INT POOLED	0	0	0	0
		441135 INVESTMT INCOME-UNREALIZD GAIN	(14)	0	0	0
<i>Total Use of Money and Property</i>			(14)	0	0	0
<i>Miscellaneous Revenues</i>						
		470310 MISC REVENUES	0	0	0	0
<i>Total Miscellaneous Revenues</i>			0	0	0	0
Total 6220 Fishnet 4C			(14)	0	0	0
6240 Other Grants						
<i>Use of Money and Property</i>						
		441135 INVESTMT INCOME-UNREALIZD GAIN	(216)	0	0	0
<i>Total Use of Money and Property</i>			(216)	0	0	0
Total 6240 Other Grants			(216)	0	0	0

County of Marin

Detail of Additional Financing Sources by Fund and Account Governmental Funds Fiscal Year 2021-22

Fund Name	Financing Source Category	Financing Source Account	2019-20 Actual	2020-21 Estimated	2021-22 Recommended	2021-22 Adopted by the Board of Supervisors
1	2	3	4	5	6	7
6250 CSA #23 Terra Linda Area						
<i>Use of Money and Property</i>						
	441115	INVESTMT INCOME-INT POOLED	(18)	0	0	0
<i>Total Use of Money and Property</i>			(18)	0	0	0
Total 6250 CSA #23 Terra Linda Area			(18)	0	0	0
6260 CSA #25 San Marin Area						
<i>Use of Money and Property</i>						
	441115	INVESTMT INCOME-INT POOLED	0	0	0	0
<i>Total Use of Money and Property</i>			0	0	0	0
Total 6260 CSA #25 San Marin Area			0	0	0	0
6270 Affordable Housing Fund						
<i>Use of Money and Property</i>						
	441115	INVESTMT INCOME-INT POOLED	0	0	0	0
<i>Total Use of Money and Property</i>			0	0	0	0
Total 6270 Affordable Housing Fund			0	0	0	0
6280 Marin Transport Proj						
<i>Use of Money and Property</i>						
	441115	INVESTMT INCOME-INT POOLED	0	0	0	0
<i>Total Use of Money and Property</i>			0	0	0	0

County of Marin

Detail of Additional Financing Sources by Fund and Account Governmental Funds Fiscal Year 2021-22

Fund Name	Financing Source Category	Financing Source Account	2019-20 Actual	2020-21 Estimated	2021-22 Recommended	2021-22 Adopted by the Board of Supervisors
1	2	3	4	5	6	7
Total 6280 Marin Transport Proj			0	0	0	0
6290 Transport Imprv Fee						
<i>Use of Money and Property</i>						
		441115 INVESTMT INCOME-INT POOLED	0	0	0	0
<i>Total Use of Money and Property</i>			0	0	0	0
Total 6290 Transport Imprv Fee			0	0	0	0
6300 DevelFee-TrfcMitigat						
<i>Use of Money and Property</i>						
		441115 INVESTMT INCOME-INT POOLED	0	0	0	0
<i>Total Use of Money and Property</i>			0	0	0	0
Total 6300 DevelFee-TrfcMitigat			0	0	0	0
6310 Traffic N. GateActiv						
<i>Use of Money and Property</i>						
		441115 INVESTMT INCOME-INT POOLED	0	0	0	0
<i>Total Use of Money and Property</i>			0	0	0	0
<i>Charges for Current Services</i>						
		462610 CHRGS FOR CUR SVCS-OTHER	0	0	0	0
<i>Total Charges for Current Services</i>			0	0	0	0
<i>Miscellaneous Revenues</i>						

County of Marin

Detail of Additional Financing Sources by Fund and Account Governmental Funds Fiscal Year 2021-22

Fund Name	Financing Source Category	Financing Source Account	2019-20 Actual	2020-21 Estimated	2021-22 Recommended	2021-22 Adopted by the Board of Supervisors
1	2	3	4	5	6	7
		470310 MISC REVENUES	0	0	0	0
		<i>Total Miscellaneous Revenues</i>	0	0	0	0
		Total 6310 Traffic N. GateActiv	0	0	0	0
		6320 BASWMAA-RegAdCampagn				
		<i>Use of Money and Property</i>				
		441115 INVESTMT INCOME-INT POOLED	0	0	0	0
		<i>Total Use of Money and Property</i>	0	0	0	0
		Total 6320 BASWMAA-RegAdCampagn	0	0	0	0
		6340 Alcohol and Drug Program				
		<i>Use of Money and Property</i>				
		441115 INVESTMT INCOME-INT POOLED	(1)	0	0	0
		<i>Total Use of Money and Property</i>	(1)	0	0	0
		<i>Intergovernmental Revenues</i>				
		451810 STATE - HEALTH	0	0	0	0
		451815 STATE - PERINATAL	0	0	0	0
		<i>Total Intergovernmental Revenues</i>	0	0	0	0
		<i>Other Financing Sources</i>				
		480210 TRANSFERS-IN	0	0	0	0

County of Marin

Detail of Additional Financing Sources by Fund and Account Governmental Funds Fiscal Year 2021-22

Fund Name	Financing Source Category	Financing Source Account	2019-20 Actual	2020-21 Estimated	2021-22 Recommended	2021-22 Adopted by the Board of Supervisors
1	2	3	4	5	6	7
<i>Total Other Financing Sources</i>			0	0	0	0
Total 6340 Alcohol and Drug Program			(1)	0	0	0
6360 Pt Reyes Vist Fac Tr						
<i>Use of Money and Property</i>						
	441115	INVESTMT INCOME-INT POOLED	123	42	0	0
	441135	INVESTMT INCOME-UNREALIZD GAIN	(10)	0	0	0
<i>Total Use of Money and Property</i>			113	42	0	0
Total 6360 Pt Reyes Vist Fac Tr			113	42	0	0
6370 Marin WildlifeGrants						
<i>Use of Money and Property</i>						
	441115	INVESTMT INCOME-INT POOLED	0	0	0	0
	441135	INVESTMT INCOME-UNREALIZD GAIN	(121)	0	0	0
<i>Total Use of Money and Property</i>			(121)	0	0	0
Total 6370 Marin WildlifeGrants			(121)	0	0	0
6380 Plan'g- In-lieuParks						
<i>Use of Money and Property</i>						
	441115	INVESTMT INCOME-INT POOLED	1,796	608	0	0
	441135	INVESTMT INCOME-UNREALIZD GAIN	(140)	0	0	0

County of Marin

Detail of Additional Financing Sources by Fund and Account Governmental Funds Fiscal Year 2021-22

Fund Name	Financing Source Category	Financing Source Account	2019-20 Actual	2020-21 Estimated	2021-22 Recommended	2021-22 Adopted by the Board of Supervisors
1	2	3	4	5	6	7
<i>Total Use of Money and Property</i>			1,656	608	0	0
Total 6380 Plan'g- In-lieuParks			1,656	608	0	0
6390 FinalMap&PlanChckFee						
<i>Use of Money and Property</i>						
		441115 INVESTMT INCOME-INT POOLED	0	0	0	0
<i>Total Use of Money and Property</i>			0	0	0	0
Total 6390 FinalMap&PlanChckFee			0	0	0	0
6400 Transit Ticket Sales						
<i>Use of Money and Property</i>						
		441115 INVESTMT INCOME-INT POOLED	158	53	0	0
		441135 INVESTMT INCOME-UNREALIZD GAIN	(12)	0	0	0
<i>Total Use of Money and Property</i>			146	53	0	0
Total 6400 Transit Ticket Sales			146	53	0	0
6410 Welfare Program						
<i>Use of Money and Property</i>						
		441115 INVESTMT INCOME-INT POOLED	0	0	0	0
<i>Total Use of Money and Property</i>			0	0	0	0
Total 6410 Welfare Program			0	0	0	0

County of Marin

Detail of Additional Financing Sources by Fund and Account Governmental Funds Fiscal Year 2021-22

Fund Name	Financing Source Category	Financing Source Account	2019-20 Actual	2020-21 Estimated	2021-22 Recommended	2021-22 Adopted by the Board of Supervisors
1	2	3	4	5	6	7
6440 SpclCircumstnPC987.9						
<i>Use of Money and Property</i>						
		441115 INVESTMT INCOME-INT POOLED	2,526	856	0	0
		441135 INVESTMT INCOME-UNREALIZD GAIN	(197)	0	0	0
<i>Total Use of Money and Property</i>			2,329	856	0	0
Total 6440 SpclCircumstnPC987.9			2,329	856	0	0
6450 AutomatWrntVC40508.5						
<i>Use of Money and Property</i>						
		441115 INVESTMT INCOME-INT POOLED	82	28	0	0
		441135 INVESTMT INCOME-UNREALIZD GAIN	(6)	0	0	0
<i>Total Use of Money and Property</i>			76	28	0	0
Total 6450 AutomatWrntVC40508.5			76	28	0	0
6460 Miller Pk Boat Launch						
<i>Use of Money and Property</i>						
		441115 INVESTMT INCOME-INT POOLED	1,212	411	0	0
		441135 INVESTMT INCOME-UNREALIZD GAIN	(94)	0	0	0
<i>Total Use of Money and Property</i>			1,118	411	0	0
Total 6460 Miller Pk Boat Launch			1,118	411	0	0

County of Marin

Detail of Additional Financing Sources by Fund and Account Governmental Funds Fiscal Year 2021-22

Fund Name	Financing Source Category	Financing Source Account	2019-20 Actual	2020-21 Estimated	2021-22 Recommended	2021-22 Adopted by the Board of Supervisors
1	2	3	4	5	6	7
6470 Black Point Boat Launch						
<i>Use of Money and Property</i>						
		441115 INVESTMT INCOME-INT POOLED	721	244	0	0
		441135 INVESTMT INCOME-UNREALIZD GAIN	(56)	0	0	0
		<i>Total Use of Money and Property</i>	665	244	0	0
Total 6470 Black Point Boat Launch			665	244	0	0
6480 McInnis Park Golf Deposit						
<i>Use of Money and Property</i>						
		441115 INVESTMT INCOME-INT POOLED	1	0	0	0
		<i>Total Use of Money and Property</i>	1	0	0	0
Total 6480 McInnis Park Golf Deposit			1	0	0	0
6500 Stafford Lake Trust						
<i>Use of Money and Property</i>						
		441115 INVESTMT INCOME-INT POOLED	0	0	0	0
		<i>Total Use of Money and Property</i>	0	0	0	0
Total 6500 Stafford Lake Trust			0	0	0	0
6520 Asset Forfeiture						
<i>Use of Money and Property</i>						
		441115 INVESTMT INCOME-INT POOLED	5	2	0	0

County of Marin

Detail of Additional Financing Sources by Fund and Account Governmental Funds Fiscal Year 2021-22

Fund Name	Financing Source Category	Financing Source Account	2019-20 Actual	2020-21 Estimated	2021-22 Recommended	2021-22 Adopted by the Board of Supervisors
1	2	3	4	5	6	7
		441135 INVESTMT INCOME-UNREALIZD GAIN	0	0	0	0
		<i>Total Use of Money and Property</i>	5	2	0	0
		Total 6520 Asset Forfeiture	5	2	0	0
		Total Special Revenue Funds	352,826,868	445,403,999	365,761,893	365,761,893
Capital Project Funds						
1410 Courthouse Construction Fund (GC 76100)						
		<i>Fines, Forfeitures, and Penalties</i>				
		431210 OTHER COURT FINES	305,432	212,104	379,108	379,108
		<i>Total Fines, Forfeitures, and Penalties</i>	305,432	212,104	379,108	379,108
		<i>Use of Money and Property</i>				
		441115 INVESTMT INCOME-INT POOLED	18,197	5,182	0	0
		441135 INVESTMT INCOME-UNREALIZD GAIN	(1,434)	0	0	0
		<i>Total Use of Money and Property</i>	16,763	5,182	0	0
		Total 1410 Courthouse Construction Fund (GC 76100)	322,195	217,286	379,108	379,108
1420 Miscellaneous Capital Projects						
		<i>Use of Money and Property</i>				
		441115 INVESTMT INCOME-INT POOLED	151,951	61,338	0	0

County of Marin

Detail of Additional Financing Sources by Fund and Account Governmental Funds Fiscal Year 2021-22

Fund Name	Financing Source Category	Financing Source Account	2019-20 Actual	2020-21 Estimated	2021-22 Recommended	2021-22 Adopted by the Board of Supervisors
1	2	3	4	5	6	7
		441135 INVESTMT INCOME-UNREALIZD GAIN	7,434	0	0	0
<i>Total Use of Money and Property</i>			159,385	61,338	0	0
<i>Intergovernmental Revenues</i>						
		451970 STATE-OTHER	0	0	0	0
		452610 FEDERAL-OTHER	300,000	166,666	0	0
		453110 OTH-GOVERNMENTAL AGENCIES	1,126,315	323,845	10,140	10,140
<i>Total Intergovernmental Revenues</i>			1,426,315	490,511	10,140	10,140
<i>Charges for Current Services</i>						
		462690 OTHER - CONTRACT REV	0	0	0	0
		463110 INTERFUND REVENUE	0	661,038	551,822	551,822
		463415 INTER-FUND COST REC-DPW SAL	635,192	0	0	0
<i>Total Charges for Current Services</i>			635,192	661,038	551,822	551,822
<i>Miscellaneous Revenues</i>						
		470310 MISC REVENUES	168,478	97,013	0	0
		470330 MIS REV-CONTRI AND DONATIONS	0	0	0	0
<i>Total Miscellaneous Revenues</i>			168,478	97,013	0	0
<i>Other Financing Sources</i>						
		480210 TRANSFERS-IN	6,834,000	6,773,046	7,000,000	7,000,000

County of Marin

Detail of Additional Financing Sources by Fund and Account Governmental Funds Fiscal Year 2021-22

Fund Name	Financing Source Category	Financing Source Account	2019-20 Actual	2020-21 Estimated	2021-22 Recommended	2021-22 Adopted by the Board of Supervisors
1	2	3	4	5	6	7
<i>Total Other Financing Sources</i>			6,834,000	6,773,046	7,000,000	7,000,000
Total 1420 Miscellaneous Capital Projects			9,223,370	8,082,946	7,561,962	7,561,962
1430 Other Capital Projects - Road and Bridge						
<i>Use of Money and Property</i>						
		441115 INVESTMT INCOME-INT POOLED	421,698	161,544	0	0
		441135 INVESTMT INCOME-UNREALIZD GAIN	(4,228)	0	0	0
<i>Total Use of Money and Property</i>			417,470	161,544	0	0
<i>Intergovernmental Revenues</i>						
		451110 STATE-HWY USERS TAX STATE	4,017,451	4,183,020	4,373,504	4,373,504
		451970 STATE-OTHER	0	0	0	0
		452610 FEDERAL-OTHER	2,770,625	1,259,871	0	0
		453110 OTH-GOVERNMENTAL AGENCIES	2,156,174	16,354,199	1,000,000	1,000,000
<i>Total Intergovernmental Revenues</i>			8,944,250	21,797,090	5,373,504	5,373,504
<i>Charges for Current Services</i>						
		462690 OTHER - CONTRACT REV	0	0	0	0
<i>Total Charges for Current Services</i>			0	0	0	0
<i>Miscellaneous Revenues</i>						
		470310 MISC REVENUES	6,636	(77,427)	0	0

County of Marin

Detail of Additional Financing Sources by Fund and Account Governmental Funds Fiscal Year 2021-22

Fund Name 1	Financing Source Category 2	Financing Source Account 3	2019-20 Actual 4	2020-21 Estimated 5	2021-22 Recommended 6	2021-22 Adopted by the Board of Supervisors 7
		470330 MIS REV-CONTRI AND DONATIONS	0	0	0	0
<i>Total Miscellaneous Revenues</i>			6,636	(77,427)	0	0
<i>Other Financing Sources</i>						
		480210 TRANSFERS-IN	2,317,700	0	0	0
		480520 TRANSFERS IN-COUNTY WIDE INIT	3,000,000	3,000,000	8,000,000	8,000,000
		480540 TRANSFERS IN - DISCRETIONARY	3,000,000	5,386,701	0	0
<i>Total Other Financing Sources</i>			8,317,700	8,386,701	8,000,000	8,000,000
Total 1430 Other Capital Projects - Road and Bridge			17,686,056	30,267,908	13,373,504	13,373,504
1440 COP Projects						
<i>Use of Money and Property</i>						
		441115 INVESTMT INCOME-INT POOLED	0	0	0	0
		441135 INVESTMT INCOME-UNREALIZD GAIN	(105,047)	0	0	0
<i>Total Use of Money and Property</i>			(105,047)	0	0	0
<i>Other Financing Sources</i>						
		480210 TRANSFERS-IN	0	0	0	0
		480710 LONG-TERM DEBT PROCEEDS	0	0	0	0
<i>Total Other Financing Sources</i>			0	0	0	0
Total 1440 COP Projects			(105,047)	0	0	0

County of Marin

Detail of Additional Financing Sources by Fund and Account Governmental Funds Fiscal Year 2021-22

Fund Name	Financing Source Category	Financing Source Account	2019-20 Actual	2020-21 Estimated	2021-22 Recommended	2021-22 Adopted by the Board of Supervisors
1	2	3	4	5	6	7
Total Capital Project Funds			27,126,574	38,568,140	21,314,574	21,314,574
Debt Service Funds						
1600 2003 Pension Obligation Bonds						
<i>Use of Money and Property</i>						
		441110 INVESTMT INCOME-INT	0	0	0	0
		441115 INVESTMT INCOME-INT POOLED	(7,926)	(21,100)	7,500	7,500
		441125 INVESTMT INCOME-INT AGENCY	0	0	0	0
		441135 INVESTMT INCOME-UNREALIZD GAIN	(7,594)	0	0	0
		<i>Total Use of Money and Property</i>	(15,520)	(21,100)	7,500	7,500
<i>Miscellaneous Revenues</i>						
		470420 MISC-EMPLOYER CONTRI	0	88	12,232,413	12,232,413
		<i>Total Miscellaneous Revenues</i>	0	88	12,232,413	12,232,413
<i>Other Financing Sources</i>						
		480210 TRANSFERS-IN	11,079,968	11,705,596	0	0
		<i>Total Other Financing Sources</i>	11,079,968	11,705,596	0	0
Total 1600 2003 Pension Obligation Bonds			11,064,448	11,684,584	12,239,913	12,239,913

County of Marin

Detail of Additional Financing Sources by Fund and Account Governmental Funds Fiscal Year 2021-22

Fund Name	Financing Source Category	Financing Source Account	2019-20 Actual	2020-21 Estimated	2021-22 Recommended	2021-22 Adopted by the Board of Supervisors
1	2	3	4	5	6	7
1610 Tobacco Securitization Bond						
<i>Use of Money and Property</i>						
		441110 INVESTMT INCOME-INT	40,254	399	125,000	125,000
		441115 INVESTMT INCOME-INT POOLED	8	3	0	0
		441135 INVESTMT INCOME-UNREALIZED GAIN	(1)	0	0	0
<i>Total Use of Money and Property</i>			40,261	402	125,000	125,000
<i>Miscellaneous Revenues</i>						
		470250 MIS REV-TOBACCO SETTLEMENT	2,482,535	2,802,199	1,648,200	1,648,200
		470310 MISC REVENUES	0	0	0	0
<i>Total Miscellaneous Revenues</i>			2,482,535	2,802,199	1,648,200	1,648,200
Total 1610 Tobacco Securitization Bond			2,522,796	2,802,601	1,773,200	1,773,200
1630 ConsolReasmtBds-Prpy						
<i>Use of Money and Property</i>						
		441115 INVESTMT INCOME-INT POOLED	43	15	0	0
		441135 INVESTMT INCOME-UNREALIZED GAIN	(3)	0	0	0
<i>Total Use of Money and Property</i>			40	15	0	0
Total 1630 ConsolReasmtBds-Prpy			40	15	0	0

County of Marin

Detail of Additional Financing Sources by Fund and Account Governmental Funds Fiscal Year 2021-22

Fund Name	Financing Source Category	Financing Source Account	2019-20 Actual	2020-21 Estimated	2021-22 Recommended	2021-22 Adopted by the Board of Supervisors
1	2	3	4	5	6	7
1660 MCOS SlpyHlwBondsDSF						
<i>Use of Money and Property</i>						
		441115 INVESTMT INCOME-INT POOLED	409	138	0	0
		441135 INVESTMT INCOME-UNREALIZD GAIN	(32)	0	0	0
		<i>Total Use of Money and Property</i>	377	138	0	0
Total 1660 MCOS SlpyHlwBondsDSF			377	138	0	0
1680 2001 Certificates of Participation						
<i>Use of Money and Property</i>						
		441110 INVESTMT INCOME-INT	0	0	0	0
		441115 INVESTMT INCOME-INT POOLED	(6,512)	636	0	0
		441125 INVESTMT INCOME-INT AGENCY	0	0	0	0
		441135 INVESTMT INCOME-UNREALIZD GAIN	(15)	0	0	0
		<i>Total Use of Money and Property</i>	(6,527)	636	0	0
<i>Other Financing Sources</i>						
		480210 TRANSFERS-IN	901,651	893,742	900,000	900,000
		<i>Total Other Financing Sources</i>	901,651	893,742	900,000	900,000
Total 1680 2001 Certificates of Participation			895,124	894,378	900,000	900,000

County of Marin

Detail of Additional Financing Sources by Fund and Account Governmental Funds Fiscal Year 2021-22

Fund Name	Financing Source Category	Financing Source Account	2019-20 Actual	2020-21 Estimated	2021-22 Recommended	2021-22 Adopted by the Board of Supervisors
1	2	3	4	5	6	7
1690 2010 Certificates of Participation						
<i>Use of Money and Property</i>						
		441115 INVESTMT INCOME-INT POOLED	0	0	0	0
		441125 INVESTMT INCOME-INT AGENCY	0	0	0	0
<i>Total Use of Money and Property</i>			0	0	0	0
<i>Other Financing Sources</i>						
		480210 TRANSFERS-IN	0	0	0	0
<i>Total Other Financing Sources</i>			0	0	0	0
Total 1690 2010 Certificates of Participation			0	0	0	0
1700 1915 Marshal #1 - East Shore Wastewater Project						
<i>Taxes</i>						
		411125 PROP TAX CUR SEC SPL BEN TAX	55,870	53,953	56,000	56,000
		460120 TAX COL FEES ADM (CTRA)	(180)	(180)	0	0
<i>Total Taxes</i>			55,690	53,773	56,000	56,000
<i>Use of Money and Property</i>						
		441115 INVESTMT INCOME-INT POOLED	1,365	409	623	623
		441135 INVESTMT INCOME-UNREALIZD GAIN	(136)	0	0	0
<i>Total Use of Money and Property</i>			1,229	409	623	623

County of Marin

Detail of Additional Financing Sources by Fund and Account Governmental Funds Fiscal Year 2021-22

Fund Name	Financing Source Category	Financing Source Account	2019-20 Actual	2020-21 Estimated	2021-22 Recommended	2021-22 Adopted by the Board of Supervisors
1	2	3	4	5	6	7
Total 1700 1915 Marshal #1 - East Shore Wastewater Project			56,919	54,182	56,623	56,623
1710 1915 Marshal #2 - East Shore Wastewater Project						
<i>Taxes</i>						
		411125 PROP TAX CUR SEC SPL BEN TAX	36,234	34,423	37,000	37,000
		460120 TAX COL FEES ADM (CTRA)	(78)	(78)	0	0
<i>Total Taxes</i>			36,156	34,345	37,000	37,000
<i>Use of Money and Property</i>						
		441115 INVESTMT INCOME-INT POOLED	790	208	500	500
		441135 INVESTMT INCOME-UNREALIZD GAIN	(84)	0	0	0
<i>Total Use of Money and Property</i>			706	208	500	500
Total 1710 1915 Marshal #2 - East Shore Wastewater Project			36,862	34,553	37,500	37,500
1720 2015 Certificates of Participation						
<i>Use of Money and Property</i>						
		441115 INVESTMT INCOME-INT POOLED	(45,128)	(5,788)	0	0
		441125 INVESTMT INCOME-INT AGENCY	29	6	0	0
		441135 INVESTMT INCOME-UNREALIZD GAIN	26	0	0	0
<i>Total Use of Money and Property</i>			(45,073)	(5,782)	0	0
<i>Other Financing Sources</i>						
		480210 TRANSFERS-IN	4,520,000	4,471,775	4,471,775	4,471,775

County of Marin

Detail of Additional Financing Sources by Fund and Account Governmental Funds Fiscal Year 2021-22

Fund Name	Financing Source Category	Financing Source Account	2019-20 Actual	2020-21 Estimated	2021-22 Recommended	2021-22 Adopted by the Board of Supervisors
1	2	3	4	5	6	7
		480710 LONG-TERM DEBT PROCEEDS	0	0	0	0
		480720 ORIGINAL ISSUE PREMIUMS	0	0	0	0
<i>Total Other Financing Sources</i>			4,520,000	4,471,775	4,471,775	4,471,775
Total 1720 2015 Certificates of Participation			4,474,927	4,465,993	4,471,775	4,471,775
Total Debt Service Funds			19,051,493	19,936,444	19,479,011	19,479,011
Total All Funds			778,283,589	957,565,826	762,714,252	762,714,252

County of Marin

Summary of Financing Uses by Function and Fund Governmental Funds Fiscal Year 2021-22

Description	2019-20 Actual	2020-21 Estimated	2021-22 Recommended	2021-22 Adopted by the Board of Supervisors
1	2	3	4	5

Summarization by Function

General Government	160,637,308	152,025,408	181,326,323	181,326,323
Public Protection	199,621,671	221,418,320	199,841,922	199,841,922
Public Ways and Facilities	26,683,056	44,583,932	28,793,934	28,793,934
Health and Sanitation	192,175,196	253,714,317	223,256,786	223,256,786
Public Assistance	120,878,354	139,578,378	133,000,125	133,000,125
Education	18,848,998	20,080,654	22,067,082	22,067,082
Recreation and Cultural Services	21,095,955	17,589,534	18,904,759	18,904,759
Total Financing Uses by Function	739,940,538	848,990,543	807,190,931	807,190,931
1000 General Fund	0	0	600,000	600,000
2560 Measure A - Parks & Open Space	0	0	4,399,016	4,399,016
2670 Realignment - Public Safety	0	0	0	0
Total Appropriations for Contingencies	0	0	4,999,016	4,999,016
Subtotal Financing Uses	739,940,538	848,990,543	812,189,947	812,189,947
<i>Total Financing Uses:</i>	<i>739,940,538</i>	<i>848,990,543</i>	<i>812,189,947</i>	<i>812,189,947</i>

County of Marin

Summary of Financing Uses by Function and Fund (Cont.) Governmental Funds Fiscal Year 2021-22

Description	2019-20 Actual	2020-21 Estimated	2021-22 Recommended	2021-22 Adopted by the Board of Supervisors
1	2	3	4	5

Summarization by Fund

1000 General Fund	339,461,806	361,187,537	401,349,746	401,349,746
1010 Miscellaneous Projects	16,594,507	44,277,790	750,000	750,000
1410 Courthouse Construction Fund (GC 76100)	352,599	379,108	379,108	379,108
1420 Miscellaneous Capital Projects	6,251,669	7,387,441	7,561,962	7,561,962
1430 Other Capital Projects - Road and Bridge	12,459,126	30,437,666	13,373,504	13,373,504
1440 COP Projects	12,657,934	700,425	0	0
1600 2003 Pension Obligation Bonds	11,039,005	11,628,996	12,239,913	12,239,913
1610 Tobacco Securitization Bond	2,572,819	2,818,295	1,773,200	1,773,200
1680 2001 Certificates of Participation	897,294	895,000	900,000	900,000
1690 2010 Certificates of Participation	0	0	0	0
1700 1915 Marshal #1 - East Shore Wastewater Project	53,015	52,952	56,623	56,623
1710 1915 Marshal #2 - East Shore Wastewater Project	36,289	57,536	37,500	37,500
1720 2015 Certificates of Participation	4,469,759	4,463,634	4,471,775	4,471,775
2020 Electronic Recording Delivery Systems	33,057	39,206	60,000	60,000
2030 Records Modernization (GC 27361)	327,910	303,826	508,040	508,040
2040 Micrographics Conversion (GF 27361.4)	47,696	67,273	90,000	90,000
2050 Vital Records Modernization (SB 1535)	12,210	13,496	15,000	15,000
2060 SSN Truncation Program	34,400	30,980	39,600	39,600
2070 Planning In-Lieu Housing	4,983,426	659,948	713,550	713,550
2080 Building Inspection	4,082,523	4,097,756	4,113,487	4,113,487
2090 Environmental Health Services	4,130,074	3,936,296	4,930,416	4,930,416

County of Marin

Summary of Financing Uses by Function and Fund (Cont.) Governmental Funds Fiscal Year 2021-22

Description	2019-20 Actual	2020-21 Estimated	2021-22 Recommended	2021-22 Adopted by the Board of Supervisors
1	2	3	4	5

Summarization by Fund

2100 HUD Fund	(30,923)	(696)	0	0
2110 East Shore Wastewater Maintenance Fund	59,687	69,372	70,000	70,000
2120 Child Support Services	3,515,662	3,188,738	3,802,244	3,802,244
2130 DOJ Equitable Sharing Program	0	0	0	0
2140 High Tech Theft Apprehension & Prosecution (Cnty)	1,388,859	1,469,303	2,000,000	2,000,000
2150 MCERA Employees	2,658,698	2,674,879	3,209,080	3,209,080
2160 Road	9,702,599	9,664,362	11,393,687	11,393,687
2170 Survey Monument Preservation	4,548	10,460	20,000	20,000
2180 Tidelands Use Fees	11,334	6,590	20,000	20,000
2200 Roadway Impact Fees	750,000	750,000	750,000	750,000
2220 Traffic - Strawberry Interchange Plan	0	0	0	0
2250 Zero Waste Public Outreach	20,000	20,000	20,000	20,000
2260 Non-Motorized Transportation Plan (NTPP)	0	0	0	0
2280 Hospital Preparedness Program (HPP)	473,348	859,793	514,448	514,448
2290 California Tobacco Control Program (CTCP)	601,138	685,804	613,589	613,589
2300 Domestic Violence (W&I 18305)	41,451	31,048	66,000	66,000
2310 Children's Trust (AB 2994)	23,400	23,400	23,400	23,400
2320 Social Services Realignment	14,281,159	16,030,086	15,131,092	15,131,092
2330 Health Services Realignment	8,369,561	10,574,833	9,061,942	9,061,942
2340 Health Program	1,130,052	915,053	965,368	965,368
2350 Emergency Medical Services (GC 76104)	713,504	525,571	765,255	765,255
2360 Mental Health Realignment	12,943,524	12,740,246	11,817,205	11,817,205

County of Marin

Summary of Financing Uses by Function and Fund (Cont.) Governmental Funds Fiscal Year 2021-22

Description 1	2019-20 Actual 2	2020-21 Estimated 3	2021-22 Recommended 4	2021-22 Adopted by the Board of Supervisors 5
------------------	------------------------	---------------------------	-----------------------------	--

Summarization by Fund

2370 Mental Health Program	261,735	0	200,000	200,000
2380 Mental Health Services Act (Prop 63)	14,835,034	17,900,344	16,930,511	16,930,511
2390 Substance Abuse Prevention and Treatment (SAPT)	1,467,591	976,283	0	0
2400 Project Independence	0	0	0	0
2410 Realignment - CalWORKS MOE	2,112,661	2,263,915	2,539,195	2,539,195
2420 DHCS Intergovernmental Transfer Agreement	491,419	212,801	0	0
2430 Vital Statistics (SB 1535)	22,308	13,669	0	0
2450 Child Car Seat Program	10,000	0	0	0
2470 Marin County Library	16,160,421	17,280,570	19,560,546	19,560,546
2480 Marin County Free Library Measure A	2,429,602	3,048,720	3,280,000	3,280,000
2490 Marin County Library Trust	0	0	0	0
2510 Corte Madera Library - A. Cello Fund	7,250	0	0	0
2520 California Room Trust - Watkins Estate	0	0	0	0
2530 Stinson Beach Library Trust	0	80	0	0
2550 Luiz Ranch Endowment	0	0	0	0
2560 Measure A - Parks & Open Space	14,870,137	10,307,964	14,719,960	14,719,960
2570 Realignment - Juvenile Justice Crime Prevention	618,729	1,106,559	931,842	931,842
2580 Inmate Welfare Fund	246,293	283,459	297,643	297,643
2590 DMV Vehicle Theft (PC 9250.14)	111,407	114,192	118,760	118,760
2600 Suppl Lcl Law Enf - Rural Counties and COPS	1,384,778	311,463	0	0
2610 Crime Prevention - DCEP	15,000	15,000	15,000	15,000
2630 Asset Forfeiture	0	0	0	0

County of Marin

Summary of Financing Uses by Function and Fund (Cont.) Governmental Funds Fiscal Year 2021-22

Description	2019-20 Actual	2020-21 Estimated	2021-22 Recommended	2021-22 Adopted by the Board of Supervisors
1	2	3	4	5

Summarization by Fund

2640 Auto Finger ID (GC 76102)	0	104,024	153,013	153,013
2670 Realignment - Public Safety	5,294,619	5,104,313	6,479,862	6,479,862
2680 Realignment - SB 1020	12,689,519	13,171,175	14,180,118	14,180,118
2690 Realignment - Juvenile Justice YOBG	798,584	789,880	939,677	939,677
2700 Countywide Grants	697,843	1,195,557	674,249	674,249
2720 Dispute Resolution (BP 470.3)	30,000	25,000	0	0
2730 Criminal Justice Facilities (GC 76101)	430,000	540,000	540,000	540,000
2740 Real Estate Fraud (GC 27388)	219,022	0	0	0
2770 HUD HOME Prog Inc	61,206	88,039	800,856	800,856
2780 Treasury AFMLS - Equitable Sharing Prgm	0	1,460	0	0
2790 SB678 Community Correction Performance	987,195	807,858	1,150,560	1,150,560
2800 Health and Human Services Operating	178,910,952	203,905,757	206,513,333	206,513,333
2810 Fish and Wildlife Commission	44,048	37,923	46,930	46,930
2860 Asset Forfeiture	0	0	0	0
2870 Asset Forfeiture	0	0	0	0
2880 Asset Forfeiture	0	228,656	0	0
2900 Health and Human Services Whole Person	5,530,232	5,518,368	5,000,000	5,000,000
2970 HUD CDBG Program	1,319,608	1,275,341	1,597,988	1,597,988
2980 Health and Human Services Grants	0	784,075	0	0
2990 CARES ACT EMERGENCY RELIEF	0	26,676,598	0	0
3390 WsteMgmtJPA-WstMarin	0	0	0	0
3440 TOT Measure W Fire Emergency Services	377,454	314,445	625,000	625,000

County of Marin

Summary of Financing Uses by Function and Fund (Cont.) Governmental Funds Fiscal Year 2021-22

Description 1	2019-20 Actual 2	2020-21 Estimated 3	2021-22 Recommended 4	2021-22 Adopted by the Board of Supervisors 5
------------------	------------------------	---------------------------	-----------------------------	--

Summarization by Fund

3450 TOT Measure W Community Housing	349,156	43,766	625,000	625,000
3480 MWPA MEASURE C	0	869,286	663,170	663,170
6220 Fishnet 4C	2,016	0	0	0
6240 Other Grants	0	0	0	0
6250 CSA #23 Terra Linda Area	0	0	0	0
6260 CSA #25 San Marin Area	0	0	0	0
6270 Affordable Housing Fund	0	0	0	0
6280 Marin Transport Proj	0	0	0	0
6310 Traffic N. GateActiv	0	0	0	0
6340 Alcohol and Drug Program	0	0	0	0
6410 Welfare Program	0	0	0	0
6500 Stafford Lake Trust	0	0	0	0

Total Summarization by Fund

	739,940,538	848,990,543	812,189,947	812,189,947
--	--------------------	--------------------	--------------------	--------------------

County of Marin

Detail of Financing Uses by Function, Activity and Budget Unit Governmental Funds Fiscal Year 2021-22

Function, Activity, and Budget Unit	2019-20 Actual	2020-21 Estimated	2021-22 Recommended	2021-22 Adopted by the Board of Supervisors
1	2	3	4	5

General Government

Communication

410 DEPARTMENT OF PUBLIC WORKS	4,252,305	9,837,598	3,728,656	3,728,656
Activity Total: Communication	4,252,305	9,837,598	3,728,656	3,728,656

County Counsel

340 COUNTY COUNSEL	5,174,016	5,012,489	5,497,329	5,497,329
Activity Total: County Counsel	5,174,016	5,012,489	5,497,329	5,497,329

Elections

390 ELECTIONS	4,166,563	3,856,567	3,520,325	3,520,325
Activity Total: Elections	4,166,563	3,856,567	3,520,325	3,520,325

Finance

310 ASSESSOR RECORDER COUNTY CLERK	8,458,491	8,127,423	8,587,838	8,587,838
320 DEPARTMENT OF FINANCE	8,806,369	7,902,083	9,628,168	9,628,168
410 DEPARTMENT OF PUBLIC WORKS	1,184,319	1,375,176	1,059,356	1,059,356
Activity Total: Finance	18,449,179	17,404,682	19,275,362	19,275,362

Legislative and Administrative

300 COUNTY ADMINISTRATORS OFFICE	7,566,906	10,909,401	7,660,492	7,660,492
----------------------------------	-----------	------------	-----------	-----------

County of Marin

Detail of Financing Uses by Function, Activity and Budget Unit Governmental Funds Fiscal Year 2021-22

Function, Activity, and Budget Unit	2019-20 Actual	2020-21 Estimated	2021-22 Recommended	2021-22 Adopted by the Board of Supervisors
1	2	3	4	5
330 BOARD OF SUPERVISORS	3,668,600	3,595,604	3,859,342	3,859,342
900 NON DEPARTMENTAL	55,500	0	55,500	55,500
Activity Total: Legislative and Administrative	11,291,006	14,505,005	11,575,334	11,575,334
Other General				
300 COUNTY ADMINISTRATORS OFFICE	0	0	0	0
360 INFORMATION SVC AND TECHNOLOGY	22,956,839	24,052,595	21,257,963	21,257,963
380 MCERA	2,658,698	2,674,879	3,209,080	3,209,080
410 DEPARTMENT OF PUBLIC WORKS	9,705,974	8,446,482	6,366,493	6,366,493
900 NON DEPARTMENTAL	39,751,314	38,940,416	77,793,258	77,793,258
Activity Total: Other General	75,072,825	74,114,372	108,626,794	108,626,794
Personnel				
340 COUNTY COUNSEL	114,203	102,725	163,335	163,335
350 HUMAN RESOURCES	6,661,663	6,312,855	7,461,985	7,461,985
Activity Total: Personnel	6,775,866	6,415,580	7,625,320	7,625,320
Plant Acquisition				
410 DEPARTMENT OF PUBLIC WORKS	18,418,188	7,445,153	12,627,027	12,627,027
520 MARIN COUNTY PARKS	6,004,011	144	0	0
540 MARIN COUNTY FREE LIBRARY	38,077	570,345	1,100,000	1,100,000
Activity Total: Plant Acquisition	24,460,276	8,015,642	13,727,027	13,727,027

County of Marin

Detail of Financing Uses by Function, Activity and Budget Unit
Governmental Funds
Fiscal Year 2021-22

Function, Activity, and Budget Unit 1	2019-20 Actual 2	2020-21 Estimated 3	2021-22 Recommended 4	2021-22 Adopted by the Board of Supervisors 5
--	------------------------	---------------------------	-----------------------------	--

Property Management				
300 COUNTY ADMINISTRATORS OFFICE	1,112,031	1,069,819	313,283	313,283
410 DEPARTMENT OF PUBLIC WORKS	9,608,284	11,703,438	7,109,034	7,109,034
530 CULTURAL SERVICES	274,957	90,216	327,859	327,859
Activity Total: Property Management	10,995,272	12,863,473	7,750,176	7,750,176
Function Total: General Government	160,637,308	152,025,408	181,326,323	181,326,323

County of Marin

Detail of Financing Uses by Function, Activity and Budget Unit Governmental Funds Fiscal Year 2021-22

Function, Activity, and Budget Unit 1	2019-20 Actual 2	2020-21 Estimated 3	2021-22 Recommended 4	2021-22 Adopted by the Board of Supervisors 5
--	------------------------	---------------------------	-----------------------------	--

Public Protection

Detention and Correction

240 PROBATION	21,744,357	22,290,029	24,695,739	24,695,739
260 SHERIFF CORONERS OFFICE	31,183,924	31,980,514	29,799,928	29,799,928

Activity Total: Detention and Correction	52,928,281	54,270,543	54,495,667	54,495,667
---	-------------------	-------------------	-------------------	-------------------

Fire Protection

230 MARIN COUNTY FIRE	28,153,023	35,730,171	28,466,755	28,466,755
900 NON DEPARTMENTAL	0	18,332	0	0

Activity Total: Fire Protection	28,153,023	35,748,503	28,466,755	28,466,755
--	-------------------	-------------------	-------------------	-------------------

Flood Cntrl and Soil and Water Conserv

410 DEPARTMENT OF PUBLIC WORKS	850,694	895,515	896,970	896,970
653 WASTE MANAGEMENT JPA	0	0	0	0

Activity Total: Flood Cntrl and Soil and Water Conserv	850,694	895,515	896,970	896,970
---	----------------	----------------	----------------	----------------

Judicial

200 CHILD SUPPORT SERVICES	4,543,928	4,082,736	4,846,078	4,846,078
220 DISTRICT ATTORNEY	13,297,076	13,536,569	13,475,843	13,475,843
250 PUBLIC DEFENDER	8,419,945	8,672,988	8,298,190	8,298,190
900 NON DEPARTMENTAL	2,599,749	2,200,133	2,108,700	2,108,700

Activity Total: Judicial	28,860,698	28,492,426	28,728,811	28,728,811
---------------------------------	-------------------	-------------------	-------------------	-------------------

County of Marin

Detail of Financing Uses by Function, Activity and Budget Unit Governmental Funds Fiscal Year 2021-22

Function, Activity, and Budget Unit 1	2019-20 Actual 2	2020-21 Estimated 3	2021-22 Recommended 4	2021-22 Adopted by the Board of Supervisors 5
--	------------------------	---------------------------	-----------------------------	--

Other Protection

100 HEALTH AND HUMAN SERVICES	2,406,528	2,758,946	2,454,906	2,454,906
220 DISTRICT ATTORNEY	3,835,389	3,649,412	4,095,600	4,095,600
230 MARIN COUNTY FIRE	6,317,286	7,188,900	6,773,798	6,773,798
260 SHERIFF CORONERS OFFICE	2,642,688	3,199,034	2,200,535	2,200,535
300 COUNTY ADMINISTRATORS OFFICE	3,642,389	3,711,616	0	0
310 ASSESSOR RECORDER COUNTY CLERK	2,294,939	2,295,708	2,902,906	2,902,906
320 DEPARTMENT OF FINANCE	562,659	515,067	680,597	680,597
400 COMMUNITY DEVELOPMENT AGENCY	7,199,508	7,136,710	6,600,440	6,600,440
410 DEPARTMENT OF PUBLIC WORKS	4,537,727	5,152,541	5,198,101	5,198,101
900 NON DEPARTMENTAL	6,155,743	17,994,054	4,497,190	4,497,190

Activity Total: Other Protection

39,594,856	53,601,988	35,404,073	35,404,073
-------------------	-------------------	-------------------	-------------------

Police Protection

260 SHERIFF CORONERS OFFICE	42,417,562	41,743,714	44,911,240	44,911,240
-----------------------------	------------	------------	------------	------------

Activity Total: Police Protection

42,417,562	41,743,714	44,911,240	44,911,240
-------------------	-------------------	-------------------	-------------------

Protective Inspection

400 COMMUNITY DEVELOPMENT AGENCY	4,082,523	4,097,756	4,113,487	4,113,487
500 AGRICULTURE WEIGHTS MEASURES	2,734,034	2,567,875	2,824,919	2,824,919

Activity Total: Protective Inspection

6,816,557	6,665,631	6,938,406	6,938,406
------------------	------------------	------------------	------------------

County of Marin

Detail of Financing Uses by Function, Activity and Budget Unit
Governmental Funds
Fiscal Year 2021-22

Function, Activity, and Budget Unit 1	2019-20 Actual 2	2020-21 Estimated 3	2021-22 Recommended 4	2021-22 Adopted by the Board of Supervisors 5
--	------------------------	---------------------------	-----------------------------	--

Function Total: Public Protection	199,621,671	221,418,320	199,841,922	199,841,922
--	--------------------	--------------------	--------------------	--------------------

County of Marin

Detail of Financing Uses by Function, Activity and Budget Unit
Governmental Funds
Fiscal Year 2021-22

Function, Activity, and Budget Unit 1	2019-20 Actual 2	2020-21 Estimated 3	2021-22 Recommended 4	2021-22 Adopted by the Board of Supervisors 5
--	------------------------	---------------------------	-----------------------------	--

Public Ways and Facilities

Public Ways

410 DEPARTMENT OF PUBLIC WORKS	26,683,056	44,583,932	28,793,934	28,793,934
Activity Total: Public Ways	26,683,056	44,583,932	28,793,934	28,793,934
Function Total: Public Ways and Facilities	26,683,056	44,583,932	28,793,934	28,793,934

County of Marin

Detail of Financing Uses by Function, Activity and Budget Unit
Governmental Funds
Fiscal Year 2021-22

Function, Activity, and Budget Unit 1	2019-20 Actual 2	2020-21 Estimated 3	2021-22 Recommended 4	2021-22 Adopted by the Board of Supervisors 5
--	------------------------	---------------------------	-----------------------------	--

Health and Sanitation

California Children Services

100 HEALTH AND HUMAN SERVICES	4,155,779	4,033,675	4,539,121	4,539,121
Activity Total: California Children Services	4,155,779	4,033,675	4,539,121	4,539,121

Health

100 HEALTH AND HUMAN SERVICES	136,725,732	154,389,360	150,257,909	150,257,909
400 COMMUNITY DEVELOPMENT AGENCY	4,591,313	4,361,584	5,287,432	5,287,432
900 NON DEPARTMENTAL	45,047,202	89,440,324	61,368,395	61,368,395
Activity Total: Health	186,364,247	248,191,268	216,913,736	216,913,736

Sanitation Refuse Collect and Disposal

410 DEPARTMENT OF PUBLIC WORKS	1,655,170	1,489,374	1,803,929	1,803,929
Activity Total: Sanitation Refuse Collect and Disposal	1,655,170	1,489,374	1,803,929	1,803,929

Function Total: Health and Sanitation	192,175,196	253,714,317	223,256,786	223,256,786
--	--------------------	--------------------	--------------------	--------------------

County of Marin

Detail of Financing Uses by Function, Activity and Budget Unit Governmental Funds Fiscal Year 2021-22

Function, Activity, and Budget Unit 1	2019-20 Actual 2	2020-21 Estimated 3	2021-22 Recommended 4	2021-22 Adopted by the Board of Supervisors 5
--	------------------------	---------------------------	-----------------------------	--

Public Assistance

Administration

100 HEALTH AND HUMAN SERVICES	99,326,404	113,991,498	113,419,077	113,419,077
Activity Total: Administration	99,326,404	113,991,498	113,419,077	113,419,077

Other Assistance

100 HEALTH AND HUMAN SERVICES	13,133,570	12,615,400	15,039,458	15,039,458
400 COMMUNITY DEVELOPMENT AGENCY	8,055,740	6,641,795	4,209,181	4,209,181
900 NON DEPARTMENTAL	0	6,002,402	0	0
Activity Total: Other Assistance	21,189,310	25,259,597	19,248,639	19,248,639

Veterans Services

100 HEALTH AND HUMAN SERVICES	362,640	327,283	332,409	332,409
Activity Total: Veterans Services	362,640	327,283	332,409	332,409

Function Total: Public Assistance	120,878,354	139,578,378	133,000,125	133,000,125
--	--------------------	--------------------	--------------------	--------------------

County of Marin

Detail of Financing Uses by Function, Activity and Budget Unit
Governmental Funds
Fiscal Year 2021-22

Function, Activity, and Budget Unit 1	2019-20 Actual 2	2020-21 Estimated 3	2021-22 Recommended 4	2021-22 Adopted by the Board of Supervisors 5
--	------------------------	---------------------------	-----------------------------	--

Education

Agricultural Education

510 UCCE FARM ADVISOR	289,802	321,629	326,536	326,536
Activity Total: Agricultural Education	289,802	321,629	326,536	326,536

Library Services

540 MARIN COUNTY FREE LIBRARY	18,559,196	19,759,025	21,740,546	21,740,546
Activity Total: Library Services	18,559,196	19,759,025	21,740,546	21,740,546

Function Total: Education

	18,848,998	20,080,654	22,067,082	22,067,082
--	-------------------	-------------------	-------------------	-------------------

County of Marin

Detail of Financing Uses by Function, Activity and Budget Unit
Governmental Funds
Fiscal Year 2021-22

Function, Activity, and Budget Unit 1	2019-20 Actual 2	2020-21 Estimated 3	2021-22 Recommended 4	2021-22 Adopted by the Board of Supervisors 5
--	------------------------	---------------------------	-----------------------------	--

Recreation and Cultural Services

Cultural Services

530 CULTURAL SERVICES	3,520,490	2,261,170	3,484,631	3,484,631
Activity Total: Cultural Services	3,520,490	2,261,170	3,484,631	3,484,631

Recreation Facilities

520 MARIN COUNTY PARKS	17,575,465	15,328,364	15,420,128	15,420,128
659 MARIN COUNTY OPEN SPACE	0	0	0	0
Activity Total: Recreation Facilities	17,575,465	15,328,364	15,420,128	15,420,128

Function Total: Recreation and Cultural Services	21,095,955	17,589,534	18,904,759	18,904,759
---	-------------------	-------------------	-------------------	-------------------

County of Marin

Detail of Financing Uses by Function, Activity and Budget Unit
Governmental Funds
Fiscal Year 2021-22

Function, Activity, and Budget Unit 1	2019-20 Actual 2	2020-21 Estimated 3	2021-22 Recommended 4	2021-22 Adopted by the Board of Supervisors 5
--	------------------------	---------------------------	-----------------------------	--

Grand Total of Financing Uses by Function	739,940,538	848,990,543	807,190,931	807,190,931
--	--------------------	--------------------	--------------------	--------------------

County of Marin

Financing Sources and Uses by Budget Unit by Object Governmental Funds Fiscal Year 2021-22

Detail by Revenue Category and Expenditure Object	2019-20 Actual	2020-21 Estimated	2021-22 Recommended	2021-22 Adopted by the Board of Supervisors
1	2	3	4	5

Budget Unit: 100 HEALTH AND HUMAN SERVICES

Function: Public Protection

Activity: Other Protection

Revenues

Use of Money and Property	93,987	18,483	8,000	8,000
Intergovernmental Revenues	102,232	34,675	150,000	150,000
Charges for Current Services	169,478	97,071	236,000	236,000
Miscellaneous Revenues	0	0	0	0
Other Financing Sources	150,000	150,000	150,000	150,000
Total Revenues	515,697	300,229	544,000	544,000

Expenditures/Appropriations

Salary and Benefits	1,598,660	1,884,960	2,025,221	2,025,221
Services and Supplies	87,492	67,222	94,128	94,128
Support of Clients	2,436	13,475	17,000	17,000
Intrafund Expense	(294,721)	(291,375)	(265,541)	(265,541)
Interfund Expense	862,661	934,664	434,098	434,098
Transfers Out	150,000	150,000	150,000	150,000
Total Expenditures/Appropriations	2,406,528	2,758,946	2,454,906	2,454,906

Activity Total: Other Protection 1,890,831 2,458,717 1,910,906 1,910,906

Function Total: Public Protection 1,890,831 2,458,717 1,910,906 1,910,906

County of Marin

Financing Sources and Uses by Budget Unit by Object Governmental Funds Fiscal Year 2021-22

Detail by Revenue Category and Expenditure Object	2019-20 Actual	2020-21 Estimated	2021-22 Recommended	2021-22 Adopted by the Board of Supervisors
1	2	3	4	5

Budget Unit: 100 HEALTH AND HUMAN SERVICES

Function: Health and Sanitation

Activity: California Children Services

Revenues

Intergovernmental Revenues	3,140,475	3,136,793	2,773,221	2,773,221
Charges for Current Services	280	0	0	0
Miscellaneous Revenues	0	0	0	0
Other Financing Sources	1,772,162	1,888,023	1,680,418	1,680,418
Total Revenues	4,912,917	5,024,816	4,453,639	4,453,639

Expenditures/Appropriations

Salary and Benefits	1,656,812	1,600,433	2,086,784	2,086,784
Services and Supplies	100,032	62,302	217,908	217,908
Intrafund Expense	276,933	234,407	271,888	271,888
Interfund Expense	349,960	246,800	210,727	210,727
Transfers Out	1,772,162	1,888,022	1,680,418	1,680,418
Claims Expense	(120)	1,711	71,396	71,396
Total Expenditures/Appropriations	4,155,779	4,033,675	4,539,121	4,539,121

Activity Total: California Children Services	(757,138)	(991,141)	85,482	85,482
---	------------------	------------------	---------------	---------------

County of Marin

Financing Sources and Uses by Budget Unit by Object Governmental Funds Fiscal Year 2021-22

Detail by Revenue Category and Expenditure Object	2019-20 Actual	2020-21 Estimated	2021-22 Recommended	2021-22 Adopted by the Board of Supervisors
1	2	3	4	5

Budget Unit: 100 HEALTH AND HUMAN SERVICES

Function: Health and Sanitation

Activity: Health

Revenues

Licenses, Permits and Franchises	7,050	5,100	15,000	15,000
Fines, Forfeitures, and Penalties	604,484	434,171	816,135	816,135
Use of Money and Property	824,798	317,009	0	0
Intergovernmental Revenues	88,258,974	91,336,994	78,679,572	78,679,572
Charges for Current Services	1,130,850	1,164,047	2,209,471	2,209,471
Miscellaneous Revenues	461,558	68,304	2,000	2,000
Other Financing Sources	32,893,985	37,122,038	30,558,324	30,558,324
Total Revenues	124,181,699	130,447,663	112,280,502	112,280,502

Expenditures/Appropriations

Salary and Benefits	48,845,675	54,380,318	65,424,712	65,424,712
Services and Supplies	41,536,678	47,051,579	36,888,224	36,888,224
Support of Clients	15,506,202	16,165,491	16,449,163	16,449,163
Capital Assets	0	0	0	0
Intrafund Expense	(5,438,225)	(5,766,754)	(7,573,316)	(7,573,316)
Interfund Expense	5,703,728	7,248,027	10,189,772	10,189,772
Transfers Out	29,889,592	34,604,001	28,058,324	28,058,324
Contingencies	0	0	0	0
Claims Expense	682,082	706,698	821,030	821,030
Total Expenditures/Appropriations	136,725,732	154,389,360	150,257,909	150,257,909
Activity Total: Health	12,544,033	23,941,697	37,977,407	37,977,407

County of Marin

Financing Sources and Uses by Budget Unit by Object
Governmental Funds
Fiscal Year 2021-22

Detail by Revenue Category and Expenditure Object	2019-20 Actual	2020-21 Estimated	2021-22 Recommended	2021-22 Adopted by the Board of Supervisors
1	2	3	4	5

Function Total: Health and Sanitation	11,786,895	22,950,556	38,062,889	38,062,889
--	-------------------	-------------------	-------------------	-------------------

County of Marin

Financing Sources and Uses by Budget Unit by Object Governmental Funds Fiscal Year 2021-22

Detail by Revenue Category and Expenditure Object	2019-20 Actual	2020-21 Estimated	2021-22 Recommended	2021-22 Adopted by the Board of Supervisors
1	2	3	4	5

Budget Unit: 100 HEALTH AND HUMAN SERVICES

Function: Public Assistance

Activity: Administration

Revenues

Licenses, Permits and Franchises	46,968	38,758	66,000	66,000
Use of Money and Property	161,617	43,821	0	0
Intergovernmental Revenues	61,609,320	79,002,421	72,552,897	72,552,897
Charges for Current Services	9,365	109,591	6,800	6,800
Miscellaneous Revenues	10,037	103,062	0	0
Other Financing Sources	22,771,798	24,554,213	23,999,800	23,999,800
Total Revenues	84,609,105	103,851,866	96,625,497	96,625,497

Expenditures/Appropriations

Salary and Benefits	34,664,127	35,873,176	39,484,866	39,484,866
Services and Supplies	5,142,982	12,332,848	5,694,176	5,694,176
Support of Clients	22,893,317	25,301,709	26,592,788	26,592,788
Intrafund Expense	4,563,376	4,889,761	6,604,492	6,604,492
Interfund Expense	6,359,283	5,784,692	6,202,660	6,202,660
Other Financing Uses	1,433,924	0	0	0
Transfers Out	24,269,395	29,809,312	28,840,095	28,840,095
Contingencies	0	0	0	0
Claims Expense	0	0	0	0

Total Expenditures/Appropriations **99,326,404** **113,991,498** **113,419,077** **113,419,077**

Activity Total: Administration **14,717,299** **10,139,632** **16,793,580** **16,793,580**

County of Marin

Financing Sources and Uses by Budget Unit by Object Governmental Funds Fiscal Year 2021-22

Detail by Revenue Category and Expenditure Object	2019-20 Actual	2020-21 Estimated	2021-22 Recommended	2021-22 Adopted by the Board of Supervisors
1	2	3	4	5

Budget Unit: 100 HEALTH AND HUMAN SERVICES

Function: Public Assistance

Activity: Other Assistance

Revenues

Intergovernmental Revenues	7,636,489	8,620,458	11,057,190	11,057,190
Charges for Current Services	10,134	7,072	0	0
Miscellaneous Revenues	13,000	(6,500)	13,500	13,500
Other Financing Sources	1,251,168	2,026,908	1,822,570	1,822,570
Total Revenues	8,910,791	10,647,938	12,893,260	12,893,260

Expenditures/Appropriations

Salary and Benefits	6,202,760	6,626,128	7,031,519	7,031,519
Services and Supplies	2,116,162	1,889,585	2,167,565	2,167,565
Support of Clients	2,189,111	2,019,107	3,476,278	3,476,278
Intrafund Expense	841,908	888,319	1,190,042	1,190,042
Interfund Expense	1,504,786	922,338	904,054	904,054
Transfers Out	278,843	269,923	270,000	270,000
Claims Expense	0	0	0	0
Total Expenditures/Appropriations	13,133,570	12,615,400	15,039,458	15,039,458

Activity Total: Other Assistance	4,222,779	1,967,462	2,146,198	2,146,198
---	------------------	------------------	------------------	------------------

County of Marin

Financing Sources and Uses by Budget Unit by Object Governmental Funds Fiscal Year 2021-22

Detail by Revenue Category and Expenditure Object	2019-20 Actual	2020-21 Estimated	2021-22 Recommended	2021-22 Adopted by the Board of Supervisors
1	2	3	4	5

Budget Unit: 100 HEALTH AND HUMAN SERVICES

Function: Public Assistance

Activity: Veterans Services

Revenues

Intergovernmental Revenues	43,413	44,149	46,389	46,389
Miscellaneous Revenues	1,855	(1,605)	0	0
Total Revenues	45,268	42,544	46,389	46,389

Expenditures/Appropriations

Salary and Benefits	230,471	233,416	235,971	235,971
Services and Supplies	8,050	4,995	15,100	15,100
Support of Clients	0	0	0	0
Intrafund Expense	50,731	45,642	37,973	37,973
Interfund Expense	73,388	43,230	43,365	43,365
Total Expenditures/Appropriations	362,640	327,283	332,409	332,409

Activity Total: Veterans Services

317,372 284,739 286,020 286,020

Function Total: Public Assistance

19,257,450 12,391,833 19,225,798 19,225,798

Grand Total: 100 HEALTH AND HUMAN SERVICES

32,935,176 37,801,106 59,199,593 59,199,593

County of Marin

Financing Sources and Uses by Budget Unit by Object Governmental Funds Fiscal Year 2021-22

Detail by Revenue Category and Expenditure Object	2019-20 Actual	2020-21 Estimated	2021-22 Recommended	2021-22 Adopted by the Board of Supervisors
1	2	3	4	5

Budget Unit: 200 CHILD SUPPORT SERVICES

Function: Public Protection

Activity: Judicial

Revenues

Fines, Forfeitures, and Penalties	1,023,546	907,774	1,043,834	1,043,834
Use of Money and Property	16,886	4,301	3,000	3,000
Intergovernmental Revenues	3,227,591	3,285,892	3,335,730	3,335,730
Charges for Current Services	0	0	0	0
Miscellaneous Revenues	0	0	463,514	463,514
Total Revenues	4,268,023	4,197,967	4,846,078	4,846,078

Expenditures/Appropriations

Salary and Benefits	3,271,868	2,966,911	3,644,825	3,644,825
Services and Supplies	664,429	516,036	603,056	603,056
Intrafund Expense	153,316	136,523	153,341	153,341
Interfund Expense	451,341	459,176	441,356	441,356
Claims Expense	2,974	4,090	3,500	3,500
Total Expenditures/Appropriations	4,543,928	4,082,736	4,846,078	4,846,078

Activity Total: Judicial	275,905	(115,231)	0	0
---------------------------------	----------------	------------------	----------	----------

Function Total: Public Protection	275,905	(115,231)	0	0
--	----------------	------------------	----------	----------

Grand Total: 200 CHILD SUPPORT SERVICES	275,905	(115,231)	0	0
--	----------------	------------------	----------	----------

County of Marin

Financing Sources and Uses by Budget Unit by Object
Governmental Funds
Fiscal Year 2021-22

Detail by Revenue Category and Expenditure Object	2019-20 Actual	2020-21 Estimated	2021-22 Recommended	2021-22 Adopted by the Board of Supervisors
1	2	3	4	5

Budget Unit: 220 DISTRICT ATTORNEY

Function: Public Protection

Activity: Judicial

Revenues

Fines, Forfeitures, and Penalties	50	85	56,368	56,368
Use of Money and Property	298,994	102,017	0	0
Intergovernmental Revenues	4,099,070	4,232,137	3,688,398	3,688,398
Charges for Current Services	355,036	680,059	100,085	100,085
Miscellaneous Revenues	87,106	(94,940)	146,942	146,942
Other Financing Sources	107,725	125,500	55,500	55,500
Total Revenues	4,947,981	5,044,858	4,047,293	4,047,293

Expenditures/Appropriations

Salary and Benefits	11,831,612	12,374,247	12,401,036	12,401,036
Services and Supplies	635,698	500,149	453,916	453,916
Intrafund Expense	351,602	385,657	383,579	383,579
Interfund Expense	120,219	121,266	121,266	121,266
Transfers Out	302,747	105,500	55,500	55,500
Claims Expense	55,198	49,750	60,546	60,546
Total Expenditures/Appropriations	13,297,076	13,536,569	13,475,843	13,475,843

Activity Total: Judicial	8,349,095	8,491,711	9,428,550	9,428,550
---------------------------------	------------------	------------------	------------------	------------------

County of Marin

Financing Sources and Uses by Budget Unit by Object Governmental Funds Fiscal Year 2021-22

Detail by Revenue Category and Expenditure Object	2019-20 Actual	2020-21 Estimated	2021-22 Recommended	2021-22 Adopted by the Board of Supervisors
1	2	3	4	5

Budget Unit: 220 DISTRICT ATTORNEY

Function: Public Protection

Activity: Other Protection

Revenues

Fines, Forfeitures, and Penalties	611,282	490,542	1,110,988	1,110,988
Use of Money and Property	5,095	176	0	0
Intergovernmental Revenues	2,641,275	2,811,313	2,649,883	2,649,883
Charges for Current Services	85,697	0	0	0
Miscellaneous Revenues	0	0	0	0
Other Financing Sources	219,022	0	0	0
Total Revenues	3,562,371	3,302,031	3,760,871	3,760,871

Expenditures/Appropriations

Salary and Benefits	2,372,298	2,058,667	2,075,554	2,075,554
Services and Supplies	1,442,322	1,567,225	1,998,392	1,998,392
Intrafund Expense	5,615	6,911	5,045	5,045
Interfund Expense	15,154	16,609	16,609	16,609
Total Expenditures/Appropriations	3,835,389	3,649,412	4,095,600	4,095,600

Activity Total: Other Protection	273,018	347,381	334,729	334,729
---	----------------	----------------	----------------	----------------

Function Total: Public Protection	8,622,113	8,839,092	9,763,279	9,763,279
--	------------------	------------------	------------------	------------------

Grand Total: 220 DISTRICT ATTORNEY	8,622,113	8,839,092	9,763,279	9,763,279
---	------------------	------------------	------------------	------------------

County of Marin

Financing Sources and Uses by Budget Unit by Object Governmental Funds Fiscal Year 2021-22

Detail by Revenue Category and Expenditure Object	2019-20 Actual	2020-21 Estimated	2021-22 Recommended	2021-22 Adopted by the Board of Supervisors
1	2	3	4	5

Budget Unit: 230 MARIN COUNTY FIRE

Function: Public Protection

Activity: Fire Protection

Revenues

Taxes	6,351,729	6,617,301	6,794,650	6,794,650
Licenses, Permits and Franchises	197,918	273,721	107,000	107,000
Use of Money and Property	9,751	3,272	0	0
Intergovernmental Revenues	3,195,179	3,585,789	4,632,658	4,632,658
Charges for Current Services	13,573,796	26,618,971	8,723,929	8,723,929
Miscellaneous Revenues	5,481	84,521	78,000	78,000
Other Financing Sources	38,740	0	0	0
Total Revenues	23,372,594	37,183,575	20,336,237	20,336,237

Expenditures/Appropriations

Salary and Benefits	22,804,394	29,029,360	23,425,557	23,425,557
Services and Supplies	2,479,241	3,546,351	2,398,376	2,398,376
Support of Clients	0	0	0	0
Intrafund Expense	751,387	176,479	754,084	754,084
Interfund Expense	1,618,001	1,672,445	1,888,738	1,888,738
Other Financing Uses	0	0	0	0
Transfers Out	500,000	1,305,536	0	0
Contingencies	0	0	500,000	500,000
Claims Expense	0	0	0	0
Total Expenditures/Appropriations	28,153,023	35,730,171	28,966,755	28,966,755
Activity Total: Fire Protection	4,780,429	(1,453,404)	8,630,518	8,630,518

County of Marin

Financing Sources and Uses by Budget Unit by Object Governmental Funds Fiscal Year 2021-22

Detail by Revenue Category and Expenditure Object	2019-20 Actual	2020-21 Estimated	2021-22 Recommended	2021-22 Adopted by the Board of Supervisors
1	2	3	4	5

Budget Unit: 230 MARIN COUNTY FIRE

Function: Public Protection

Activity: Other Protection

Revenues

Taxes	0	0	0	0
Licenses, Permits and Franchises	0	0	0	0
Intergovernmental Revenues	909,490	1,413,810	1,500,076	1,500,076
Charges for Current Services	3,339,083	2,942,866	2,385,000	2,385,000
Miscellaneous Revenues	0	0	0	0
Other Financing Sources	0	0	0	0
Total Revenues	4,248,573	4,356,676	3,885,076	3,885,076

Expenditures/Appropriations

Salary and Benefits	5,818,170	6,599,196	6,225,521	6,225,521
Services and Supplies	494,293	551,452	543,105	543,105
Intrafund Expense	356	356	356	356
Interfund Expense	4,467	4,816	4,816	4,816
Transfers Out	0	0	0	0
Claims Expense	0	33,080	0	0
Total Expenditures/Appropriations	6,317,286	7,188,900	6,773,798	6,773,798

Activity Total: Other Protection 2,068,713 2,832,224 2,888,722 2,888,722

Function Total: Public Protection 6,849,142 1,378,820 11,519,240 11,519,240

Grand Total: 230 MARIN COUNTY FIRE 6,849,142 1,378,820 11,519,240 11,519,240

County of Marin

Financing Sources and Uses by Budget Unit by Object Governmental Funds Fiscal Year 2021-22

Detail by Revenue Category and Expenditure Object	2019-20 Actual	2020-21 Estimated	2021-22 Recommended	2021-22 Adopted by the Board of Supervisors
1	2	3	4	5

Budget Unit: 240 PROBATION

Function: Public Protection

Activity: Detention and Correction

Revenues

Fines, Forfeitures, and Penalties	14,463	(25)	50,000	50,000
Use of Money and Property	330,022	123,585	0	0
Intergovernmental Revenues	11,578,709	12,033,068	11,827,580	11,827,580
Charges for Current Services	246,891	177,992	40,000	40,000
Miscellaneous Revenues	6,212	721	8,000	8,000
Other Financing Sources	167,158	210,778	168,352	168,352
Total Revenues	12,343,455	12,546,119	12,093,932	12,093,932

Expenditures/Appropriations

Salary and Benefits	17,212,607	16,957,765	18,968,065	18,968,065
Services and Supplies	3,105,403	3,706,216	4,135,230	4,135,230
Support of Clients	0	139,645	0	0
Capital Assets	0	0	0	0
Intrafund Expense	783,196	828,442	826,395	826,395
Interfund Expense	470,993	498,395	597,697	597,697
Transfers Out	172,158	159,566	168,352	168,352
Contingencies	0	0	0	0
Claims Expense	0	0	0	0

Total Expenditures/Appropriations	21,744,357	22,290,029	24,695,739	24,695,739
--	-------------------	-------------------	-------------------	-------------------

Activity Total: Detention and Correction	9,400,902	9,743,910	12,601,807	12,601,807
---	------------------	------------------	-------------------	-------------------

Function Total: Public Protection	9,400,902	9,743,910	12,601,807	12,601,807
--	------------------	------------------	-------------------	-------------------

County of Marin

Financing Sources and Uses by Budget Unit by Object
Governmental Funds
Fiscal Year 2021-22

Detail by Revenue Category and Expenditure Object	2019-20 Actual	2020-21 Estimated	2021-22 Recommended	2021-22 Adopted by the Board of Supervisors
1	2	3	4	5

Grand Total:	240 PROBATION	9,400,902	9,743,910	12,601,807	12,601,807
---------------------	----------------------	------------------	------------------	-------------------	-------------------

County of Marin

Financing Sources and Uses by Budget Unit by Object Governmental Funds Fiscal Year 2021-22

Detail by Revenue Category and Expenditure Object	2019-20 Actual	2020-21 Estimated	2021-22 Recommended	2021-22 Adopted by the Board of Supervisors
1	2	3	4	5

Budget Unit: 250 PUBLIC DEFENDER

Function: Public Protection

Activity: Judicial

Revenues

Use of Money and Property	0	0	0	0
Intergovernmental Revenues	1,936,263	2,139,161	1,858,300	1,858,300
Charges for Current Services	5,985	1,170	0	0
Miscellaneous Revenues	0	0	1,200	1,200
Other Financing Sources	88,725	105,500	55,500	55,500
Total Revenues	2,030,973	2,245,831	1,915,000	1,915,000

Expenditures/Appropriations

Salary and Benefits	7,928,285	8,165,839	7,825,975	7,825,975
Services and Supplies	216,600	181,138	199,344	199,344
Support of Clients	0	750	0	0
Intrafund Expense	150,099	177,888	175,498	175,498
Interfund Expense	41,236	41,873	41,873	41,873
Transfers Out	83,725	105,500	55,500	55,500
Total Expenditures/Appropriations	8,419,945	8,672,988	8,298,190	8,298,190

Activity Total: Judicial 6,388,972 6,427,157 6,383,190 6,383,190

Function Total: Public Protection 6,388,972 6,427,157 6,383,190 6,383,190

Grand Total: 250 PUBLIC DEFENDER 6,388,972 6,427,157 6,383,190 6,383,190

County of Marin

Financing Sources and Uses by Budget Unit by Object Governmental Funds Fiscal Year 2021-22

Detail by Revenue Category and Expenditure Object	2019-20 Actual	2020-21 Estimated	2021-22 Recommended	2021-22 Adopted by the Board of Supervisors
1	2	3	4	5

Budget Unit: 260 SHERIFF CORONERS OFFICE

Function: Public Protection

Activity: Detention and Correction

Revenues

Intergovernmental Revenues	7,807,552	8,063,771	7,517,178	7,517,178
Charges for Current Services	3,986,029	4,396,783	4,890,454	4,890,454
Miscellaneous Revenues	1,138	(818)	39,500	39,500
Other Financing Sources	49,000	49,000	49,000	49,000
Total Revenues	11,843,719	12,508,736	12,496,132	12,496,132

Expenditures/Appropriations

Salary and Benefits	26,848,525	27,365,235	25,651,410	25,651,410
Services and Supplies	1,455,938	1,272,001	1,863,457	1,863,457
Support of Clients	0	0	0	0
Intrafund Expense	1,447,020	1,511,760	1,503,373	1,503,373
Interfund Expense	1,383,102	1,782,518	732,688	732,688
Transfers Out	49,000	49,000	49,000	49,000
Contingencies	0	0	0	0
Claims Expense	339	0	0	0
Total Expenditures/Appropriations	31,183,924	31,980,514	29,799,928	29,799,928

Activity Total: Detention and Correction	19,340,205	19,471,778	17,303,796	17,303,796
---	-------------------	-------------------	-------------------	-------------------

County of Marin

Financing Sources and Uses by Budget Unit by Object Governmental Funds Fiscal Year 2021-22

Detail by Revenue Category and Expenditure Object	2019-20 Actual	2020-21 Estimated	2021-22 Recommended	2021-22 Adopted by the Board of Supervisors
1	2	3	4	5

Budget Unit: 260 SHERIFF CORONERS OFFICE

Function: Public Protection

Activity: Other Protection

Revenues

Use of Money and Property	(395)	0	0	0
Intergovernmental Revenues	647,592	732,525	322,399	322,399
Charges for Current Services	111,348	234,328	111,885	111,885
Miscellaneous Revenues	0	29	9,300	9,300
Other Financing Sources	0	138,231	0	0
Total Revenues	758,545	1,105,113	443,584	443,584

Expenditures/Appropriations

Salary and Benefits	1,641,402	1,696,798	1,347,660	1,347,660
Services and Supplies	828,598	1,204,244	542,751	542,751
Support of Clients	0	0	0	0
Intrafund Expense	41,976	205,910	187,192	187,192
Interfund Expense	91,147	92,012	92,012	92,012
Transfers Out	38,740	0	0	0
Claims Expense	825	70	30,920	30,920
Total Expenditures/Appropriations	2,642,688	3,199,034	2,200,535	2,200,535
Activity Total: Other Protection	1,884,143	2,093,921	1,756,951	1,756,951

County of Marin

Financing Sources and Uses by Budget Unit by Object Governmental Funds Fiscal Year 2021-22

Detail by Revenue Category and Expenditure Object	2019-20 Actual	2020-21 Estimated	2021-22 Recommended	2021-22 Adopted by the Board of Supervisors
1	2	3	4	5

Budget Unit: 260 SHERIFF CORONERS OFFICE

Function: Public Protection

Activity: Police Protection

Revenues

Fines, Forfeitures, and Penalties	829,583	400,725	400,545	400,545
Use of Money and Property	203,266	71,984	0	0
Intergovernmental Revenues	9,659,395	9,622,654	8,689,360	8,689,360
Charges for Current Services	5,728,191	5,390,472	6,387,904	6,387,904
Miscellaneous Revenues	30,728	84,688	115,239	115,239
Other Financing Sources	1,895,726	539,242	133,760	133,760
Total Revenues	18,346,889	16,109,765	15,726,808	15,726,808

Expenditures/Appropriations

Salary and Benefits	33,166,790	33,535,897	38,333,879	38,333,879
Services and Supplies	3,666,709	3,435,723	2,842,536	2,842,536
Support of Clients	0	0	0	0
Intrafund Expense	3,354,046	3,287,329	3,259,896	3,259,896
Interfund Expense	333,444	815,095	341,169	341,169
Transfers Out	1,895,726	669,311	133,760	133,760
Contingencies	0	0	0	0
Claims Expense	847	359	0	0

Total Expenditures/Appropriations 42,417,562 41,743,714 44,911,240 44,911,240

Activity Total: Police Protection 24,070,673 25,633,949 29,184,432 29,184,432

Function Total: Public Protection 45,295,021 47,199,648 48,245,179 48,245,179

Grand Total: 260 SHERIFF CORONERS OFFICE 45,295,021 47,199,648 48,245,179 48,245,179

County of Marin

Financing Sources and Uses by Budget Unit by Object Governmental Funds Fiscal Year 2021-22

Detail by Revenue Category and Expenditure Object	2019-20 Actual	2020-21 Estimated	2021-22 Recommended	2021-22 Adopted by the Board of Supervisors
1	2	3	4	5

Budget Unit: 300 COUNTY ADMINISTRATORS OFFICE

Function: General Government

Activity: Legislative and Administrative

Revenues

Use of Money and Property	150,906	155,448	146,525	146,525
Charges for Current Services	0	0	0	0
Miscellaneous Revenues	0	0	0	0
Other Financing Sources	0	0	0	0
Total Revenues	150,906	155,448	146,525	146,525

Expenditures/Appropriations

Salary and Benefits	3,378,561	3,737,878	3,870,775	3,870,775
Services and Supplies	4,071,287	4,643,510	5,112,462	5,112,462
Intrafund Expense	(105,032)	(54,435)	(55,750)	(55,750)
Interfund Expense	(891,734)	(1,169,552)	(1,266,995)	(1,266,995)
Other Financing Uses	1,080,275	3,783,533	0	0
Transfers Out	2,016	0	0	0
Claims Expense	31,533	(31,533)	0	0
Total Expenditures/Appropriations	7,566,906	10,909,401	7,660,492	7,660,492

Activity Total: Legislative and Administrative	7,416,000	10,753,953	7,513,967	7,513,967
---	------------------	-------------------	------------------	------------------

County of Marin

Financing Sources and Uses by Budget Unit by Object
Governmental Funds
Fiscal Year 2021-22

Detail by Revenue Category and Expenditure Object	2019-20 Actual	2020-21 Estimated	2021-22 Recommended	2021-22 Adopted by the Board of Supervisors
1	2	3	4	5

Budget Unit: 300 COUNTY ADMINISTRATORS OFFICE

Function: General Government

Activity: Other General

Expenditures/Appropriations

Salary and Benefits	0	0	0	0
Total Expenditures/Appropriations	0	0	0	0
Activity Total: Other General	0	0	0	0

County of Marin

Financing Sources and Uses by Budget Unit by Object Governmental Funds Fiscal Year 2021-22

Detail by Revenue Category and Expenditure Object	2019-20 Actual	2020-21 Estimated	2021-22 Recommended	2021-22 Adopted by the Board of Supervisors
1	2	3	4	5

Budget Unit: 300 COUNTY ADMINISTRATORS OFFICE

Function: General Government

Activity: Property Management

Revenues

Intergovernmental Revenues	0	0	0	0
Charges for Current Services	0	0	0	0
Other Financing Sources	81,600	633,232	84,897	84,897
Total Revenues	81,600	633,232	84,897	84,897

Expenditures/Appropriations

Salary and Benefits	421,934	424,961	428,752	428,752
Services and Supplies	689,358	643,509	5,000	5,000
Intrafund Expense	0	0	(122,396)	(122,396)
Interfund Expense	739	1,349	1,927	1,927
Total Expenditures/Appropriations	1,112,031	1,069,819	313,283	313,283
Activity Total: Property Management	1,030,431	436,587	228,386	228,386
Function Total: General Government	8,446,431	11,190,540	7,742,353	7,742,353

County of Marin

Financing Sources and Uses by Budget Unit by Object Governmental Funds Fiscal Year 2021-22

Detail by Revenue Category and Expenditure Object	2019-20 Actual	2020-21 Estimated	2021-22 Recommended	2021-22 Adopted by the Board of Supervisors
1	2	3	4	5

Budget Unit: 300 COUNTY ADMINISTRATORS OFFICE

Function: Public Protection

Activity: Other Protection

Revenues

Licenses, Permits and Franchises	230,024	253,412	0	0
Fines, Forfeitures, and Penalties	500	0	0	0
Intergovernmental Revenues	0	0	0	0
Charges for Current Services	2,401,352	2,423,053	0	0
Miscellaneous Revenues	0	(30,920)	0	0
Total Revenues	2,631,876	2,645,545	0	0

Expenditures/Appropriations

Salary and Benefits	20,917	17,840	0	0
Services and Supplies	3,620,640	3,693,535	0	0
Intrafund Expense	700	0	0	0
Interfund Expense	132	241	0	0
Other Financing Uses	0	0	0	0
Total Expenditures/Appropriations	3,642,389	3,711,616	0	0

Activity Total: Other Protection

1,010,513 1,066,071 0 0

Function Total: Public Protection

1,010,513 1,066,071 0 0

Grand Total: 300 COUNTY ADMINISTRATORS OFFICE

9,456,944 12,256,611 7,742,353 7,742,353

County of Marin

Financing Sources and Uses by Budget Unit by Object
Governmental Funds
Fiscal Year 2021-22

Detail by Revenue Category and Expenditure Object	2019-20 Actual	2020-21 Estimated	2021-22 Recommended	2021-22 Adopted by the Board of Supervisors
1	2	3	4	5

Budget Unit: 310 ASSESSOR RECORDER COUNTY CLERK

Function: General Government

Activity: Finance

Revenues

Taxes	(166)	0	0	0
Use of Money and Property	159,385	0	0	0
Charges for Current Services	1,688,971	2,029,722	1,711,100	1,711,100
Miscellaneous Revenues	19,034	23,175	12,148	12,148
Total Revenues	1,867,224	2,052,897	1,723,248	1,723,248

Expenditures/Appropriations

Salary and Benefits	7,611,468	7,673,506	8,052,131	8,052,131
Services and Supplies	153,195	117,228	183,533	183,533
Intrafund Expense	244,546	279,000	294,485	294,485
Interfund Expense	49,282	57,689	57,689	57,689
Transfers Out	400,000	0	0	0
Total Expenditures/Appropriations	8,458,491	8,127,423	8,587,838	8,587,838

Activity Total: Finance 6,591,267 6,074,526 6,864,590 6,864,590

Function Total: General Government 6,591,267 6,074,526 6,864,590 6,864,590

County of Marin

Financing Sources and Uses by Budget Unit by Object Governmental Funds Fiscal Year 2021-22

Detail by Revenue Category and Expenditure Object	2019-20 Actual	2020-21 Estimated	2021-22 Recommended	2021-22 Adopted by the Board of Supervisors
1	2	3	4	5

Budget Unit: 310 ASSESSOR RECORDER COUNTY CLERK

Function: Public Protection

Activity: Other Protection

Revenues

Use of Money and Property	46,943	17,115	4,100	4,100
Charges for Current Services	1,954,051	2,938,709	2,368,658	2,368,658
Miscellaneous Revenues	380	270	0	0
Other Financing Sources	260,665	260,665	260,665	260,665
Total Revenues	2,262,039	3,216,759	2,633,423	2,633,423

Expenditures/Appropriations

Salary and Benefits	1,761,767	1,768,228	1,997,912	1,997,912
Services and Supplies	193,833	211,777	497,459	497,459
Intrafund Expense	25,760	20,708	93,730	93,730
Interfund Expense	52,914	34,330	53,140	53,140
Transfers Out	260,665	260,665	260,665	260,665
Total Expenditures/Appropriations	2,294,939	2,295,708	2,902,906	2,902,906

Activity Total: Other Protection	32,900	(921,051)	269,483	269,483
---	---------------	------------------	----------------	----------------

Function Total: Public Protection	32,900	(921,051)	269,483	269,483
--	---------------	------------------	----------------	----------------

Grand Total: 310 ASSESSOR RECORDER COUNTY CLERK	6,624,167	5,153,475	7,134,073	7,134,073
--	------------------	------------------	------------------	------------------

County of Marin

Financing Sources and Uses by Budget Unit by Object Governmental Funds Fiscal Year 2021-22

Detail by Revenue Category and Expenditure Object	2019-20 Actual	2020-21 Estimated	2021-22 Recommended	2021-22 Adopted by the Board of Supervisors
1	2	3	4	5

Budget Unit: 320 DEPARTMENT OF FINANCE

Function: General Government

Activity: Finance

Revenues

Taxes	65,915	70,867	60,000	60,000
Fines, Forfeitures, and Penalties	61,120	86,155	93,900	93,900
Use of Money and Property	(280,081)	0	0	0
Intergovernmental Revenues	228,929	226,929	215,000	215,000
Charges for Current Services	3,208,155	3,261,351	3,298,687	3,298,687
Miscellaneous Revenues	61,128	44,821	55,000	55,000
Total Revenues	3,345,166	3,690,123	3,722,587	3,722,587

Expenditures/Appropriations

Salary and Benefits	7,281,135	6,878,586	8,397,487	8,397,487
Services and Supplies	742,250	660,631	833,803	833,803
Intrafund Expense	274,049	306,348	340,360	340,360
Interfund Expense	54,935	56,518	56,518	56,518
Other Financing Uses	0	0	0	0
Transfers Out	454,000	0	0	0
Total Expenditures/Appropriations	8,806,369	7,902,083	9,628,168	9,628,168

Activity Total: Finance 5,461,203 4,211,960 5,905,581 5,905,581

Function Total: General Government 5,461,203 4,211,960 5,905,581 5,905,581

County of Marin

Financing Sources and Uses by Budget Unit by Object
Governmental Funds
Fiscal Year 2021-22

Detail by Revenue Category and Expenditure Object	2019-20 Actual	2020-21 Estimated	2021-22 Recommended	2021-22 Adopted by the Board of Supervisors
1	2	3	4	5

Budget Unit: 320 DEPARTMENT OF FINANCE

Function: Public Protection

Activity: Other Protection

Revenues

Use of Money and Property	4,495	0	0	0
Charges for Current Services	456,352	437,111	468,405	468,405
Total Revenues	460,847	437,111	468,405	468,405

Expenditures/Appropriations

Salary and Benefits	464,611	453,348	591,950	591,950
Services and Supplies	83,453	44,936	49,407	49,407
Intrafund Expense	10,807	12,930	35,387	35,387
Interfund Expense	3,788	3,853	3,853	3,853
Other Financing Uses	0	0	0	0
Total Expenditures/Appropriations	562,659	515,067	680,597	680,597

Activity Total: Other Protection	101,812	77,956	212,192	212,192
Function Total: Public Protection	101,812	77,956	212,192	212,192

Grand Total: 320 DEPARTMENT OF FINANCE	5,563,015	4,289,916	6,117,773	6,117,773
---	------------------	------------------	------------------	------------------

County of Marin

Financing Sources and Uses by Budget Unit by Object Governmental Funds Fiscal Year 2021-22

Detail by Revenue Category and Expenditure Object	2019-20 Actual	2020-21 Estimated	2021-22 Recommended	2021-22 Adopted by the Board of Supervisors
1	2	3	4	5

Budget Unit: 330 BOARD OF SUPERVISORS

Function: General Government

Activity: Legislative and Administrative

Revenues

Charges for Current Services	150,901	144,271	104,000	104,000
Miscellaneous Revenues	0	0	0	0
Total Revenues	150,901	144,271	104,000	104,000

Expenditures/Appropriations

Salary and Benefits	3,275,698	3,234,543	3,434,494	3,434,494
Services and Supplies	159,344	93,165	133,640	133,640
Intrafund Expense	213,670	247,671	270,983	270,983
Interfund Expense	19,888	20,225	20,225	20,225
Total Expenditures/Appropriations	3,668,600	3,595,604	3,859,342	3,859,342

Activity Total: Legislative and Administrative	3,517,699	3,451,333	3,755,342	3,755,342
---	------------------	------------------	------------------	------------------

Function Total: General Government	3,517,699	3,451,333	3,755,342	3,755,342
---	------------------	------------------	------------------	------------------

Grand Total: 330 BOARD OF SUPERVISORS	3,517,699	3,451,333	3,755,342	3,755,342
--	------------------	------------------	------------------	------------------

County of Marin

Financing Sources and Uses by Budget Unit by Object
Governmental Funds
Fiscal Year 2021-22

Detail by Revenue Category and Expenditure Object	2019-20 Actual	2020-21 Estimated	2021-22 Recommended	2021-22 Adopted by the Board of Supervisors
1	2	3	4	5

Budget Unit: 340 COUNTY COUNSEL

Function: General Government

Activity: County Counsel

Revenues

Charges for Current Services	375,853	528,031	550,000	550,000
Miscellaneous Revenues	1,500	45	0	0
Total Revenues	377,353	528,076	550,000	550,000

Expenditures/Appropriations

Salary and Benefits	4,804,406	4,625,326	5,089,533	5,089,533
Services and Supplies	210,044	201,191	219,730	219,730
Intrafund Expense	138,163	164,848	166,942	166,942
Interfund Expense	21,403	21,124	21,124	21,124
Total Expenditures/Appropriations	5,174,016	5,012,489	5,497,329	5,497,329

Activity Total: County Counsel

4,796,663 4,484,413 4,947,329 4,947,329

County of Marin

Financing Sources and Uses by Budget Unit by Object Governmental Funds Fiscal Year 2021-22

Detail by Revenue Category and Expenditure Object	2019-20 Actual	2020-21 Estimated	2021-22 Recommended	2021-22 Adopted by the Board of Supervisors
1	2	3	4	5

Budget Unit: 340 COUNTY COUNSEL

Function: General Government

Activity: Personnel

Expenditures/Appropriations

Salary and Benefits	19,486	23,504	48,862	48,862
Services and Supplies	72,265	54,548	89,800	89,800
Intrafund Expense	22,073	24,288	24,288	24,288
Interfund Expense	379	385	385	385
Total Expenditures/Appropriations	114,203	102,725	163,335	163,335
Activity Total: Personnel	114,203	102,725	163,335	163,335
Function Total: General Government	4,910,866	4,587,138	5,110,664	5,110,664
Grand Total: 340 COUNTY COUNSEL	4,910,866	4,587,138	5,110,664	5,110,664

County of Marin

Financing Sources and Uses by Budget Unit by Object
Governmental Funds
Fiscal Year 2021-22

Detail by Revenue Category and Expenditure Object	2019-20 Actual	2020-21 Estimated	2021-22 Recommended	2021-22 Adopted by the Board of Supervisors
1	2	3	4	5

Budget Unit: 350 HUMAN RESOURCES

Function: General Government

Activity: Personnel

Revenues

Charges for Current Services	0	0	0	0
Miscellaneous Revenues	0	0	0	0
Total Revenues	0	0	0	0

Expenditures/Appropriations

Salary and Benefits	5,317,250	5,121,977	6,209,959	6,209,959
Services and Supplies	1,110,633	940,867	1,010,468	1,010,468
Support of Clients	0	0	0	0
Intrafund Expense	201,656	214,588	206,135	206,135
Interfund Expense	32,124	35,423	35,423	35,423
Claims Expense	0	0	0	0

Total Expenditures/Appropriations **6,661,663** **6,312,855** **7,461,985** **7,461,985**

Activity Total: Personnel **6,661,663** **6,312,855** **7,461,985** **7,461,985**

Function Total: General Government **6,661,663** **6,312,855** **7,461,985** **7,461,985**

Grand Total: 350 HUMAN RESOURCES **6,661,663** **6,312,855** **7,461,985** **7,461,985**

County of Marin

Financing Sources and Uses by Budget Unit by Object Governmental Funds Fiscal Year 2021-22

Detail by Revenue Category and Expenditure Object	2019-20 Actual	2020-21 Estimated	2021-22 Recommended	2021-22 Adopted by the Board of Supervisors
1	2	3	4	5

Budget Unit: 360 INFORMATION SVC AND TECHNOLOGY

Function: General Government

Activity: Other General

Revenues

Intergovernmental Revenues	0	275,000	0	0
Charges for Current Services	1,253,381	1,853,567	1,665,174	1,665,174
Miscellaneous Revenues	0	0	0	0
Other Financing Sources	0	0	0	0
Total Revenues	1,253,381	2,128,567	1,665,174	1,665,174

Expenditures/Appropriations

Salary and Benefits	16,415,195	18,064,830	17,056,989	17,056,989
Services and Supplies	7,437,854	7,145,603	5,346,271	5,346,271
Intrafund Expense	(1,073,708)	(1,049,710)	(1,117,814)	(1,117,814)
Interfund Expense	177,498	(108,128)	(27,483)	(27,483)
Total Expenditures/Appropriations	22,956,839	24,052,595	21,257,963	21,257,963

Activity Total: Other General 21,703,458 21,924,028 19,592,789 19,592,789

Function Total: General Government 21,703,458 21,924,028 19,592,789 19,592,789

Grand Total: 360 INFORMATION SVC AND TECHNOLOGY 21,703,458 21,924,028 19,592,789 19,592,789

County of Marin

Financing Sources and Uses by Budget Unit by Object
Governmental Funds
Fiscal Year 2021-22

Detail by Revenue Category and Expenditure Object	2019-20 Actual	2020-21 Estimated	2021-22 Recommended	2021-22 Adopted by the Board of Supervisors
1	2	3	4	5

Budget Unit: 380 MCERA

Function: General Government

Activity: Other General

Revenues

Use of Money and Property	(1,695)	0	0	0
Intergovernmental Revenues	2,480,642	2,711,490	0	0
Miscellaneous Revenues	0	0	3,209,080	3,209,080
Total Revenues	2,478,947	2,711,490	3,209,080	3,209,080

Expenditures/Appropriations

Salary and Benefits	2,658,350	2,670,396	3,189,815	3,189,815
Services and Supplies	348	2,327	0	0
Interfund Expense	0	2,156	19,265	19,265
Total Expenditures/Appropriations	2,658,698	2,674,879	3,209,080	3,209,080

Activity Total: Other General	179,751	(36,611)	0	0
Function Total: General Government	179,751	(36,611)	0	0
Grand Total: 380 MCERA	179,751	(36,611)	0	0

County of Marin

Financing Sources and Uses by Budget Unit by Object
Governmental Funds
Fiscal Year 2021-22

Detail by Revenue Category and Expenditure Object	2019-20 Actual	2020-21 Estimated	2021-22 Recommended	2021-22 Adopted by the Board of Supervisors
1	2	3	4	5

Budget Unit: 390 ELECTIONS
Function: General Government
Activity: Elections

Revenues

Intergovernmental Revenues	635,851	1,701,275	3,120	3,120
Charges for Current Services	674,606	1,069,721	268,000	268,000
Miscellaneous Revenues	8,823	8,223	5,000	5,000
Total Revenues	1,319,280	2,779,219	276,120	276,120

Expenditures/Appropriations

Salary and Benefits	1,710,437	1,992,174	1,858,714	1,858,714
Services and Supplies	2,193,355	1,685,499	1,502,967	1,502,967
Intrafund Expense	153,301	169,261	149,011	149,011
Interfund Expense	9,470	9,633	9,633	9,633
Transfers Out	100,000	0	0	0

Total Expenditures/Appropriations

Total Expenditures/Appropriations	4,166,563	3,856,567	3,520,325	3,520,325
--	------------------	------------------	------------------	------------------

Activity Total: Elections

Activity Total: Elections	2,847,283	1,077,348	3,244,205	3,244,205
----------------------------------	------------------	------------------	------------------	------------------

Function Total: General Government

Function Total: General Government	2,847,283	1,077,348	3,244,205	3,244,205
---	------------------	------------------	------------------	------------------

Grand Total: 390 ELECTIONS

Grand Total: 390 ELECTIONS	2,847,283	1,077,348	3,244,205	3,244,205
-----------------------------------	------------------	------------------	------------------	------------------

County of Marin

Financing Sources and Uses by Budget Unit by Object Governmental Funds Fiscal Year 2021-22

Detail by Revenue Category and Expenditure Object	2019-20 Actual	2020-21 Estimated	2021-22 Recommended	2021-22 Adopted by the Board of Supervisors
1	2	3	4	5

Budget Unit: 400 COMMUNITY DEVELOPMENT AGENCY

Function: Public Protection

Activity: Other Protection

Revenues

Taxes	0	(25,393)	75,000	75,000
Licenses, Permits and Franchises	1,402,252	1,551,803	1,490,904	1,490,904
Fines, Forfeitures, and Penalties	24,485	36,922	49,000	49,000
Use of Money and Property	6,419	2,314	0	0
Intergovernmental Revenues	1,231,373	553,817	0	0
Charges for Current Services	613,059	1,001,324	585,181	585,181
Miscellaneous Revenues	11,232	6,991	0	0
Other Financing Sources	0	0	0	0
Total Revenues	3,288,820	3,127,778	2,200,085	2,200,085

Expenditures/Appropriations

Salary and Benefits	4,888,577	4,974,091	5,102,755	5,102,755
Services and Supplies	1,437,863	1,229,193	365,812	365,812
Intrafund Expense	754,166	813,626	1,045,671	1,045,671
Interfund Expense	118,902	119,800	86,202	86,202
Total Expenditures/Appropriations	7,199,508	7,136,710	6,600,440	6,600,440
Activity Total: Other Protection	3,910,688	4,008,932	4,400,355	4,400,355

County of Marin

Financing Sources and Uses by Budget Unit by Object Governmental Funds Fiscal Year 2021-22

Detail by Revenue Category and Expenditure Object	2019-20 Actual	2020-21 Estimated	2021-22 Recommended	2021-22 Adopted by the Board of Supervisors
1	2	3	4	5

Budget Unit: 400 COMMUNITY DEVELOPMENT AGENCY

Function: Public Protection

Activity: Protective Inspection

Revenues

Licenses, Permits and Franchises	3,049,507	5,050,446	3,808,452	3,808,452
Fines, Forfeitures, and Penalties	0	0	0	0
Use of Money and Property	23,818	4,616	0	0
Charges for Current Services	157,499	272,787	305,035	305,035
Miscellaneous Revenues	0	0	0	0
Other Financing Sources	61,062	117,815	0	0
Total Revenues	3,291,886	5,445,664	4,113,487	4,113,487

Expenditures/Appropriations

Salary and Benefits	2,890,331	2,926,466	2,925,398	2,925,398
Services and Supplies	425,533	393,868	399,050	399,050
Interfund Expense	766,659	777,422	789,039	789,039
Total Expenditures/Appropriations	4,082,523	4,097,756	4,113,487	4,113,487

Activity Total: Protective Inspection	790,637	(1,347,908)	0	0
--	----------------	--------------------	----------	----------

Function Total: Public Protection	4,701,325	2,661,024	4,400,355	4,400,355
--	------------------	------------------	------------------	------------------

County of Marin

Financing Sources and Uses by Budget Unit by Object Governmental Funds Fiscal Year 2021-22

Detail by Revenue Category and Expenditure Object	2019-20 Actual	2020-21 Estimated	2021-22 Recommended	2021-22 Adopted by the Board of Supervisors
1	2	3	4	5

Budget Unit: 400 COMMUNITY DEVELOPMENT AGENCY

Function: Health and Sanitation

Activity: Health

Revenues

Taxes	162,542	160,992	161,200	161,200
Licenses, Permits and Franchises	3,361,983	4,063,322	4,308,603	4,308,603
Use of Money and Property	37,975	11,948	1,123	1,123
Intergovernmental Revenues	103,633	82,976	220,000	220,000
Charges for Current Services	347,107	361,250	284,319	284,319
Miscellaneous Revenues	14,039	8,269	7,000	7,000
Other Financing Sources	122,961	106,918	0	0
Total Revenues	4,150,240	4,795,675	4,982,245	4,982,245

Expenditures/Appropriations

Salary and Benefits	3,409,511	3,228,410	3,983,144	3,983,144
Services and Supplies	279,830	263,983	266,339	266,339
Intrafund Expense	(1)	0	0	0
Interfund Expense	823,576	769,779	960,690	960,690
Other Financing Uses	78,397	99,412	77,259	77,259
Total Expenditures/Appropriations	4,591,313	4,361,584	5,287,432	5,287,432
Activity Total: Health	441,073	(434,091)	305,187	305,187
Function Total: Health and Sanitation	441,073	(434,091)	305,187	305,187

County of Marin

Financing Sources and Uses by Budget Unit by Object Governmental Funds Fiscal Year 2021-22

Detail by Revenue Category and Expenditure Object	2019-20 Actual	2020-21 Estimated	2021-22 Recommended	2021-22 Adopted by the Board of Supervisors
1	2	3	4	5

Budget Unit: 400 COMMUNITY DEVELOPMENT AGENCY

Function: Public Assistance

Activity: Other Assistance

Revenues

Taxes	567,149	556,793	625,000	625,000
Licenses, Permits and Franchises	507,041	610,718	463,550	463,550
Use of Money and Property	(98,229)	125,327	0	0
Intergovernmental Revenues	2,062,103	4,151,049	2,398,844	2,398,844
Charges for Current Services	29,850	(17,473)	0	0
Miscellaneous Revenues	28,728	1,528,314	0	0
Other Financing Sources	7,425,047	1,734,520	425,047	425,047
Total Revenues	10,521,689	8,689,248	3,912,441	3,912,441

Expenditures/Appropriations

Salary and Benefits	1,793,614	1,627,814	2,164,360	2,164,360
Services and Supplies	2,635,079	5,710,520	2,951,070	2,951,070
Capital Assets	4,307,990	0	0	0
Intrafund Expense	(303,811)	(280,973)	(354,453)	(354,453)
Interfund Expense	(552,179)	(590,613)	(726,843)	(726,843)
Transfers Out	175,047	175,047	175,047	175,047
Total Expenditures/Appropriations	8,055,740	6,641,795	4,209,181	4,209,181

Activity Total: Other Assistance (2,465,949) (2,047,453) 296,740 296,740

Function Total: Public Assistance (2,465,949) (2,047,453) 296,740 296,740

Grand Total: 400 COMMUNITY DEVELOPMENT AGENCY 2,676,449 179,480 5,002,282 5,002,282

County of Marin

Financing Sources and Uses by Budget Unit by Object Governmental Funds Fiscal Year 2021-22

Detail by Revenue Category and Expenditure Object	2019-20 Actual	2020-21 Estimated	2021-22 Recommended	2021-22 Adopted by the Board of Supervisors
1	2	3	4	5

Budget Unit: 410 DEPARTMENT OF PUBLIC WORKS

Function: General Government

Activity: Communication

Revenues

Use of Money and Property	19,626	20,215	15,000	15,000
Intergovernmental Revenues	623,759	6,568,565	0	0
Charges for Current Services	1,083,945	1,124,423	1,323,000	1,323,000
Miscellaneous Revenues	0	755	0	0
Other Financing Sources	0	336,785	0	0
Total Revenues	1,727,330	8,050,743	1,338,000	1,338,000

Expenditures/Appropriations

Salary and Benefits	2,213,666	2,285,212	2,788,208	2,788,208
Services and Supplies	1,595,021	7,100,237	476,650	476,650
Intrafund Expense	395,796	412,427	425,149	425,149
Interfund Expense	47,822	39,722	38,649	38,649
Total Expenditures/Appropriations	4,252,305	9,837,598	3,728,656	3,728,656
Activity Total: Communication	2,524,975	1,786,855	2,390,656	2,390,656

County of Marin

Financing Sources and Uses by Budget Unit by Object Governmental Funds Fiscal Year 2021-22

Detail by Revenue Category and Expenditure Object	2019-20 Actual	2020-21 Estimated	2021-22 Recommended	2021-22 Adopted by the Board of Supervisors
1	2	3	4	5

Budget Unit: 410 DEPARTMENT OF PUBLIC WORKS

Function: General Government

Activity: Finance

Revenues

Miscellaneous Revenues	25,835	16,868	32,000	32,000
Total Revenues	25,835	16,868	32,000	32,000

Expenditures/Appropriations

Salary and Benefits	928,970	1,111,345	790,913	790,913
Services and Supplies	19,986	14,507	37,000	37,000
Intrafund Expense	230,627	243,297	225,416	225,416
Interfund Expense	4,736	6,027	6,027	6,027
Total Expenditures/Appropriations	1,184,319	1,375,176	1,059,356	1,059,356
Activity Total: Finance	1,158,484	1,358,308	1,027,356	1,027,356

County of Marin

Financing Sources and Uses by Budget Unit by Object
Governmental Funds
Fiscal Year 2021-22

Detail by Revenue Category and Expenditure Object	2019-20 Actual	2020-21 Estimated	2021-22 Recommended	2021-22 Adopted by the Board of Supervisors
1	2	3	4	5

Budget Unit: 410 DEPARTMENT OF PUBLIC WORKS

Function: General Government

Activity: Other General

Revenues

Intergovernmental Revenues	2,378,220	459,164	10,140	10,140
Charges for Current Services	1,759,738	3,197,757	1,818,367	1,818,367
Miscellaneous Revenues	12,249	23,040	0	0
Other Financing Sources	0	40,000	0	0
Total Revenues	4,150,207	3,719,961	1,828,507	1,828,507
Expenditures/Appropriations				
Salary and Benefits	4,737,015	5,496,451	4,536,874	4,536,874
Services and Supplies	6,391,438	3,797,543	3,096,000	3,096,000
Intrafund Expense	(1,621,317)	(1,139,685)	(1,568,694)	(1,568,694)
Interfund Expense	198,838	292,173	302,313	302,313
Transfers Out	0	0	0	0
Total Expenditures/Appropriations	9,705,974	8,446,482	6,366,493	6,366,493
Activity Total: Other General	5,555,767	4,726,521	4,537,986	4,537,986

County of Marin

Financing Sources and Uses by Budget Unit by Object Governmental Funds Fiscal Year 2021-22

Detail by Revenue Category and Expenditure Object	2019-20 Actual	2020-21 Estimated	2021-22 Recommended	2021-22 Adopted by the Board of Supervisors
1	2	3	4	5

Budget Unit: 410 DEPARTMENT OF PUBLIC WORKS

Function: General Government

Activity: Plant Acquisition

Revenues

Licenses, Permits and Franchises	366,981	290,802	250,000	250,000
Use of Money and Property	(105,047)	0	0	0
Intergovernmental Revenues	300,000	266,771	0	0
Charges for Current Services	1,212,702	1,118,677	1,067,822	1,067,822
Miscellaneous Revenues	110,285	0	0	0
Other Financing Sources	2,380,000	4,515,500	7,000,000	7,000,000
Total Revenues	4,264,921	6,191,750	8,317,822	8,317,822

Expenditures/Appropriations

Salary and Benefits	3,058,007	3,362,553	4,364,296	4,364,296
Services and Supplies	14,202,817	2,586,234	7,057,450	7,057,450
Intrafund Expense	214,644	148,854	317,139	317,139
Interfund Expense	942,720	797,512	888,142	888,142
Transfers Out	0	550,000	0	0
Total Expenditures/Appropriations	18,418,188	7,445,153	12,627,027	12,627,027

Activity Total: Plant Acquisition	14,153,267	1,253,403	4,309,205	4,309,205
--	-------------------	------------------	------------------	------------------

County of Marin

Financing Sources and Uses by Budget Unit by Object Governmental Funds Fiscal Year 2021-22

Detail by Revenue Category and Expenditure Object	2019-20 Actual	2020-21 Estimated	2021-22 Recommended	2021-22 Adopted by the Board of Supervisors
1	2	3	4	5

Budget Unit: 410 DEPARTMENT OF PUBLIC WORKS

Function: General Government

Activity: Property Management

Revenues

Licenses, Permits and Franchises	0	0	0	0
Use of Money and Property	556,228	547,205	578,665	578,665
Intergovernmental Revenues	293,658	168,387	180,000	180,000
Charges for Current Services	2,080,342	2,270,568	2,628,841	2,628,841
Miscellaneous Revenues	7,151	10,980	5,000	5,000
Other Financing Sources	4,454,000	2,120,533	0	0
Total Revenues	7,391,379	5,117,673	3,392,506	3,392,506

Expenditures/Appropriations

Salary and Benefits	5,586,400	5,838,342	6,467,089	6,467,089
Services and Supplies	7,282,889	8,008,756	5,265,525	5,265,525
Capital Assets	0	0	0	0
Intrafund Expense	(3,702,759)	(2,682,270)	(5,062,406)	(5,062,406)
Interfund Expense	113,688	228,284	107,397	107,397
Other Financing Uses	310,366	310,326	331,429	331,429
Transfers Out	17,700	0	0	0
Total Expenditures/Appropriations	9,608,284	11,703,438	7,109,034	7,109,034

Activity Total: Property Management 2,216,905 6,585,765 3,716,528 3,716,528

Function Total: General Government 25,609,398 15,710,852 15,981,731 15,981,731

County of Marin

Financing Sources and Uses by Budget Unit by Object
Governmental Funds
Fiscal Year 2021-22

Detail by Revenue Category and Expenditure Object	2019-20 Actual	2020-21 Estimated	2021-22 Recommended	2021-22 Adopted by the Board of Supervisors
1	2	3	4	5

Budget Unit: 410 DEPARTMENT OF PUBLIC WORKS

Function: Public Protection

Activity: Flood Cntrl and Soil and Water Conserv

Revenues

Intergovernmental Revenues	0	0	0	0
Charges for Current Services	501,203	455,341	515,000	515,000
Miscellaneous Revenues	2,120	0	0	0
Total Revenues	503,323	455,341	515,000	515,000

Expenditures/Appropriations

Salary and Benefits	748,216	696,185	665,340	665,340
Services and Supplies	81,241	173,233	210,000	210,000
Intrafund Expense	17,452	22,244	17,777	17,777
Interfund Expense	3,785	3,853	3,853	3,853
Total Expenditures/Appropriations	850,694	895,515	896,970	896,970
Activity Total: Flood Cntrl and Soil and Water Conserv	347,371	440,174	381,970	381,970

County of Marin

Financing Sources and Uses by Budget Unit by Object Governmental Funds Fiscal Year 2021-22

Detail by Revenue Category and Expenditure Object	2019-20 Actual	2020-21 Estimated	2021-22 Recommended	2021-22 Adopted by the Board of Supervisors
1	2	3	4	5

Budget Unit: 410 DEPARTMENT OF PUBLIC WORKS

Function: Public Protection

Activity: Other Protection

Revenues

Licenses, Permits and Franchises	0	0	0	0
Intergovernmental Revenues	154,234	551,168	0	0
Charges for Current Services	2,956,021	2,877,215	4,146,490	4,146,490
Miscellaneous Revenues	15,492	17,475	5,000	5,000
Other Financing Sources	0	15,000	0	0
Total Revenues	3,125,747	3,460,858	4,151,490	4,151,490

Expenditures/Appropriations

Salary and Benefits	3,577,889	3,934,220	4,396,084	4,396,084
Services and Supplies	505,302	745,389	340,820	340,820
Intrafund Expense	412,065	432,620	423,000	423,000
Interfund Expense	37,778	40,312	38,197	38,197
Transfers Out	4,693	0	0	0
Total Expenditures/Appropriations	4,537,727	5,152,541	5,198,101	5,198,101

Activity Total: Other Protection 1,411,980 1,691,683 1,046,611 1,046,611

Function Total: Public Protection 1,759,351 2,131,857 1,428,581 1,428,581

County of Marin

Financing Sources and Uses by Budget Unit by Object Governmental Funds Fiscal Year 2021-22

Detail by Revenue Category and Expenditure Object	2019-20 Actual	2020-21 Estimated	2021-22 Recommended	2021-22 Adopted by the Board of Supervisors
1	2	3	4	5

Budget Unit: 410 DEPARTMENT OF PUBLIC WORKS

Function: Public Ways and Facilities

Activity: Public Ways

Revenues

Licenses, Permits and Franchises	1,503,921	2,533,319	1,406,000	1,406,000
Use of Money and Property	627,292	247,888	22,500	22,500
Intergovernmental Revenues	16,034,320	28,460,399	12,022,416	12,022,416
Charges for Current Services	1,020,347	1,566,907	1,624,500	1,624,500
Miscellaneous Revenues	64,833	(24,536)	45,000	45,000
Other Financing Sources	13,197,271	13,221,482	12,332,550	12,332,550
Total Revenues	32,447,984	46,005,459	27,452,966	27,452,966

Expenditures/Appropriations

Salary and Benefits	11,458,487	11,064,955	12,463,896	12,463,896
Services and Supplies	14,076,379	31,884,418	14,721,235	14,721,235
Capital Assets	0	0	0	0
Intrafund Expense	(1,803,604)	(1,990,215)	(1,736,603)	(1,736,603)
Interfund Expense	1,891,794	2,664,774	2,385,406	2,385,406
Transfers Out	1,060,000	960,000	960,000	960,000
Total Expenditures/Appropriations	26,683,056	44,583,932	28,793,934	28,793,934

Activity Total: Public Ways	(5,764,928)	(1,421,527)	1,340,968	1,340,968
------------------------------------	--------------------	--------------------	------------------	------------------

Function Total: Public Ways and Facilities	(5,764,928)	(1,421,527)	1,340,968	1,340,968
---	--------------------	--------------------	------------------	------------------

County of Marin

Financing Sources and Uses by Budget Unit by Object Governmental Funds Fiscal Year 2021-22

Detail by Revenue Category and Expenditure Object	2019-20 Actual	2020-21 Estimated	2021-22 Recommended	2021-22 Adopted by the Board of Supervisors
1	2	3	4	5

Budget Unit: 410 DEPARTMENT OF PUBLIC WORKS

Function: Health and Sanitation

Activity: Sanitation Refuse Collect and Disposal

Revenues

Licenses, Permits and Franchises	1,491,811	1,686,528	1,444,360	1,444,360
Intergovernmental Revenues	95,451	82,703	87,800	87,800
Charges for Current Services	0	0	0	0
Miscellaneous Revenues	0	3,873	0	0
Other Financing Sources	20,000	20,000	20,000	20,000
Total Revenues	1,607,262	1,793,104	1,552,160	1,552,160

Expenditures/Appropriations

Salary and Benefits	613,592	509,961	856,618	856,618
Services and Supplies	170,416	174,580	216,650	216,650
Intrafund Expense	846,426	780,017	705,845	705,845
Interfund Expense	4,736	4,816	4,816	4,816
Transfers Out	20,000	20,000	20,000	20,000
Total Expenditures/Appropriations	1,655,170	1,489,374	1,803,929	1,803,929

Activity Total: Sanitation Refuse Collect and Disposal	47,908	(303,730)	251,769	251,769
Function Total: Health and Sanitation	47,908	(303,730)	251,769	251,769

Grand Total: 410 DEPARTMENT OF PUBLIC WORKS	21,651,729	16,117,452	19,003,049	19,003,049
--	-------------------	-------------------	-------------------	-------------------

County of Marin

Financing Sources and Uses by Budget Unit by Object Governmental Funds Fiscal Year 2021-22

Detail by Revenue Category and Expenditure Object	2019-20 Actual	2020-21 Estimated	2021-22 Recommended	2021-22 Adopted by the Board of Supervisors
1	2	3	4	5

Budget Unit: 500 AGRICULTURE WEIGHTS MEASURES

Function: Public Protection

Activity: Protective Inspection

Revenues

Licenses, Permits and Franchises	9,297	9,827	8,000	8,000
Fines, Forfeitures, and Penalties	7,176	3,359	9,000	9,000
Intergovernmental Revenues	1,020,030	1,168,452	1,052,900	1,052,900
Charges for Current Services	321,283	386,204	383,500	383,500
Miscellaneous Revenues	784	0	0	0
Total Revenues	1,358,570	1,567,842	1,453,400	1,453,400

Expenditures/Appropriations

Salary and Benefits	2,002,644	1,816,545	2,148,512	2,148,512
Services and Supplies	223,166	269,687	187,802	187,802
Intrafund Expense	409,151	438,507	445,469	445,469
Interfund Expense	99,073	43,136	43,136	43,136
Contingencies	0	0	100,000	100,000
Total Expenditures/Appropriations	2,734,034	2,567,875	2,924,919	2,924,919

Activity Total: Protective Inspection

1,375,464 1,000,033 1,471,519 1,471,519

Function Total: Public Protection

1,375,464 1,000,033 1,471,519 1,471,519

Grand Total: 500 AGRICULTURE WEIGHTS MEASURES

1,375,464 1,000,033 1,471,519 1,471,519

County of Marin

Financing Sources and Uses by Budget Unit by Object Governmental Funds Fiscal Year 2021-22

Detail by Revenue Category and Expenditure Object	2019-20 Actual	2020-21 Estimated	2021-22 Recommended	2021-22 Adopted by the Board of Supervisors
1	2	3	4	5

Budget Unit: 510 UCCE FARM ADVISOR

Function: Education

Activity: Agricultural Education

Revenues

Intergovernmental Revenues	3,500	3,500	3,500	3,500
Other Financing Sources	2,500	2,500	0	0
Total Revenues	6,000	6,000	3,500	3,500

Expenditures/Appropriations

Salary and Benefits	177,722	197,873	212,571	212,571
Services and Supplies	8,540	6,918	7,722	7,722
Intrafund Expense	82,965	96,233	94,902	94,902
Interfund Expense	20,575	20,605	11,341	11,341
Total Expenditures/Appropriations	289,802	321,629	326,536	326,536

Activity Total: Agricultural Education

	283,802	315,629	323,036	323,036
--	----------------	----------------	----------------	----------------

Function Total: Education

	283,802	315,629	323,036	323,036
--	----------------	----------------	----------------	----------------

Grand Total: 510 UCCE FARM ADVISOR

	283,802	315,629	323,036	323,036
--	----------------	----------------	----------------	----------------

County of Marin

Financing Sources and Uses by Budget Unit by Object
Governmental Funds
Fiscal Year 2021-22

Detail by Revenue Category and Expenditure Object	2019-20 Actual	2020-21 Estimated	2021-22 Recommended	2021-22 Adopted by the Board of Supervisors
1	2	3	4	5

Budget Unit: 520 MARIN COUNTY PARKS

Function: General Government

Activity: Plant Acquisition

Revenues

Intergovernmental Revenues	500,000	0	0	0
Other Financing Sources	1,095,272	0	0	0
Total Revenues	1,595,272	0	0	0

Expenditures/Appropriations

Salary and Benefits	0	0	0	0
Services and Supplies	17,796	144	0	0
Capital Assets	1,595,272	0	0	0
Interfund Expense	0	0	0	0
Transfers Out	4,390,943	0	0	0
Total Expenditures/Appropriations	6,004,011	144	0	0

Activity Total: Plant Acquisition

4,408,739

144

0

0

Function Total: General Government

4,408,739

144

0

0

County of Marin

Financing Sources and Uses by Budget Unit by Object
Governmental Funds
Fiscal Year 2021-22

Detail by Revenue Category and Expenditure Object	2019-20 Actual	2020-21 Estimated	2021-22 Recommended	2021-22 Adopted by the Board of Supervisors
1	2	3	4	5

Budget Unit: 520 MARIN COUNTY PARKS
Function: Recreation and Cultural Services
Activity: Recreation Facilities

Revenues

Taxes	13,766,174	15,547,563	14,056,159	14,056,159
Licenses, Permits and Franchises	11,707	43,674	0	0
Fines, Forfeitures, and Penalties	591	767	0	0
Use of Money and Property	775,634	895,889	810,644	810,644
Intergovernmental Revenues	318,654	124,310	35,000	35,000
Charges for Current Services	1,594,188	1,713,903	1,784,483	1,784,483
Miscellaneous Revenues	921,985	118,647	30,751	30,751
Other Financing Sources	0	273,768	0	0
Total Revenues	17,388,933	18,718,521	16,717,037	16,717,037

Expenditures/Appropriations

Salary and Benefits	8,081,949	8,233,675	9,272,610	9,272,610
Services and Supplies	8,169,152	6,856,129	6,857,605	6,857,605
Capital Assets	0	0	85,000	85,000
Intrafund Expense	74,842	(1,435,484)	(1,399,150)	(1,399,150)
Interfund Expense	1,234,522	1,413,893	604,063	604,063
Other Financing Uses	0	0	0	0
Transfers Out	15,000	260,151	0	0
Contingencies	0	0	4,399,016	4,399,016
Total Expenditures/Appropriations	17,575,465	15,328,364	19,819,144	19,819,144
Activity Total: Recreation Facilities	186,532	(3,390,157)	3,102,107	3,102,107

County of Marin

Financing Sources and Uses by Budget Unit by Object
Governmental Funds
Fiscal Year 2021-22

Detail by Revenue Category and Expenditure Object	2019-20 Actual	2020-21 Estimated	2021-22 Recommended	2021-22 Adopted by the Board of Supervisors
1	2	3	4	5
Function Total: Recreation and Cultural Services	186,532	(3,390,157)	3,102,107	3,102,107
Grand Total: 520 MARIN COUNTY PARKS	4,595,271	(3,390,013)	3,102,107	3,102,107

County of Marin

Financing Sources and Uses by Budget Unit by Object Governmental Funds Fiscal Year 2021-22

Detail by Revenue Category and Expenditure Object	2019-20 Actual	2020-21 Estimated	2021-22 Recommended	2021-22 Adopted by the Board of Supervisors
1	2	3	4	5

Budget Unit: 530 CULTURAL SERVICES

Function: General Government

Activity: Property Management

Revenues

Charges for Current Services	243	11,946	0	0
Miscellaneous Revenues	1,121	711	858	858
Total Revenues	1,364	12,657	858	858

Expenditures/Appropriations

Salary and Benefits	232,810	72,107	289,832	289,832
Services and Supplies	40,252	16,380	36,100	36,100
Intrafund Expense	0	(198)	0	0
Interfund Expense	1,895	1,927	1,927	1,927
Total Expenditures/Appropriations	274,957	90,216	327,859	327,859

Activity Total: Property Management

	273,593	77,559	327,001	327,001
--	----------------	---------------	----------------	----------------

Function Total: General Government

	273,593	77,559	327,001	327,001
--	----------------	---------------	----------------	----------------

County of Marin

Financing Sources and Uses by Budget Unit by Object Governmental Funds Fiscal Year 2021-22

Detail by Revenue Category and Expenditure Object	2019-20 Actual	2020-21 Estimated	2021-22 Recommended	2021-22 Adopted by the Board of Supervisors
1	2	3	4	5

Budget Unit: 530 CULTURAL SERVICES
Function: Recreation and Cultural Services
Activity: Cultural Services

Revenues

Licenses, Permits and Franchises	2,672	0	0	0
Use of Money and Property	705,293	442,703	525,091	525,091
Intergovernmental Revenues	0	0	0	0
Charges for Current Services	826,478	105,581	509,667	509,667
Miscellaneous Revenues	413,867	25,042	190,843	190,843
Other Financing Sources	0	0	0	0
Total Revenues	1,948,310	573,326	1,225,601	1,225,601

Expenditures/Appropriations

Salary and Benefits	2,016,883	1,274,451	2,200,103	2,200,103
Services and Supplies	862,563	353,015	541,086	541,086
Intrafund Expense	566,328	548,067	669,294	669,294
Interfund Expense	12,786	23,707	12,148	12,148
Other Financing Uses	61,930	61,930	62,000	62,000

Total Expenditures/Appropriations **3,520,490** **2,261,170** **3,484,631** **3,484,631**

Activity Total: Cultural Services **1,572,180** **1,687,844** **2,259,030** **2,259,030**

Function Total: Recreation and Cultural Services **1,572,180** **1,687,844** **2,259,030** **2,259,030**

Grand Total: 530 CULTURAL SERVICES **1,845,773** **1,765,403** **2,586,031** **2,586,031**

County of Marin

Financing Sources and Uses by Budget Unit by Object
Governmental Funds
Fiscal Year 2021-22

Detail by Revenue Category and Expenditure Object	2019-20 Actual	2020-21 Estimated	2021-22 Recommended	2021-22 Adopted by the Board of Supervisors
1	2	3	4	5

Budget Unit: 540 MARIN COUNTY FREE LIBRARY

Function: General Government

Activity: Plant Acquisition

Revenues

Taxes	0	0	0	0
Total Revenues	0	0	0	0

Expenditures/Appropriations

Services and Supplies	5,734	37,766	100,000	100,000
Capital Assets	32,343	532,579	1,000,000	1,000,000
Interfund Expense	0	0	0	0
Transfers Out	0	0	0	0
Total Expenditures/Appropriations	38,077	570,345	1,100,000	1,100,000
Activity Total: Plant Acquisition	38,077	570,345	1,100,000	1,100,000
Function Total: General Government	38,077	570,345	1,100,000	1,100,000

County of Marin

Financing Sources and Uses by Budget Unit by Object Governmental Funds Fiscal Year 2021-22

Detail by Revenue Category and Expenditure Object	2019-20 Actual	2020-21 Estimated	2021-22 Recommended	2021-22 Adopted by the Board of Supervisors
1	2	3	4	5

Budget Unit: 540 MARIN COUNTY FREE LIBRARY

Function: Education

Activity: Library Services

Revenues

Taxes	16,695,910	17,340,000	17,390,875	17,390,875
Use of Money and Property	182,988	70,340	0	0
Intergovernmental Revenues	43,109	42,676	43,600	43,600
Charges for Current Services	754,242	653,670	565,000	565,000
Miscellaneous Revenues	51,334	318,350	35,100	35,100
Other Financing Sources	2,350,042	2,920,331	2,377,000	2,377,000
Total Revenues	20,077,625	21,345,367	20,411,575	20,411,575

Expenditures/Appropriations

Salary and Benefits	11,448,500	11,361,461	13,826,775	13,826,775
Services and Supplies	3,868,738	3,873,865	4,346,038	4,346,038
Capital Assets	164,234	1,065,120	0	0
Interfund Expense	1,002,793	1,381,187	1,387,733	1,387,733
Other Financing Uses	0	0	0	0
Transfers Out	2,074,931	2,077,392	2,180,000	2,180,000
Total Expenditures/Appropriations	18,559,196	19,759,025	21,740,546	21,740,546

Activity Total: Library Services (1,518,429) (1,586,342) 1,328,971 1,328,971

Function Total: Education (1,518,429) (1,586,342) 1,328,971 1,328,971

Grand Total: 540 MARIN COUNTY FREE LIBRARY (1,480,352) (1,015,997) 2,428,971 2,428,971

County of Marin

Financing Sources and Uses by Budget Unit by Object
Governmental Funds
Fiscal Year 2021-22

Detail by Revenue Category and Expenditure Object	2019-20 Actual	2020-21 Estimated	2021-22 Recommended	2021-22 Adopted by the Board of Supervisors
1	2	3	4	5

Budget Unit: 653 WASTE MANAGEMENT JPA

Function: Public Protection

Activity: Flood Cntrl and Soil and Water Conserv

Revenues

Use of Money and Property	1,586	583	0	0
Total Revenues	1,586	583	0	0

Expenditures/Appropriations

Transfers Out	0	0	0	0
Total Expenditures/Appropriations	0	0	0	0

Activity Total: Flood Cntrl and Soil and Water Conserv	(1,586)	(583)	0	0
Function Total: Public Protection	(1,586)	(583)	0	0
Grand Total: 653 WASTE MANAGEMENT JPA	(1,586)	(583)	0	0

County of Marin

Financing Sources and Uses by Budget Unit by Object
Governmental Funds
Fiscal Year 2021-22

Detail by Revenue Category and Expenditure Object	2019-20 Actual	2020-21 Estimated	2021-22 Recommended	2021-22 Adopted by the Board of Supervisors
1	2	3	4	5

Budget Unit: 659 MARIN COUNTY OPEN SPACE

Function: Recreation and Cultural Services

Activity: Recreation Facilities

Revenues

Use of Money and Property	402	153	0	0
Total Revenues	402	153	0	0

Expenditures/Appropriations

Services and Supplies	0	0	0	0
Transfers Out	0	0	0	0
Total Expenditures/Appropriations	0	0	0	0

Activity Total: Recreation Facilities

(402) (153) 0 0

Function Total: Recreation and Cultural Services

(402) (153) 0 0

Grand Total: 659 MARIN COUNTY OPEN SPACE

(402) (153) 0 0

County of Marin

Financing Sources and Uses by Budget Unit by Object
Governmental Funds
Fiscal Year 2021-22

Detail by Revenue Category and Expenditure Object	2019-20 Actual	2020-21 Estimated	2021-22 Recommended	2021-22 Adopted by the Board of Supervisors
1	2	3	4	5

Budget Unit: 738 WOODACRE CREEK RESTORATION

Function: Public Protection

Activity: Flood Cntrl and Soil and Water Conserv

Revenues

Use of Money and Property	11	4	0	0
Total Revenues	11	4	0	0
Activity Total: Flood Cntrl and Soil and Water Conserv	(11)	(4)	0	0
Function Total: Public Protection	(11)	(4)	0	0
Grand Total: 738 WOODACRE CREEK RESTORATION	(11)	(4)	0	0

County of Marin

Financing Sources and Uses by Budget Unit by Object
Governmental Funds
Fiscal Year 2021-22

Detail by Revenue Category and Expenditure Object	2019-20 Actual	2020-21 Estimated	2021-22 Recommended	2021-22 Adopted by the Board of Supervisors
1	2	3	4	5

Budget Unit: 900 NON DEPARTMENTAL

Function: General Government

Activity: Legislative and Administrative

Revenues

Intergovernmental Revenues	0	0	55,500	55,500
Total Revenues	0	0	55,500	55,500

Expenditures/Appropriations

Transfers Out	55,500	0	55,500	55,500
Total Expenditures/Appropriations	55,500	0	55,500	55,500
Activity Total: Legislative and Administrative	55,500	0	0	0

County of Marin

Financing Sources and Uses by Budget Unit by Object
Governmental Funds
Fiscal Year 2021-22

Detail by Revenue Category and Expenditure Object	2019-20 Actual	2020-21 Estimated	2021-22 Recommended	2021-22 Adopted by the Board of Supervisors
1	2	3	4	5

Budget Unit: 900 NON DEPARTMENTAL

Function: General Government

Activity: Other General

Revenues

Taxes	246,569,713	259,595,643	246,495,000	246,495,000
Licenses, Permits and Franchises	2,844,213	2,640,571	1,800,000	1,800,000
Fines, Forfeitures, and Penalties	3,637,434	7,393,304	3,934,108	3,934,108
Use of Money and Property	7,389,643	2,318,682	652,500	652,500
Intergovernmental Revenues	1,425,214	1,521,229	635,000	635,000
Charges for Current Services	1,969,739	2,030,055	1,637,868	1,637,868
Miscellaneous Revenues	2,665,105	3,269,028	13,880,613	13,880,613
Other Financing Sources	16,769,135	37,159,409	5,637,275	5,637,275
Total Revenues	283,270,196	315,927,921	274,672,364	274,672,364

Expenditures/Appropriations

Salary and Benefits	757,449	365,248	750,000	750,000
Services and Supplies	8,678,201	9,195,872	51,737,482	51,737,482
Capital Assets	0	0	0	0
Intrafund Expense	(3,504,966)	(3,479,258)	(3,409,151)	(3,409,151)
Interfund Expense	(15,447,641)	(16,102,830)	(18,552,049)	(18,552,049)
Other Financing Uses	18,952,844	19,783,943	19,310,888	19,310,888
Transfers Out	30,315,427	29,177,441	27,956,088	27,956,088
Claims Expense	0	0	0	0
Total Expenditures/Appropriations	39,751,314	38,940,416	77,793,258	77,793,258
Activity Total: Other General	(243,518,882)	(276,987,505)	(196,879,106)	(196,879,106)

County of Marin

Financing Sources and Uses by Budget Unit by Object
Governmental Funds
Fiscal Year 2021-22

Detail by Revenue Category and Expenditure Object	2019-20 Actual	2020-21 Estimated	2021-22 Recommended	2021-22 Adopted by the Board of Supervisors
1	2	3	4	5

Function Total: General Government	(243,463,382)	(276,987,505)	(196,879,106)	(196,879,106)
---	----------------------	----------------------	----------------------	----------------------

County of Marin

Financing Sources and Uses by Budget Unit by Object
Governmental Funds
Fiscal Year 2021-22

Detail by Revenue Category and Expenditure Object	2019-20 Actual	2020-21 Estimated	2021-22 Recommended	2021-22 Adopted by the Board of Supervisors
1	2	3	4	5

Budget Unit: 900 NON DEPARTMENTAL

Function: Public Protection

Activity: Fire Protection

Expenditures/Appropriations

Services and Supplies	0	17,412	0	0
Intrafund Expense	0	920	0	0
Total Expenditures/Appropriations	0	18,332	0	0
Activity Total: Fire Protection	0	18,332	0	0

County of Marin

Financing Sources and Uses by Budget Unit by Object Governmental Funds Fiscal Year 2021-22

Detail by Revenue Category and Expenditure Object	2019-20 Actual	2020-21 Estimated	2021-22 Recommended	2021-22 Adopted by the Board of Supervisors
1	2	3	4	5

Budget Unit: 900 NON DEPARTMENTAL

Function: Public Protection

Activity: Judicial

Revenues

Fines, Forfeitures, and Penalties	461,379	301,371	450,000	450,000
Intergovernmental Revenues	523,410	652,032	575,117	575,117
Charges for Current Services	0	(15)	4,000	4,000
Miscellaneous Revenues	1,520	1,052	2,000	2,000
Total Revenues	986,309	954,440	1,031,117	1,031,117

Expenditures/Appropriations

Salary and Benefits	1,909	0	3,200	3,200
Services and Supplies	2,341,840	1,994,966	1,901,500	1,901,500
Support of Clients	0	0	52,000	52,000
Claims Expense	256,000	205,167	152,000	152,000
Total Expenditures/Appropriations	2,599,749	2,200,133	2,108,700	2,108,700

Activity Total: Judicial	1,613,440	1,245,693	1,077,583	1,077,583
---------------------------------	------------------	------------------	------------------	------------------

County of Marin

Financing Sources and Uses by Budget Unit by Object Governmental Funds Fiscal Year 2021-22

Detail by Revenue Category and Expenditure Object	2019-20 Actual	2020-21 Estimated	2021-22 Recommended	2021-22 Adopted by the Board of Supervisors
1	2	3	4	5

Budget Unit: 900 NON DEPARTMENTAL

Function: Public Protection

Activity: Other Protection

Revenues

Licenses, Permits and Franchises	0	0	250,000	250,000
Fines, Forfeitures, and Penalties	29,130	25,447	46,930	46,930
Use of Money and Property	711	227	0	0
Intergovernmental Revenues	3,786,709	25,596,109	750,000	750,000
Charges for Current Services	0	0	2,461,509	2,461,509
Miscellaneous Revenues	1,110,000	1,232,585	0	0
Other Financing Sources	1,050,000	0	0	0

Total Revenues	5,976,550	26,854,368	3,508,439	3,508,439
-----------------------	------------------	-------------------	------------------	------------------

Expenditures/Appropriations

Salary and Benefits	20,662	994,476	592,588	592,588
Services and Supplies	4,274,726	16,672,598	3,742,190	3,742,190
Intrafund Expense	7,855	69,868	5,000	5,000
Interfund Expense	0	179,612	157,412	157,412
Transfers Out	1,852,500	77,500	0	0
Total Expenditures/Appropriations	6,155,743	17,994,054	4,497,190	4,497,190

Activity Total: Other Protection	179,193	(8,860,314)	988,751	988,751
---	----------------	--------------------	----------------	----------------

Function Total: Public Protection	1,792,633	(7,596,289)	2,066,334	2,066,334
--	------------------	--------------------	------------------	------------------

County of Marin

Financing Sources and Uses by Budget Unit by Object
Governmental Funds
Fiscal Year 2021-22

Detail by Revenue Category and Expenditure Object	2019-20 Actual	2020-21 Estimated	2021-22 Recommended	2021-22 Adopted by the Board of Supervisors
1	2	3	4	5

Budget Unit: 900 NON DEPARTMENTAL

Function: Health and Sanitation

Activity: Health

Revenues

Use of Money and Property	(91)	82,475	0	0
Intergovernmental Revenues	0	35,340,920	0	0
Other Financing Sources	43,897,809	57,800,846	58,868,395	58,868,395
Total Revenues	43,897,718	93,224,241	58,868,395	58,868,395

Expenditures/Appropriations

Services and Supplies	0	8,795,747	0	0
Transfers Out	45,047,202	80,644,577	61,368,395	61,368,395
Total Expenditures/Appropriations	45,047,202	89,440,324	61,368,395	61,368,395
Activity Total: Health	1,149,484	(3,783,917)	2,500,000	2,500,000
Function Total: Health and Sanitation	1,149,484	(3,783,917)	2,500,000	2,500,000

County of Marin

Financing Sources and Uses by Budget Unit by Object Governmental Funds Fiscal Year 2021-22

Detail by Revenue Category and Expenditure Object	2019-20 Actual	2020-21 Estimated	2021-22 Recommended	2021-22 Adopted by the Board of Supervisors
1	2	3	4	5

Budget Unit: 900 NON DEPARTMENTAL

Function: Public Assistance

Activity: Other Assistance

Revenues

Intergovernmental Revenues	0	11,471,816	0	0
Total Revenues	0	11,471,816	0	0

Expenditures/Appropriations

Salary and Benefits	0	48,167	0	0
Services and Supplies	0	5,938,438	0	0
Intrafund Expense	0	254	0	0
Interfund Expense	0	15,543	0	0
Total Expenditures/Appropriations	0	6,002,402	0	0
Activity Total: Other Assistance	0	(5,469,414)	0	0
Function Total: Public Assistance	0	(5,469,414)	0	0

Grand Total:	900 NON DEPARTMENTAL	(240,521,265)	(293,837,125)	(192,312,772)
---------------------	-----------------------------	----------------------	----------------------	----------------------

Road Fund Work Program Statement

**2022 Requested Budget Road Fund Work Program Statement
Road Fund 2160**

Financing Sources

	2020-21 Adopted	2021-22 Adopted
Unreserved Fund Balance Designated	1,667,839	
Revenues From Use of Money and Property	2,500	2,500
Intergovernmental Revenues	4,389,000	5,938,637
Charges for Current Services	1,100,000	1,100,000
Other Financing Sources	4,453,786	4,307,550
Miscellaneous	45,000	45,000
Total Sources	11,658,125	11,393,687

Financing Uses

By Object		
Salaries & Benefits	6,860,193	6,796,431
Services & Supplies	1,854,041	1,787,245
Capital Assets	100,000	100,000
Interfund Expenses	2,843,891	2,710,011
Appropriation for Contingencies		
Total by Object	11,658,125	11,393,687
Administration		
Salaries & Benefits	253,665	253,665
Services & Supplies	-	-
Total by Administration	253,665	253,665
Total Construction	0	0
Maintenance		
Salaries & Benefits	6,606,528	6,796,431
Services & Supplies	1,854,041	1,787,245
Total Maintenance	8,460,569	8,583,676
Vehicle Acquisition	100,000	100,000
Reimbursable Work	2,843,891	2,456,346
Total Work Program	11,658,125	11,393,687
Appropriation for Contingencies	0	0
Total Uses	11,658,125	11,393,687

Proprietary Funds Budget Forms

County of Marin

**Operation of Internal Service Fund
Fiscal Year 2021-22**

Fund Title: 6600 Workers' Compensation

Service Activity: Other General

Operating Detail	2019-20 Actual	2020-21 Estimated	2021-22 Recommended	2021-22 Adopted by the Board of Supervisors
1	2	3	4	5

Operating Revenues

Miscellaneous Revenues	8,692,789	10,103,013	6,556,163	6,556,163
Total Operating Revenues	8,692,789	10,103,013	6,556,163	6,556,163

Operating Expenditures/Appropriations

Salary and Employee Benefits	228,112	231,166	253,711	253,711
Services and Supplies	2,422,930	2,280,229	6,042	6,042
Interfund Expense	1,372	8,301	11,410	11,410
Claims Expense	976,197	3,323,711	6,285,000	6,285,000
Total Operating Expenditures/Appropriations	3,628,611	5,843,407	6,556,163	6,556,163

Operating Income (Loss)	5,064,178	4,259,606	0	0
--------------------------------	------------------	------------------	----------	----------

Non-Operating Expenses and Revenues

Interest/Investment Income and/or Gain	53,798	0	0	0
Non-Operating Expenses and Revenues	53,798	0	0	0
Income Before Capital Contributions and Transfers	5,010,380	4,259,606	0	0

Change in Net Position	5,010,380	4,259,606	0	0
Net Position - Beginning Balance	6,577,168	11,587,548	15,847,154	15,847,154
Net Position - Ending Balance	11,587,548	15,847,154	15,847,154	15,847,154

County of Marin

**Operation of Internal Service Fund
Fiscal Year 2021-22**

Fund Title: 6610 Technology Replacement

Service Activity: Other General

Operating Detail	2019-20 Actual	2020-21 Estimated	2021-22 Recommended	2021-22 Adopted by the Board of Supervisors
1	2	3	4	5

Operating Revenues

Charges for Current Services	2,005,669	1,879,253	2,087,313	2,087,313
Total Operating Revenues	2,005,669	1,879,253	2,087,313	2,087,313

Operating Expenditures/Appropriations

Services and Supplies	930,363	1,189,022	3,823,200	3,823,200
Contingencies	0	0	264,113	264,113
Depreciation Expense	581	2,322	0	0
Total Operating Expenditures/Appropriations	930,944	1,191,344	4,087,313	4,087,313

Operating Income (Loss)	1,074,725	687,909	2,000,000	2,000,000
--------------------------------	------------------	----------------	------------------	------------------

Non-Operating Expenses and Revenues

Interest/Investment Income and/or Gain	(9,376)	0	0	0
Interest/Investment Income and/or Gain	(797)	(10,070)	0	0
Non-Operating Expenses and Revenues	(10,173)	(10,070)	0	0

Income Before Capital Contributions and Transfers	1,084,898	697,979	2,000,000	2,000,000
--	------------------	----------------	------------------	------------------

Capital Contributions and Transfers

Other Financing Sources	750,000	1,250,000	2,000,000	2,000,000
-------------------------	---------	-----------	-----------	-----------

Change in Net Position	1,834,898	1,947,979	0	0
-------------------------------	------------------	------------------	----------	----------

Net Position - Beginning Balance	0	1,834,898	3,782,877	3,782,877
---	----------	------------------	------------------	------------------

Net Position - Ending Balance	1,834,898	3,782,877	3,782,877	3,782,877
--------------------------------------	------------------	------------------	------------------	------------------

County of Marin

**Operation of Internal Service Fund
Fiscal Year 2021-22**

Fund Title: 6620 Vehicle Replacement

Service Activity: Other General

Operating Detail	2019-20 Actual	2020-21 Estimated	2021-22 Recommended	2021-22 Adopted by the Board of Supervisors
1	2	3	4	5

Operating Revenues

Charges for Current Services	3,012,758	2,905,430	2,888,864	2,888,864
Miscellaneous Revenues	0	0	0	0
Total Operating Revenues	3,012,758	2,905,430	2,888,864	2,888,864

Operating Expenditures/Appropriations

Services and Supplies	16,860	0	1,600,000	1,600,000
Contingencies	0	0	3,288,864	3,288,864
Depreciation Expense	87,270	453,341	0	0
Total Operating Expenditures/Appropriations	104,130	453,341	4,888,864	4,888,864

Operating Income (Loss)	2,908,628	2,452,089	2,000,000	2,000,000
--------------------------------	------------------	------------------	------------------	------------------

Non-Operating Expenses and Revenues

Interest/Investment Income and/or Gain	(9,859)	0	0	0
Interest/Investment Income and/or Gain	3,798	(19,238)	0	0
Non-Operating Expenses and Revenues	(6,061)	(19,238)	0	0

Income Before Capital Contributions and Transfers	2,914,689	2,471,327	2,000,000	2,000,000
--	------------------	------------------	------------------	------------------

Capital Contributions and Transfers

Other Financing Sources	63,815	1,293,424	2,000,000	2,000,000
-------------------------	--------	-----------	-----------	-----------

Change in Net Position	2,978,504	3,764,751	0	0
-------------------------------	------------------	------------------	----------	----------

Net Position - Beginning Balance	40,920	3,019,424	6,784,175	6,784,175
---	---------------	------------------	------------------	------------------

Net Position - Ending Balance	3,019,424	6,784,175	6,784,175	6,784,175
--------------------------------------	------------------	------------------	------------------	------------------

County of Marin

**Operation of Enterprise Fund
Fiscal Year 2021-22**

**Fund Title: 6710 Marin.org
Service Activity: General Government - Other**

	2019-20 Actual	2020-21 Estimated	2021-22 Recommended	2021-22 Adopted by the Board of Supervisors
Operating Detail	2	3	4	5
1				
Operating Revenues				
Charges for Current Services	1,172,327	1,167,282	1,300,000	1,300,000
Miscellaneous Revenues	0	0	0	0
Total Operating Revenues	1,172,327	1,167,282	1,300,000	1,300,000
Operating Expenditures/Appropriations				
Salary and Employee Benefits	0	0	0	0
Services and Supplies	957,831	808,918	1,057,395	1,057,395
Interfund Expense	0	488,605	243,605	243,605
Depreciation Expense	41,254	17,002	0	0
Total Operating Expenditures/Appropriations	999,085	1,314,525	1,301,000	1,301,000
Operating Income (Loss)	173,242	(147,243)	(1,000)	(1,000)
Non-Operating Expenses and Revenues				
Interest/Investment Income and/or Gain	9,001	3,768	1,000	1,000
Non-Operating Expenses and Revenues	9,001	3,768	1,000	1,000
Income Before Capital Contributions and Transfers	182,243	(143,475)	0	0
Capital Contributions and Transfers				
Net Transfers In/(Out)	0	0	0	0
Change in Net Position	182,243	(143,475)	0	0
Net Position - Beginning Balance	511,652	693,895	550,420	550,420
Net Position - Ending Balance	693,895	550,420	550,420	550,420

County of Marin

**Operation of Enterprise Fund
Fiscal Year 2021-22**

**Fund Title: 6720 Special Aviation
Service Activity: Transportation Terminals**

Operating Detail 1	2019-20 Actual 2	2020-21 Estimated 3	2021-22 Recommended 4	2021-22 Adopted by the Board of Supervisors 5
Operating Revenues				
Use of Money and Property	731,296	896,401	808,180	808,180
Intergovernmental Revenues	280,806	271,726	0	0
Miscellaneous Revenues	5,750	18,502	0	0
Total Operating Revenues	1,017,852	1,186,629	808,180	808,180
Operating Expenditures/Appropriations				
Salary and Employee Benefits	218,682	214,909	217,314	217,314
Services and Supplies	230,387	217,668	307,600	307,600
Interfund Expense	352,416	276,893	274,766	274,766
Depreciation Expense	103,826	103,826	0	0
Total Operating Expenditures/Appropriations	905,311	813,296	799,680	799,680
Operating Income (Loss)	112,541	373,333	8,500	8,500
Non-Operating Expenses and Revenues				
Interest/Investment Income and/or Gain	8,708	2,955	1,500	1,500
Interest/Investment (Expense) and/or (Loss)	(4,750)	(3,032)	(10,000)	(10,000)
Non-Operating Expenses and Revenues	3,958	(77)	(8,500)	(8,500)
Income Before Capital Contributions and Transfers	116,499	373,256	0	0
Capital Contributions and Transfers				
Net Transfers In/(Out)	0	5,034	0	0
Change in Net Position	116,499	378,290	0	0
Net Position - Beginning Balance	8,588,467	8,704,966	9,083,256	9,083,256
Net Position - Ending Balance	8,704,966	9,083,256	9,083,256	9,083,256

County of Marin

**Operation of Enterprise Fund
Fiscal Year 2021-22**

**Fund Title: 6760 Marin Commons Property Mngt
Service Activity: General Government - Property**

	2019-20 Actual	2020-21 Estimated	2021-22 Recommended	2021-22 Adopted by the Board of Supervisors
Operating Detail	2	3	4	5
1				
Operating Revenues				
Use of Money and Property	4,783,677	5,002,307	5,207,952	5,207,952
Miscellaneous Revenues	26,057	26,232	0	0
Total Operating Revenues	4,809,734	5,028,539	5,207,952	5,207,952
Operating Expenditures/Appropriations				
Salary and Employee Benefits	0	18,946	0	0
Services and Supplies	3,668,432	3,662,707	4,202,986	4,202,986
Capital Assets	0	0	0	0
Contingencies	0	0	250,000	250,000
Depreciation Expense	418,892	0	0	0
Total Operating Expenditures/Appropriations	4,087,324	3,681,653	4,452,986	4,452,986
Operating Income (Loss)	722,410	1,346,886	754,966	754,966
Non-Operating Expenses and Revenues				
Interest/Investment Income and/or Gain	(1,084)	5,226	0	0
Interest/Investment (Expense) and/or (Loss)	(88,660)	(79,508)	(709,832)	(709,832)
Non-Operating Expenses and Revenues	(89,744)	(74,282)	(709,832)	(709,832)
Income Before Capital Contributions and Transfers	632,666	1,272,604	45,134	45,134
Capital Contributions and Transfers				
Net Transfers In/(Out)	61,373	961,209	(45,134)	(45,134)
Change in Net Position	694,039	2,233,813	0	0
Net Position - Beginning Balance	3,588,143	4,282,182	6,515,995	6,515,995
Net Position - Ending Balance	4,282,182	6,515,995	6,515,995	6,515,995

County of Marin

**Operation of Enterprise Fund
Fiscal Year 2021-22**

**Fund Title: 6770 San Geronimo Golf Course
Service Activity: Recreation and Cultural
Services - Recreation Facilities**

Operating Detail	2019-20 Actual	2020-21 Estimated	2021-22 Recommended	2021-22 Adopted by the Board of Supervisors
1	2	3	4	5
Operating Revenues				
Use of Money and Property	0	0	0	0
Charges for Current Services	0	0	0	0
Miscellaneous Revenues	0	(10,040)	0	0
Total Operating Revenues	0	(10,040)	0	0
Operating Expenditures/Appropriations				
Services and Supplies	0	0	0	0
Total Operating Expenditures/Appropriations	0	0	0	0
Operating Income (Loss)	0	(10,040)	0	0
Non-Operating Expenses and Revenues				
Interest/Investment Income and/or Gain	(3,090)	(10)	0	0
Non-Operating Expenses and Revenues	(3,090)	(10)	0	0
Income Before Capital Contributions and Transfers	(3,090)	(10,050)	0	0
Capital Contributions and Transfers				
Net Transfers In/(Out)	227,330	0	0	0
Change in Net Position	224,240	(10,050)	0	0
Net Position - Beginning Balance	(214,190)	10,050	0	0
Net Position - Ending Balance	10,050	0	0	0

Special District Budget Forms

County of Marin

Special Districts and Other Agencies Summary - Non Enterprise Fiscal Year 2021-22

District/Agency Name 1	Total Financing Sources				Total Financing Uses		
	Fund Balance Available June 30, 2021 2	Decreases to Obligated Fund Balances 3	Additional Financing Sources 4	Total Financing Sources 5	Financing Uses 6	Increases to Obligated Fund Balances 7	Total Financing Uses 8

Sewer Maintenance

3010 Murray Park SMD	0	0	0	0	0	0	0
3020 San Quentin SMD	21,182	0	46,385	67,567	67,567	0	67,567
Total Sewer Maintenance	21,182	0	46,385	67,567	67,567	0	67,567

Community Service Area

3030 CSA #1 Loma Verde	54,628	0	55,917	110,545	110,545	0	110,545
3040 CSA #6 Santa Venetia	27,566	0	243,434	271,000	271,000	0	271,000
3050 CSA #9 Northbridge	14,181	0	21,403	35,584	35,584	0	35,584
3060 CSA#13MarinCoUpLucas	119,163	0	850,000	969,163	969,163	0	969,163
3070 CSA #14 Hmstd Valley	68,738	0	424,958	493,696	493,696	0	493,696
3080 CSA #16 Greenbrae	136,600	0	321,063	457,663	457,663	0	457,663
3090 CSA #17 Kentfield	1,044,923	0	907,472	1,952,395	1,952,395	0	1,952,395
3100 CSA #17 Police Svcs	(615)	0	226,824	226,209	226,209	0	226,209
3110 CSA #18GalnsVilgArea	(5,201)	0	189,816	184,615	184,615	0	184,615
3120 CSA #19FireProtecSvc	(11,636)	0	3,112,500	3,100,864	3,100,864	0	3,100,864

County of Marin

Special Districts and Other Agencies Summary - Non Enterprise Fiscal Year 2021-22

District/Agency Name 1	Total Financing Sources				Total Financing Uses		
	Fund Balance Available June 30, 2021 2	Decreases to Obligated Fund Balances 3	Additional Financing Sources 4	Total Financing Sources 5	Financing Uses 6	Increases to Obligated Fund Balances 7	Total Financing Uses 8
3130 CSA #20 IndianValley	8,434	0	16,978	25,412	25,412	0	25,412
3140 CSA #27 RssVal'yPara	0	0	63,550	63,550	63,550	0	63,550
3150 CSA #28 WMarinParmed	(742)	0	371,427	370,685	370,685	0	370,685
3160 CSA #29 Paradise Cay	653,679	0	220,000	873,679	873,679	0	873,679
3170 CSA #31 Co Fire	8,747	0	520,000	528,747	528,747	0	528,747
3180 CSA #33 Stnsn Bch	3,254	0	31,439	34,693	34,693	0	34,693
3410 CSA 17 License Plate Readers	0	0	6,237	6,237	6,237	0	6,237
3470 CSA 14 CAPITAL IMPROVEMENT	0	0	0	0	0	0	0
Total Community Service Area	2,121,719	0	7,583,018	9,704,737	9,704,737	0	9,704,737
Lighting District							
3190 Marin Co Lighting	60,463	0	971,630	1,032,093	1,032,093	0	1,032,093
3200 RushCrkLight&Landscp	26,037	0	85,790	111,827	111,827	0	111,827
Total Lighting District	86,500	0	1,057,420	1,143,920	1,143,920	0	1,143,920
Flood Control Zone							
2190 Marin County Stormwater Pollution	88,319	0	810,474	898,793	898,793	0	898,793
3210 FCZ #1 Novato	(2,143,112)	0	4,225,500	2,082,388	2,082,388	0	2,082,388

County of Marin

Special Districts and Other Agencies Summary - Non Enterprise Fiscal Year 2021-22

District/Agency Name 1	Total Financing Sources				Total Financing Uses		
	Fund Balance Available June 30, 2021 2	Decreases to Obligated Fund Balances 3	Additional Financing Sources 4	Total Financing Sources 5	Financing Uses 6	Increases to Obligated Fund Balances 7	Total Financing Uses 8
3220 FCZ #3 RichardsonBay	(460,152)	0	2,245,494	1,785,342	1,785,342	0	1,785,342
3230 FCZ #4 Bel Aire	(298,217)	0	813,380	515,163	515,163	0	515,163
3240 FCZ #4AStrwbryCircle	(2,015)	0	6,515	4,500	4,500	0	4,500
3250 FCZ #5 Stnsn Bch	13,613	0	103,230	116,843	116,843	0	116,843
3260 FCZ #6 SnRfIMeadows	(4,940)	0	44,781	39,841	39,841	0	39,841
3270 FCZ #7 Santa Venetia	276,421	0	540,852	817,273	817,273	0	817,273
3280 FCZ #9ARssVlyCrteMad	234,381	0	1,000	235,381	235,381	0	235,381
3290 FCZ #9 Ross Valley	(833,045)	0	2,821,382	1,988,337	1,988,337	0	1,988,337
3300 FCZ #10 Inverness	5,900	0	350	6,250	6,250	0	6,250
Total Flood Control Zone	(3,122,847)	0	11,612,958	8,490,111	8,490,111	0	8,490,111

Permanent Road Division

3310 Bolinas HighlandsPRD	4,128	0	10,872	15,000	15,000	0	15,000
3320 Monte Cristo PRD	59,486	0	5,514	65,000	65,000	0	65,000
3330 Inverness Div #2 PRD	19,272	0	3,728	23,000	23,000	0	23,000
3340 Mt ViewAveLagntasPRD	7,458	0	2,542	10,000	10,000	0	10,000
3350 Paradise Estates PRD	50,152	0	50,465	100,617	100,617	0	100,617
3360 Madrone ParkCrclePRD	0	0	0	0	0	0	0

County of Marin

Special Districts and Other Agencies Summary - Non Enterprise Fiscal Year 2021-22

District/Agency Name 1	Total Financing Sources			Total Financing Uses			
	Fund Balance Available June 30, 2021 2	Decreases to Obligated Fund Balances 3	Additional Financing Sources 4	Total Financing Sources 5	Financing Uses 6	Increases to Obligated Fund Balances 7	Total Financing Uses 8
3460 INVERNES #2A PRD	0	0	56,668	56,668	56,668	0	56,668
Total Permanent Road Division	140,496	0	129,789	270,285	270,285	0	270,285
Open Space							
2540 Marin County Open Space	0	0	8,890,897	8,890,897	8,890,897	0	8,890,897
Total Open Space	0	0	8,890,897	8,890,897	8,890,897	0	8,890,897
Other							
1620 ConsolReassmtBndsDSF	36,000	0	0	36,000	36,000	0	36,000
1640 CFD 97-1AssmtBndsDSF	(24,000)	0	305,000	281,000	281,000	0	281,000
1650 CFD93-1AssmtBondsDSF	(13,500)	0	305,000	291,500	291,500	0	291,500
1670 2013 Refunding Revenue Bond	0	0	581,000	581,000	581,000	0	581,000
2710 PublicAuth Admin (IHSS)	0	0	2,977,725	2,977,725	2,977,725	0	2,977,725
3380 Law Library Investmt	0	0	0	0	0	0	0
3400 Law Library BP6322.1	16,650	0	153,250	169,900	169,900	0	169,900
Total Other	15,150	0	4,321,975	4,337,125	4,337,125	0	4,337,125
Total Special Districts and Other Agencies	(737,800)	0	33,642,442	32,904,642	32,904,642	0	32,904,642

County of Marin

**Fund Balance - Special District and Other Agencies - Non Enterprise
Fiscal Year 2021-22**

Actual _____
Estimated X

District/Agency Name	Total Fund Balance June 30, 2021	Less: Obligated Fund Balances			Fund Balance Available June 30, 2021
		Encumbrances	Nonspendable, Restricted, and Committed	Assigned	
1	2	3	4	5	6

Sewer Maintenance

3010 Murray Park SMD	0	0	0	0	0
3020 San Quentin SMD	51,460	30,278	0	0	21,182
Total Sewer Maintenance	51,460	30,278	0	0	21,182

Community Service Area

3030 CSA #1 Loma Verde	54,628	0	0	0	54,628
3040 CSA #6 Santa Venetia	181,859	154,293	0	0	27,566
3050 CSA #9 Northbridge	14,181	0	0	0	14,181
3060 CSA#13MarinCoUpLucas	157,083	37,920	0	0	119,163
3070 CSA #14 Hmstd Valley	118,908	50,170	0	0	68,738
3080 CSA #16 Greenbrae	191,116	54,516	0	0	136,600
3090 CSA #17 Kentfield	1,107,693	62,770	0	0	1,044,923
3100 CSA #17 Police Svcs	(615)	0	0	0	(615)
3110 CSA #18GalnsVilgArea	23,438	28,639	0	0	(5,201)
3120 CSA #19FireProtecSvc	(11,636)	0	0	0	(11,636)
3130 CSA #20 IndianValley	8,434	0	0	0	8,434
3140 CSA #27 RssVal'yPara	0	0	0	0	0
3150 CSA #28 WMarinParmed	(742)	0	0	0	(742)

County of Marin

Fund Balance - Special District and Other Agencies - Non Enterprise
Fiscal Year 2021-22

Actual _____
Estimated X

District/Agency Name 1	Total Fund Balance June 30, 2021 2	Less: Obligated Fund Balances			Fund Balance Available June 30, 2021 6
		Encumbrances 3	Nonspendable, Restricted, and Committed 4	Assigned 5	
3160 CSA #29 Paradise Cay	707,841	54,162	0	0	653,679
3170 CSA #31 Co Fire	8,747	0	0	0	8,747
3180 CSA #33 Stnsn Bch	10,766	7,512	0	0	3,254
3410 CSA 17 License Plate Readers	5,243	5,243	0	0	0
3470 CSA 14 CAPITAL IMPROVEMENT	1,158,861	1,158,861	0	0	0
Total Community Service Area	3,735,805	1,614,086	0	0	2,121,719
Lighting District					
3190 Marin Co Lighting	132,251	71,788	0	0	60,463
3200 RushCrkLight&Landscp	30,302	4,265	0	0	26,037
Total Lighting District	162,553	76,053	0	0	86,500
Flood Control Zone					
2190 Marin County Stormwater Pollution	145,013	56,694	0	0	88,319
3210 FCZ #1 Novato	(767,045)	1,376,067	0	0	(2,143,112)
3220 FCZ #3 RichardsonBay	898,917	1,359,069	0	0	(460,152)
3230 FCZ #4 Bel Aire	(133,136)	165,081	0	0	(298,217)
3240 FCZ #4AstrwbryCircle	(2,015)	0	0	0	(2,015)
3250 FCZ #5 Stnsn Bch	33,217	19,604	0	0	13,613
3260 FCZ #6 SnRfIMeadows	5,460	10,400	0	0	(4,940)
3270 FCZ #7 Santa Venetia	377,591	101,170	0	0	276,421

County of Marin

Fund Balance - Special District and Other Agencies - Non Enterprise Fiscal Year 2021-22

Actual _____
Estimated X

District/Agency Name	Total Fund Balance June 30, 2021	Less: Obligated Fund Balances			Fund Balance Available June 30, 2021
		Encumbrances	Nonspendable, Restricted, and Committed	Assigned	
1	2	3	4	5	6
3280 FCZ #9ARssVlyCrteMad	234,381	0	0	0	234,381
3290 FCZ #9 Ross Valley	2,456,416	3,289,461	0	0	(833,045)
3300 FCZ #10 Inverness	15,909	10,009	0	0	5,900
Total Flood Control Zone	3,264,708	6,387,555	0	0	(3,122,847)
Permanent Road Division					
3310 Bolinas HighlandsPRD	4,128	0	0	0	4,128
3320 Monte Cristo PRD	59,486	0	0	0	59,486
3330 Inverness Div #2 PRD	19,879	607	0	0	19,272
3340 Mt ViewAveLagntasPRD	7,458	0	0	0	7,458
3350 Paradise Estates PRD	60,889	10,737	0	0	50,152
3360 Madrone ParkCrclePRD	0	0	0	0	0
3460 INVERNES #2A PRD	0	0	0	0	0
Total Permanent Road Division	151,840	11,344	0	0	140,496
Open Space					
2540 Marin County Open Space	6,748,456	748,456	3,000,000	3,000,000	0
Total Open Space	6,748,456	748,456	3,000,000	3,000,000	0
Other					
1620 ConsolReassmtBndsDSF	36,000	0	0	0	36,000
1640 CFD 97-1AssmtBndsDSF	(24,000)	0	0	0	(24,000)

County of Marin

Fund Balance - Special District and Other Agencies - Non Enterprise
Fiscal Year 2021-22

Actual _____
Estimated X

District/Agency Name	Total Fund Balance June 30, 2021	Less: Obligated Fund Balances			Fund Balance Available June 30, 2021
		Encumbrances	Nonspendable, Restricted, and Committed	Assigned	
1	2	3	4	5	6
1650 CFD93-1AssmtBondsDSF	(13,500)	0	0	0	(13,500)
1670 2013 Refunding Revenue Bond	0	0	0	0	0
2710 PublicAuth Admin (IHSS)	0	0	0	0	0
3380 Law Library Investmt	0	0	0	0	0
3400 Law Library BP6322.1	16,650	0	0	0	16,650
Total Other	15,150	0	0	0	15,150
Total Special Districts and Other Agencies	14,129,972	8,867,772	3,000,000	3,000,000	(737,800)

County of Marin

Special Districts and Other Agencies - Non Enterprise Obligated Fund Balances Fiscal Year 2021-22

District/Agency Name	Obligated Fund Balances June 30, 2021	Decreases or Cancellations		Increases or New Obligated Fund Balances			Total Obligated Fund Balances for the Budget Year
		Recommended	Adopted by the Board of Supervisors	Recommended	Adopted by the Board of Supervisors		
1	2	3	4	5	6	7	
Open Space							
2540	Marin County Open Space						
Committed							
399997 OPEN SPACE CMTD FD BAL-VEHI	0	0	0	0	0	0	0
320555 COM FD BAL-ECNOMIC UNCERT	1,000,000	0	0	0	0	0	1,000,000
320525 COM FUND BAL-ONETME CAP PR	1,000,000	0	0	0	0	0	1,000,000
320515 COMMITTED FUND BAL-SP LITIG	1,000,000	0	0	0	0	0	1,000,000
Total Committed	3,000,000	0	0	0	0	0	3,000,000
Assigned							
330325 ASSIGNED FD BAL-VEHICLE REPL	1,000,000	0	0	0	0	0	1,000,000
330312 DESIGNATED FB - FACILITY IMPR	2,000,000	0	0	0	0	0	2,000,000
330311 REQUIRED USE OF FUND BALANC	0	0	0	0	0	0	0
Total Assigned	3,000,000	0	0	0	0	0	3,000,000
Total 2540	Marin County Open Space	6,000,000	0	0	0	0	6,000,000
Total	Open Space	6,000,000	0	0	0	0	6,000,000
Total Special Districts and Other Agencies		6,000,000	0	0	0	0	6,000,000

County of Marin

**Special Districts and Other Agencies - Non Enterprise
Financing Sources and Uses by Budget Unit by Object
Fiscal Year 2021-22**

Detail by Revenue Category and Expenditure Object	2019-20 Actual	2020-21 Estimated	2021-22 Recommended	2021-22 Adopted by the Board of Supervisors
1	2	3	4	5

1620 ConsolReassmtBndsDSF

Revenues				
Taxes	56,300	0	0	0
Use of Money and Property	519	209	0	0
Miscellaneous Revenues	0	0	0	0
Total for: Revenues	56,819	209	0	0
Expenditures/Appropriations				
Services and Supplies	3,618	0	4,000	4,000
Transfers Out	50,722	36,222	32,000	32,000
Total for: Expenditures/Appropriations	54,340	36,222	36,000	36,000
Net Cost:	(2,479)	36,013	36,000	36,000

County of Marin

**Special Districts and Other Agencies - Non Enterprise
Financing Sources and Uses by Budget Unit by Object
Fiscal Year 2021-22**

Detail by Revenue Category and Expenditure Object	2019-20 Actual	2020-21 Estimated	2021-22 Recommended	2021-22 Adopted by the Board of Supervisors
1	2	3	4	5

1640 CFD 97-1AssmtBndsDSF

Revenues				
Taxes	304,009	303,559	305,000	305,000
Use of Money and Property	5,715	2,536	0	0
Total for: Revenues	309,724	306,095	305,000	305,000
Expenditures/Appropriations				
Services and Supplies	8,578	13,609	15,000	15,000
Transfers Out	274,959	284,000	266,000	266,000
Total for: Expenditures/Appropriations	283,537	297,609	281,000	281,000
Net Cost:	(26,187)	(8,486)	(24,000)	(24,000)

County of Marin

Special Districts and Other Agencies - Non Enterprise Financing Sources and Uses by Budget Unit by Object Fiscal Year 2021-22

Detail by Revenue Category and Expenditure Object	2019-20 Actual	2020-21 Estimated	2021-22 Recommended	2021-22 Adopted by the Board of Supervisors
1	2	3	4	5

1650 CFD93-1AssmtBondsDSF

Revenues				
Taxes	304,009	303,559	305,000	305,000
Use of Money and Property	4,692	2,151	0	0
Total for: Revenues	308,701	305,710	305,000	305,000
Expenditures/Appropriations				
Services and Supplies	2,970	3,831	8,500	8,500
Transfers Out	292,450	298,000	283,000	283,000
Total for: Expenditures/Appropriations	295,420	301,831	291,500	291,500
Net Cost:	(13,281)	(3,879)	(13,500)	(13,500)

County of Marin

**Special Districts and Other Agencies - Non Enterprise
Financing Sources and Uses by Budget Unit by Object
Fiscal Year 2021-22**

Detail by Revenue Category and Expenditure Object	2019-20 Actual	2020-21 Estimated	2021-22 Recommended	2021-22 Adopted by the Board of Supervisors
1	2	3	4	5

1670 2013 Refunding Revenue Bond

Revenues				
Use of Money and Property	(1,614)	(1,708)	0	0
Other Financing Sources	618,131	618,222	581,000	581,000
Total for: Revenues	616,517	616,514	581,000	581,000
Expenditures/Appropriations				
Services and Supplies	3,600	5,350	10,000	10,000
Other Financing Uses	622,054	624,720	571,000	571,000
Total for: Expenditures/Appropriations	625,654	630,070	581,000	581,000
Net Cost:	9,137	13,556	0	0

County of Marin

Special Districts and Other Agencies - Non Enterprise Financing Sources and Uses by Budget Unit by Object Fiscal Year 2021-22

Detail by Revenue Category and Expenditure Object	2019-20 Actual	2020-21 Estimated	2021-22 Recommended	2021-22 Adopted by the Board of Supervisors
1	2	3	4	5

2190 Marin County Stormwater Pollution

Revenues				
Use of Money and Property	12,570	4,052	6,500	6,500
Intergovernmental Revenues	0	5,360	0	0
Charges for Current Services	575,360	588,974	588,974	588,974
Miscellaneous Revenues	0	0	0	0
Other Financing Sources	204,640	211,026	215,000	215,000
Total for: Revenues	792,570	809,412	810,474	810,474
Expenditures/Appropriations				
Services and Supplies	158,908	283,787	375,500	375,500
Interfund Expense	540,435	512,490	523,293	523,293
Total for: Expenditures/Appropriations	699,343	796,277	898,793	898,793
Net Cost:	(93,227)	(13,135)	88,319	88,319

County of Marin

Special Districts and Other Agencies - Non Enterprise Financing Sources and Uses by Budget Unit by Object Fiscal Year 2021-22

Detail by Revenue Category and Expenditure Object	2019-20 Actual	2020-21 Estimated	2021-22 Recommended	2021-22 Adopted by the Board of Supervisors
1	2	3	4	5

2540 Marin County Open Space

Revenues				
Taxes	8,312,341	8,712,277	8,590,654	8,590,654
Licenses, Permits and Franchises	4,441	7,783	0	0
Use of Money and Property	199,580	79,067	162,434	162,434
Intergovernmental Revenues	33,878	33,526	35,809	35,809
Charges for Current Services	0	1,269	0	0
Miscellaneous Revenues	348,228	246,465	102,000	102,000
Other Financing Sources	3,295,671	445,262	0	0
Total for: Revenues	12,194,139	9,525,649	8,890,897	8,890,897
Expenditures/Appropriations				
Salary and Employee Benefits	5,414,886	5,444,496	5,401,681	5,401,681
Services and Supplies	1,982,743	1,725,104	1,344,579	1,344,579
Capital Assets	3,295,671	0	0	0
Intrafund Expense	0	0	0	0
Interfund Expense	1,389,139	1,727,316	2,144,637	2,144,637
Other Financing Uses	0	0	0	0
Transfers Out	10,000	10,000	0	0
Total for: Expenditures/Appropriations	12,092,439	8,906,916	8,890,897	8,890,897
Net Cost:	(101,700)	(618,733)	0	0

County of Marin

Special Districts and Other Agencies - Non Enterprise Financing Sources and Uses by Budget Unit by Object Fiscal Year 2021-22

Detail by Revenue Category and Expenditure Object	2019-20 Actual	2020-21 Estimated	2021-22 Recommended	2021-22 Adopted by the Board of Supervisors
1	2	3	4	5

2710 PublicAuth Admin (IHSS)

Revenues				
Use of Money and Property	5,770	4,479	0	0
Intergovernmental Revenues	2,499,300	345,087	365,000	365,000
Miscellaneous Revenues	220	0	0	0
Other Financing Sources	0	2,823,306	2,612,725	2,612,725
Total for: Revenues	2,505,290	3,172,872	2,977,725	2,977,725
Expenditures/Appropriations				
Salary and Employee Benefits	543,512	583,098	541,825	541,825
Services and Supplies	186,048	148,549	106,512	106,512
Support of Clients	1,977,704	1,938,464	2,261,000	2,261,000
Interfund Expense	68,388	68,388	68,388	68,388
Claims Expense	1,204	0	0	0
Total for: Expenditures/Appropriations	2,776,856	2,738,499	2,977,725	2,977,725
Net Cost:	271,566	(434,373)	0	0

County of Marin

Special Districts and Other Agencies - Non Enterprise Financing Sources and Uses by Budget Unit by Object Fiscal Year 2021-22

Detail by Revenue Category and Expenditure Object	2019-20 Actual	2020-21 Estimated	2021-22 Recommended	2021-22 Adopted by the Board of Supervisors
1	2	3	4	5

3010 Murray Park SMD

Revenues				
Taxes	106,221	3	0	0
Use of Money and Property	5,554	0	0	0
Intergovernmental Revenues	238	0	0	0
Total for: Revenues	112,013	3	0	0
Expenditures/Appropriations				
Services and Supplies	89,323	0	0	0
Interfund Expense	9,828	0	0	0
Total for: Expenditures/Appropriations	99,151	0	0	0
Net Cost:	(12,862)	(3)	0	0

County of Marin

**Special Districts and Other Agencies - Non Enterprise
Financing Sources and Uses by Budget Unit by Object
Fiscal Year 2021-22**

Detail by Revenue Category and Expenditure Object	2019-20 Actual	2020-21 Estimated	2021-22 Recommended	2021-22 Adopted by the Board of Supervisors
1	2	3	4	5

3020 San Quentin SMD

Revenues				
Taxes	46,125	47,634	45,785	45,785
Use of Money and Property	4,265	1,514	500	500
Intergovernmental Revenues	90	91	100	100
Miscellaneous Revenues	0	0	0	0
Total for: Revenues	50,480	49,239	46,385	46,385
Expenditures/Appropriations				
Services and Supplies	62,231	19,147	46,500	46,500
Interfund Expense	8,672	629	21,067	21,067
Total for: Expenditures/Appropriations	70,903	19,776	67,567	67,567
Net Cost:	20,423	(29,463)	21,182	21,182

County of Marin

**Special Districts and Other Agencies - Non Enterprise
Financing Sources and Uses by Budget Unit by Object
Fiscal Year 2021-22**

Detail by Revenue Category and Expenditure Object	2019-20 Actual	2020-21 Estimated	2021-22 Recommended	2021-22 Adopted by the Board of Supervisors
1	2	3	4	5

3030 CSA #1 Loma Verde

Revenues				
Taxes	48,077	50,326	49,869	49,869
Use of Money and Property	8,728	3,351	5,833	5,833
Intergovernmental Revenues	194	192	215	215
Total for: Revenues	56,999	53,869	55,917	55,917
Expenditures/Appropriations				
Services and Supplies	3,674	18,263	90,620	90,620
Interfund Expense	1,372	28,191	19,925	19,925
Total for: Expenditures/Appropriations	5,046	46,454	110,545	110,545
Net Cost:	(51,953)	(7,415)	54,628	54,628

County of Marin

**Special Districts and Other Agencies - Non Enterprise
Financing Sources and Uses by Budget Unit by Object
Fiscal Year 2021-22**

Detail by Revenue Category and Expenditure Object	2019-20 Actual	2020-21 Estimated	2021-22 Recommended	2021-22 Adopted by the Board of Supervisors
1	2	3	4	5

3040 CSA #6 Santa Venetia

Revenues				
Taxes	233,002	240,468	217,434	217,434
Use of Money and Property	56,423	21,177	25,000	25,000
Intergovernmental Revenues	964	940	1,000	1,000
Total for: Revenues	290,389	262,585	243,434	243,434
Expenditures/Appropriations				
Services and Supplies	25,150	6,843	201,000	201,000
Interfund Expense	27,868	17,881	70,000	70,000
Total for: Expenditures/Appropriations	53,018	24,724	271,000	271,000
Net Cost:	(237,371)	(237,861)	27,566	27,566

County of Marin

Special Districts and Other Agencies - Non Enterprise Financing Sources and Uses by Budget Unit by Object Fiscal Year 2021-22

Detail by Revenue Category and Expenditure Object	2019-20 Actual	2020-21 Estimated	2021-22 Recommended	2021-22 Adopted by the Board of Supervisors
1	2	3	4	5

3050 CSA #9 Northbridge

Revenues				
Taxes	19,723	20,338	20,876	20,876
Use of Money and Property	712	261	462	462
Intergovernmental Revenues	62	60	65	65
Total for: Revenues	20,497	20,659	21,403	21,403
Expenditures/Appropriations				
Services and Supplies	9,943	21,074	24,805	24,805
Interfund Expense	4,718	6,418	10,779	10,779
Total for: Expenditures/Appropriations	14,661	27,492	35,584	35,584
Net Cost:	(5,836)	6,833	14,181	14,181

County of Marin

Special Districts and Other Agencies - Non Enterprise Financing Sources and Uses by Budget Unit by Object Fiscal Year 2021-22

Detail by Revenue Category and Expenditure Object	2019-20 Actual	2020-21 Estimated	2021-22 Recommended	2021-22 Adopted by the Board of Supervisors
1	2	3	4	5

3060 CSA#13MarinCoUpLucas

Revenues				
Taxes	788,074	816,351	845,000	845,000
Use of Money and Property	17,336	6,692	3,000	3,000
Intergovernmental Revenues	2,576	2,542	2,000	2,000
Miscellaneous Revenues	530	106	0	0
Total for: Revenues	808,516	825,691	850,000	850,000
Expenditures/Appropriations				
Services and Supplies	662,444	690,313	950,000	950,000
Interfund Expense	17,613	13,193	19,163	19,163
Total for: Expenditures/Appropriations	680,057	703,506	969,163	969,163
Net Cost:	(128,459)	(122,185)	119,163	119,163

County of Marin

Special Districts and Other Agencies - Non Enterprise Financing Sources and Uses by Budget Unit by Object Fiscal Year 2021-22

Detail by Revenue Category and Expenditure Object	2019-20 Actual	2020-21 Estimated	2021-22 Recommended	2021-22 Adopted by the Board of Supervisors
1	2	3	4	5

3070 CSA #14 Hmstd Valley

Revenues				
Taxes	381,698	395,748	409,534	409,534
Use of Money and Property	11,102	5,830	5,002	5,002
Intergovernmental Revenues	835	829	422	422
Other Financing Sources	545,487	10,000	10,000	10,000
Total for: Revenues	939,122	412,407	424,958	424,958
Expenditures/Appropriations				
Services and Supplies	238,876	231,016	411,154	411,154
Capital Assets	0	0	0	0
Interfund Expense	6,828	8,753	9,604	9,604
Other Financing Uses	620,722	71,247	72,938	72,938
Transfers Out	0	100,000	0	0
Total for: Expenditures/Appropriations	866,426	411,016	493,696	493,696
Net Cost:	(72,696)	(1,391)	68,738	68,738

County of Marin

**Special Districts and Other Agencies - Non Enterprise
Financing Sources and Uses by Budget Unit by Object
Fiscal Year 2021-22**

Detail by Revenue Category and Expenditure Object	2019-20 Actual	2020-21 Estimated	2021-22 Recommended	2021-22 Adopted by the Board of Supervisors
1	2	3	4	5

3080 CSA #16 Greenbrae

Revenues				
Taxes	294,720	300,509	317,569	317,569
Use of Money and Property	5,765	2,522	3,079	3,079
Intergovernmental Revenues	408	406	415	415
Miscellaneous Revenues	0	0	0	0
Total for: Revenues	300,893	303,437	321,063	321,063
Expenditures/Appropriations				
Services and Supplies	289,734	245,204	417,275	417,275
Capital Assets	0	0	0	0
Interfund Expense	22,323	24,412	40,388	40,388
Total for: Expenditures/Appropriations	312,057	269,616	457,663	457,663
Net Cost:	11,164	(33,821)	136,600	136,600

County of Marin

Special Districts and Other Agencies - Non Enterprise Financing Sources and Uses by Budget Unit by Object Fiscal Year 2021-22

Detail by Revenue Category and Expenditure Object	2019-20 Actual	2020-21 Estimated	2021-22 Recommended	2021-22 Adopted by the Board of Supervisors
1	2	3	4	5

3090 CSA #17 Kentfield

Revenues				
Taxes	922,586	946,459	868,075	868,075
Licenses, Permits and Franchises	515	30	433	433
Use of Money and Property	74,827	22,161	38,329	38,329
Intergovernmental Revenues	613	606	635	635
Charges for Current Services	0	0	0	0
Miscellaneous Revenues	0	0	0	0
Total for:	Revenues	998,541	969,256	907,472
Expenditures/Appropriations				
Services and Supplies	279,264	173,684	1,690,377	1,690,377
Capital Assets	0	0	0	0
Interfund Expense	247,913	245,201	262,018	262,018
Transfers Out	1,250,000	40,000	0	0
Total for:	Expenditures/Appropriations	1,777,177	458,885	1,952,395
Net Cost:		778,636	(510,371)	1,044,923

County of Marin

**Special Districts and Other Agencies - Non Enterprise
Financing Sources and Uses by Budget Unit by Object
Fiscal Year 2021-22**

Detail by Revenue Category and Expenditure Object	2019-20 Actual	2020-21 Estimated	2021-22 Recommended	2021-22 Adopted by the Board of Supervisors
1	2	3	4	5

3100 CSA #17 Police Svcs

Revenues				
Taxes	211,345	211,345	226,824	226,824
Use of Money and Property	2,516	495	0	0
Total for: Revenues	213,861	211,840	226,824	226,824
Expenditures/Appropriations				
Interfund Expense	215,135	222,604	226,209	226,209
Total for: Expenditures/Appropriations	215,135	222,604	226,209	226,209
Net Cost:	1,274	10,764	(615)	(615)

County of Marin

Special Districts and Other Agencies - Non Enterprise Financing Sources and Uses by Budget Unit by Object Fiscal Year 2021-22

Detail by Revenue Category and Expenditure Object	2019-20 Actual	2020-21 Estimated	2021-22 Recommended	2021-22 Adopted by the Board of Supervisors
1	2	3	4	5

3110 CSA #18GalnsVilgArea

Revenues				
Taxes	175,861	184,818	184,496	184,496
Licenses, Permits and Franchises	0	0	0	0
Use of Money and Property	6,742	2,718	4,595	4,595
Intergovernmental Revenues	711	706	725	725
Total for: Revenues	183,314	188,242	189,816	189,816
Expenditures/Appropriations				
Services and Supplies	62,192	63,891	124,196	124,196
Capital Assets	0	0	0	0
Interfund Expense	52,327	70,833	60,419	60,419
Total for: Expenditures/Appropriations	114,519	134,724	184,615	184,615
Net Cost:	(68,795)	(53,518)	(5,201)	(5,201)

County of Marin

**Special Districts and Other Agencies - Non Enterprise
Financing Sources and Uses by Budget Unit by Object
Fiscal Year 2021-22**

Detail by Revenue Category and Expenditure Object	2019-20 Actual	2020-21 Estimated	2021-22 Recommended	2021-22 Adopted by the Board of Supervisors
1	2	3	4	5

3120 CSA #19FireProtecSvc

Revenues				
Taxes	2,896,088	3,025,104	3,070,000	3,070,000
Use of Money and Property	84,644	32,789	30,000	30,000
Intergovernmental Revenues	11,807	11,651	12,500	12,500
Total for: Revenues	2,992,539	3,069,544	3,112,500	3,112,500
Expenditures/Appropriations				
Services and Supplies	3,138,822	2,260,603	2,500,000	2,500,000
Capital Assets	0	0	0	0
Interfund Expense	359,830	335,486	600,864	600,864
Total for: Expenditures/Appropriations	3,498,652	2,596,089	3,100,864	3,100,864
Net Cost:	506,113	(473,455)	(11,636)	(11,636)

County of Marin

**Special Districts and Other Agencies - Non Enterprise
Financing Sources and Uses by Budget Unit by Object
Fiscal Year 2021-22**

Detail by Revenue Category and Expenditure Object	2019-20 Actual	2020-21 Estimated	2021-22 Recommended	2021-22 Adopted by the Board of Supervisors
1	2	3	4	5

3130 CSA #20 IndianValley

Revenues				
Taxes	13,653	14,116	14,812	14,812
Use of Money and Property	3,356	1,257	2,138	2,138
Intergovernmental Revenues	56	54	28	28
Total for: Revenues	17,065	15,427	16,978	16,978
Expenditures/Appropriations				
Services and Supplies	12,000	3,400	25,000	25,000
Capital Assets	0	0	0	0
Interfund Expense	0	0	412	412
Total for: Expenditures/Appropriations	12,000	3,400	25,412	25,412
Net Cost:	(5,065)	(12,027)	8,434	8,434

County of Marin

**Special Districts and Other Agencies - Non Enterprise
Financing Sources and Uses by Budget Unit by Object
Fiscal Year 2021-22**

Detail by Revenue Category and Expenditure Object	2019-20 Actual	2020-21 Estimated	2021-22 Recommended	2021-22 Adopted by the Board of Supervisors
1	2	3	4	5

3140 CSA #27 RssVal'yPara

Revenues				
Taxes	58,539	61,503	63,550	63,550
Use of Money and Property	0	0	0	0
Total for: Revenues	58,539	61,503	63,550	63,550
Expenditures/Appropriations				
Interfund Expense	0	0	0	0
Other Financing Uses	58,245	61,797	63,550	63,550
Total for: Expenditures/Appropriations	58,245	61,797	63,550	63,550
Net Cost:	(294)	294	0	0

County of Marin

**Special Districts and Other Agencies - Non Enterprise
Financing Sources and Uses by Budget Unit by Object
Fiscal Year 2021-22**

Detail by Revenue Category and Expenditure Object	2019-20 Actual	2020-21 Estimated	2021-22 Recommended	2021-22 Adopted by the Board of Supervisors
1	2	3	4	5

3150 CSA #28 WMarinParmed

Revenues				
Taxes	375,734	375,734	371,427	371,427
Use of Money and Property	564	135	0	0
Total for: Revenues	376,298	375,869	371,427	371,427
Expenditures/Appropriations				
Interfund Expense	376,506	371,427	370,685	370,685
Transfers Out	0	0	0	0
Total for: Expenditures/Appropriations	376,506	371,427	370,685	370,685
Net Cost:	208	(4,442)	(742)	(742)

County of Marin

**Special Districts and Other Agencies - Non Enterprise
Financing Sources and Uses by Budget Unit by Object
Fiscal Year 2021-22**

Detail by Revenue Category and Expenditure Object	2019-20 Actual	2020-21 Estimated	2021-22 Recommended	2021-22 Adopted by the Board of Supervisors
1	2	3	4	5

3160 CSA #29 Paradise Cay

Revenues				
Taxes	216,162	222,655	215,000	215,000
Use of Money and Property	18,588	6,754	5,000	5,000
Total for: Revenues	234,750	229,409	220,000	220,000
Expenditures/Appropriations				
Services and Supplies	62,761	474,476	111,000	111,000
Capital Assets	0	0	0	0
Interfund Expense	25,437	15,613	62,679	62,679
Contingencies	0	0	700,000	700,000
Total for: Expenditures/Appropriations	88,198	490,089	873,679	873,679
Net Cost:	(146,552)	260,680	653,679	653,679

County of Marin

**Special Districts and Other Agencies - Non Enterprise
Financing Sources and Uses by Budget Unit by Object
Fiscal Year 2021-22**

Detail by Revenue Category and Expenditure Object	2019-20 Actual	2020-21 Estimated	2021-22 Recommended	2021-22 Adopted by the Board of Supervisors
1	2	3	4	5

3170 CSA #31 Co Fire

Revenues				
Taxes	522,792	522,264	520,000	520,000
Use of Money and Property	668	103	0	0
Total for: Revenues	523,460	522,367	520,000	520,000
Expenditures/Appropriations				
Interfund Expense	531,746	513,878	528,747	528,747
Transfers Out	0	0	0	0
Total for: Expenditures/Appropriations	531,746	513,878	528,747	528,747
Net Cost:	8,286	(8,489)	8,747	8,747

County of Marin

Special Districts and Other Agencies - Non Enterprise Financing Sources and Uses by Budget Unit by Object Fiscal Year 2021-22

Detail by Revenue Category and Expenditure Object	2019-20 Actual	2020-21 Estimated	2021-22 Recommended	2021-22 Adopted by the Board of Supervisors
1	2	3	4	5

3180 CSA #33 Stnsn Bch

Revenues				
Taxes	12,977	12,960	15,348	15,348
Use of Money and Property	1,050	399	1,091	1,091
Miscellaneous Revenues	0	0	0	0
Other Financing Sources	15,000	15,000	15,000	15,000
Total for: Revenues	29,027	28,359	31,439	31,439
Expenditures/Appropriations				
Services and Supplies	18,305	19,873	27,529	27,529
Capital Assets	0	0	0	0
Interfund Expense	6,944	6,820	7,164	7,164
Total for: Expenditures/Appropriations	25,249	26,693	34,693	34,693
Net Cost:	(3,778)	(1,666)	3,254	3,254

County of Marin

Special Districts and Other Agencies - Non Enterprise Financing Sources and Uses by Budget Unit by Object Fiscal Year 2021-22

Detail by Revenue Category and Expenditure Object	2019-20 Actual	2020-21 Estimated	2021-22 Recommended	2021-22 Adopted by the Board of Supervisors
1	2	3	4	5

3190 Marin Co Lighting

Revenues				
Taxes	1,050,819	1,101,752	952,939	952,939
Use of Money and Property	58,839	16,897	15,000	15,000
Intergovernmental Revenues	3,440	3,428	3,541	3,541
Miscellaneous Revenues	1	9,875	150	150
Total for: Revenues	1,113,099	1,131,952	971,630	971,630
Expenditures/Appropriations				
Services and Supplies	122,637	207,932	220,000	220,000
Capital Assets	0	0	75,000	75,000
Interfund Expense	600,884	687,608	661,565	661,565
Other Financing Uses	50,528	50,527	50,528	50,528
Transfers Out	853,600	25,000	25,000	25,000
Total for: Expenditures/Appropriations	1,627,649	971,067	1,032,093	1,032,093
Net Cost:	514,550	(160,885)	60,463	60,463

County of Marin

**Special Districts and Other Agencies - Non Enterprise
Financing Sources and Uses by Budget Unit by Object
Fiscal Year 2021-22**

Detail by Revenue Category and Expenditure Object	2019-20 Actual	2020-21 Estimated	2021-22 Recommended	2021-22 Adopted by the Board of Supervisors
1	2	3	4	5

3200 RushCrkLight&Landscp

Revenues				
Taxes	84,283	84,283	84,281	84,281
Use of Money and Property	3,065	1,122	1,509	1,509
Total for: Revenues	87,348	85,405	85,790	85,790
Expenditures/Appropriations				
Services and Supplies	76,854	73,376	73,943	73,943
Capital Assets	0	0	0	0
Interfund Expense	35,709	36,780	37,884	37,884
Total for: Expenditures/Appropriations	112,563	110,156	111,827	111,827
Net Cost:	25,215	24,751	26,037	26,037

County of Marin

Special Districts and Other Agencies - Non Enterprise Financing Sources and Uses by Budget Unit by Object Fiscal Year 2021-22

Detail by Revenue Category and Expenditure Object	2019-20 Actual	2020-21 Estimated	2021-22 Recommended	2021-22 Adopted by the Board of Supervisors
1	2	3	4	5

3210 FCZ #1 Novato

Revenues				
Taxes	2,878,215	3,005,368	2,811,000	2,811,000
Licenses, Permits and Franchises	500	0	0	0
Use of Money and Property	129,773	53,788	4,500	4,500
Intergovernmental Revenues	927,227	71,972	1,410,000	1,410,000
Miscellaneous Revenues	0	0	0	0
Other Financing Sources	4,693	0	0	0
Total for: Revenues	3,940,408	3,131,128	4,225,500	4,225,500
Expenditures/Appropriations				
Services and Supplies	1,187,429	5,019,497	836,809	836,809
Capital Assets	0	0	0	0
Intrafund Expense	0	0	0	0
Interfund Expense	968,958	755,958	1,145,819	1,145,819
Other Financing Uses	1,100	0	99,760	99,760
Total for: Expenditures/Appropriations	2,157,487	5,775,455	2,082,388	2,082,388
Net Cost:	(1,782,921)	2,644,327	(2,143,112)	(2,143,112)

County of Marin

Special Districts and Other Agencies - Non Enterprise Financing Sources and Uses by Budget Unit by Object Fiscal Year 2021-22

Detail by Revenue Category and Expenditure Object	2019-20 Actual	2020-21 Estimated	2021-22 Recommended	2021-22 Adopted by the Board of Supervisors
1	2	3	4	5

3220 FCZ #3 RichardsonBay

Revenues				
Taxes	2,199,016	2,326,290	2,185,394	2,185,394
Use of Money and Property	236,503	90,729	50,200	50,200
Intergovernmental Revenues	8,836	8,812	9,000	9,000
Miscellaneous Revenues	33,007	0	900	900
Total for: Revenues	2,477,362	2,425,831	2,245,494	2,245,494
Expenditures/Appropriations				
Services and Supplies	614,308	463,978	745,600	745,600
Capital Assets	0	0	0	0
Interfund Expense	291,407	390,793	1,039,742	1,039,742
Other Financing Uses	0	0	0	0
Transfers Out	0	15,000	0	0
Total for: Expenditures/Appropriations	905,715	869,771	1,785,342	1,785,342
Net Cost:	(1,571,647)	(1,556,060)	(460,152)	(460,152)

County of Marin

Special Districts and Other Agencies - Non Enterprise Financing Sources and Uses by Budget Unit by Object Fiscal Year 2021-22

Detail by Revenue Category and Expenditure Object	2019-20 Actual	2020-21 Estimated	2021-22 Recommended	2021-22 Adopted by the Board of Supervisors
1	2	3	4	5

3230 FCZ #4 Bel Aire

Revenues				
Taxes	830,779	855,587	798,560	798,560
Use of Money and Property	29,110	13,895	11,520	11,520
Intergovernmental Revenues	3,324	3,235	3,300	3,300
Charges for Current Services	0	0	0	0
Miscellaneous Revenues	0	0	0	0
Total for: Revenues	863,213	872,717	813,380	813,380
Expenditures/Appropriations				
Services and Supplies	1,642,767	111,787	190,000	190,000
Interfund Expense	227,214	198,739	325,163	325,163
Other Financing Uses	0	0	0	0
Total for: Expenditures/Appropriations	1,869,981	310,526	515,163	515,163
Net Cost:	1,006,768	(562,191)	(298,217)	(298,217)

County of Marin

**Special Districts and Other Agencies - Non Enterprise
Financing Sources and Uses by Budget Unit by Object
Fiscal Year 2021-22**

Detail by Revenue Category and Expenditure Object	2019-20 Actual	2020-21 Estimated	2021-22 Recommended	2021-22 Adopted by the Board of Supervisors
1	2	3	4	5

3240 FCZ #4AStrwbryCircle

Revenues				
Taxes	6,104	6,104	6,115	6,115
Use of Money and Property	512	220	400	400
Total for: Revenues	6,616	6,324	6,515	6,515
Expenditures/Appropriations				
Services and Supplies	10,976	0	4,500	4,500
Interfund Expense	0	0	0	0
Total for: Expenditures/Appropriations	10,976	0	4,500	4,500
Net Cost:	4,360	(6,324)	(2,015)	(2,015)

County of Marin

**Special Districts and Other Agencies - Non Enterprise
Financing Sources and Uses by Budget Unit by Object
Fiscal Year 2021-22**

Detail by Revenue Category and Expenditure Object	2019-20 Actual	2020-21 Estimated	2021-22 Recommended	2021-22 Adopted by the Board of Supervisors
1	2	3	4	5

3250 FCZ #5 Stnsn Bch

Revenues				
Taxes	99,028	106,149	100,355	100,355
Use of Money and Property	7,113	2,841	2,500	2,500
Intergovernmental Revenues	5,737	405	375	375
Total for: Revenues	111,878	109,395	103,230	103,230
Expenditures/Appropriations				
Services and Supplies	3,730	9,844	62,244	62,244
Capital Assets	0	0	0	0
Interfund Expense	18,968	13,539	54,599	54,599
Total for: Expenditures/Appropriations	22,698	23,383	116,843	116,843
Net Cost:	(89,180)	(86,012)	13,613	13,613

County of Marin

**Special Districts and Other Agencies - Non Enterprise
Financing Sources and Uses by Budget Unit by Object
Fiscal Year 2021-22**

Detail by Revenue Category and Expenditure Object	2019-20 Actual	2020-21 Estimated	2021-22 Recommended	2021-22 Adopted by the Board of Supervisors
1	2	3	4	5

3260 FCZ #6 SnRf'IMeadows

Revenues				
Taxes	42,707	44,179	41,115	41,115
Use of Money and Property	9,648	3,616	3,500	3,500
Intergovernmental Revenues	162	158	166	166
Total for: Revenues	52,517	47,953	44,781	44,781
Expenditures/Appropriations				
Services and Supplies	1,007	8,000	20,090	20,090
Interfund Expense	8,673	10,399	19,751	19,751
Total for: Expenditures/Appropriations	9,680	18,399	39,841	39,841
Net Cost:	(42,837)	(29,554)	(4,940)	(4,940)

County of Marin

Special Districts and Other Agencies - Non Enterprise Financing Sources and Uses by Budget Unit by Object Fiscal Year 2021-22

Detail by Revenue Category and Expenditure Object	2019-20 Actual	2020-21 Estimated	2021-22 Recommended	2021-22 Adopted by the Board of Supervisors
1	2	3	4	5

3270 FCZ #7 Santa Venetia

Revenues				
Taxes	550,875	567,251	539,752	539,752
Use of Money and Property	19,861	7,514	0	0
Intergovernmental Revenues	1,063	183,820	1,100	1,100
Total for: Revenues	571,799	758,585	540,852	540,852
Expenditures/Appropriations				
Services and Supplies	181,531	259,761	340,500	340,500
Interfund Expense	233,237	324,559	476,773	476,773
Total for: Expenditures/Appropriations	414,768	584,320	817,273	817,273
Net Cost:	(157,031)	(174,265)	276,421	276,421

County of Marin

**Special Districts and Other Agencies - Non Enterprise
Financing Sources and Uses by Budget Unit by Object
Fiscal Year 2021-22**

Detail by Revenue Category and Expenditure Object	2019-20 Actual	2020-21 Estimated	2021-22 Recommended	2021-22 Adopted by the Board of Supervisors
1	2	3	4	5

3280 FCZ #9ARssVlyCrteMad

Revenues				
Use of Money and Property	4,856	1,777	1,000	1,000
Total for: Revenues	4,856	1,777	1,000	1,000
Expenditures/Appropriations				
Services and Supplies	0	26,716	235,381	235,381
Interfund Expense	0	0	0	0
Total for: Expenditures/Appropriations	0	26,716	235,381	235,381
Net Cost:	(4,856)	24,939	234,381	234,381

County of Marin

Special Districts and Other Agencies - Non Enterprise Financing Sources and Uses by Budget Unit by Object Fiscal Year 2021-22

Detail by Revenue Category and Expenditure Object	2019-20 Actual	2020-21 Estimated	2021-22 Recommended	2021-22 Adopted by the Board of Supervisors
1	2	3	4	5

3290 FCZ #9 Ross Valley

Revenues				
Taxes	2,903,227	2,888,785	2,812,887	2,812,887
Licenses, Permits and Franchises	65	0	0	0
Use of Money and Property	162,234	50,524	7,470	7,470
Intergovernmental Revenues	316,738	2,705,195	1,025	1,025
Miscellaneous Revenues	499	499	0	0
Other Financing Sources	0	0	0	0
Total for: Revenues	3,382,763	5,645,003	2,821,382	2,821,382
Expenditures/Appropriations				
Services and Supplies	1,691,137	4,602,039	430,680	430,680
Capital Assets	164,894	0	0	0
Interfund Expense	847,370	709,929	1,557,657	1,557,657
Transfers Out	300,000	0	0	0
Total for: Expenditures/Appropriations	3,003,401	5,311,968	1,988,337	1,988,337
Net Cost:	(379,362)	(333,035)	(833,045)	(833,045)

County of Marin

**Special Districts and Other Agencies - Non Enterprise
Financing Sources and Uses by Budget Unit by Object
Fiscal Year 2021-22**

Detail by Revenue Category and Expenditure Object	2019-20 Actual	2020-21 Estimated	2021-22 Recommended	2021-22 Adopted by the Board of Supervisors
1	2	3	4	5

3300 FCZ #10 Inverness

Revenues				
Use of Money and Property	812	296	350	350
Total for: Revenues	812	296	350	350
Expenditures/Appropriations				
Services and Supplies	0	0	250	250
Interfund Expense	146	4,880	6,000	6,000
Total for: Expenditures/Appropriations	146	4,880	6,250	6,250
Net Cost:	(666)	4,584	5,900	5,900

County of Marin

Special Districts and Other Agencies - Non Enterprise Financing Sources and Uses by Budget Unit by Object Fiscal Year 2021-22

Detail by Revenue Category and Expenditure Object	2019-20 Actual	2020-21 Estimated	2021-22 Recommended	2021-22 Adopted by the Board of Supervisors
1	2	3	4	5

3310 Bolinas HighlandsPRD

Revenues				
Taxes	13,603	14,405	10,728	10,728
Use of Money and Property	486	220	100	100
Intergovernmental Revenues	56	56	44	44
Total for: Revenues	14,145	14,681	10,872	10,872
Expenditures/Appropriations				
Services and Supplies	0	0	15,000	15,000
Interfund Expense	(45)	3,369	0	0
Total for: Expenditures/Appropriations	(45)	3,369	15,000	15,000
Net Cost:	(14,190)	(11,312)	4,128	4,128

County of Marin

Special Districts and Other Agencies - Non Enterprise Financing Sources and Uses by Budget Unit by Object Fiscal Year 2021-22

Detail by Revenue Category and Expenditure Object	2019-20 Actual	2020-21 Estimated	2021-22 Recommended	2021-22 Adopted by the Board of Supervisors
1	2	3	4	5

3320 Monte Cristo PRD

Revenues				
Taxes	6,261	6,617	5,404	5,404
Use of Money and Property	1,381	526	84	84
Intergovernmental Revenues	25	25	26	26
Total for: Revenues	7,667	7,168	5,514	5,514
Expenditures/Appropriations				
Services and Supplies	0	0	65,000	65,000
Interfund Expense	0	0	0	0
Total for: Expenditures/Appropriations	0	0	65,000	65,000
Net Cost:	(7,667)	(7,168)	59,486	59,486

County of Marin

**Special Districts and Other Agencies - Non Enterprise
Financing Sources and Uses by Budget Unit by Object
Fiscal Year 2021-22**

Detail by Revenue Category and Expenditure Object	2019-20 Actual	2020-21 Estimated	2021-22 Recommended	2021-22 Adopted by the Board of Supervisors
1	2	3	4	5

3330 Inverness Div #2 PRD

Revenues				
Taxes	4,071	4,151	3,660	3,660
Use of Money and Property	400	83	50	50
Intergovernmental Revenues	16	16	18	18
Total for: Revenues	4,487	4,250	3,728	3,728
Expenditures/Appropriations				
Services and Supplies	24,293	800	23,000	23,000
Total for: Expenditures/Appropriations	24,293	800	23,000	23,000
Net Cost:	19,806	(3,450)	19,272	19,272

County of Marin

**Special Districts and Other Agencies - Non Enterprise
Financing Sources and Uses by Budget Unit by Object
Fiscal Year 2021-22**

Detail by Revenue Category and Expenditure Object	2019-20 Actual	2020-21 Estimated	2021-22 Recommended	2021-22 Adopted by the Board of Supervisors
1	2	3	4	5

3340 Mt ViewAveLagntasPRD

Revenues				
Taxes	2,976	3,283	2,542	2,542
Use of Money and Property	333	131	0	0
Intergovernmental Revenues	12	13	0	0
Total for: Revenues	3,321	3,427	2,542	2,542
Expenditures/Appropriations				
Services and Supplies	0	0	10,000	10,000
Interfund Expense	0	0	0	0
Total for: Expenditures/Appropriations	0	0	10,000	10,000
Net Cost:	(3,321)	(3,427)	7,458	7,458

County of Marin

Special Districts and Other Agencies - Non Enterprise Financing Sources and Uses by Budget Unit by Object Fiscal Year 2021-22

Detail by Revenue Category and Expenditure Object	2019-20 Actual	2020-21 Estimated	2021-22 Recommended	2021-22 Adopted by the Board of Supervisors
1	2	3	4	5

3350 Paradise Estates PRD

Revenues				
Taxes	54,152	59,068	47,730	47,730
Use of Money and Property	2,221	775	2,500	2,500
Intergovernmental Revenues	223	230	235	235
Total for: Revenues	56,596	60,073	50,465	50,465
Expenditures/Appropriations				
Services and Supplies	72,462	66,207	97,000	97,000
Interfund Expense	2,657	5,948	3,617	3,617
Total for: Expenditures/Appropriations	75,119	72,155	100,617	100,617
Net Cost:	18,523	12,082	50,152	50,152

County of Marin

**Special Districts and Other Agencies - Non Enterprise
Financing Sources and Uses by Budget Unit by Object
Fiscal Year 2021-22**

Detail by Revenue Category and Expenditure Object	2019-20 Actual	2020-21 Estimated	2021-22 Recommended	2021-22 Adopted by the Board of Supervisors
1	2	3	4	5

3360 Madrone ParkCrclePRD

Revenues				
Use of Money and Property	6	2	0	0
Total for: Revenues	6	2	0	0
Net Cost:	(6)	(2)	0	0

County of Marin

**Special Districts and Other Agencies - Non Enterprise
Financing Sources and Uses by Budget Unit by Object
Fiscal Year 2021-22**

Detail by Revenue Category and Expenditure Object 1	2019-20 Actual 2	2020-21 Estimated 3	2021-22 Recommended 4	2021-22 Adopted by the Board of Supervisors 5
--	------------------------	---------------------------	-----------------------------	--

3380 Law Library Investmt

Revenues				
Use of Money and Property	199	73	0	0
Total for: Revenues	199	73	0	0
Net Cost:	(199)	(73)	0	0

County of Marin

Special Districts and Other Agencies - Non Enterprise Financing Sources and Uses by Budget Unit by Object Fiscal Year 2021-22

Detail by Revenue Category and Expenditure Object	2019-20 Actual	2020-21 Estimated	2021-22 Recommended	2021-22 Adopted by the Board of Supervisors
1	2	3	4	5

3400 Law Library BP6322.1

Revenues				
Use of Money and Property	3,587	1,147	1,550	1,550
Intergovernmental Revenues	154,597	133,489	145,000	145,000
Charges for Current Services	15,218	63,066	2,900	2,900
Miscellaneous Revenues	1,108	726	3,800	3,800
Other Financing Sources	0	0	0	0
Total for: Revenues	174,510	198,428	153,250	153,250
Expenditures/Appropriations				
Salary and Employee Benefits	96,708	87,495	97,600	97,600
Services and Supplies	75,995	88,389	72,300	72,300
Total for: Expenditures/Appropriations	172,703	175,884	169,900	169,900
Net Cost:	(1,807)	(22,544)	16,650	16,650

County of Marin

**Special Districts and Other Agencies - Non Enterprise
Financing Sources and Uses by Budget Unit by Object
Fiscal Year 2021-22**

Detail by Revenue Category and Expenditure Object	2019-20 Actual	2020-21 Estimated	2021-22 Recommended	2021-22 Adopted by the Board of Supervisors
1	2	3	4	5

3410 CSA 17 License Plate Readers

Revenues				
Taxes	4,860	4,860	6,237	6,237
Use of Money and Property	283	120	0	0
Total for: Revenues	5,143	4,980	6,237	6,237
Expenditures/Appropriations				
Services and Supplies	1,509	0	6,237	6,237
Interfund Expense	0	0	0	0
Total for: Expenditures/Appropriations	1,509	0	6,237	6,237
Net Cost:	(3,634)	(4,980)	0	0

County of Marin

**Special Districts and Other Agencies - Non Enterprise
Financing Sources and Uses by Budget Unit by Object
Fiscal Year 2021-22**

Detail by Revenue Category and Expenditure Object	2019-20 Actual	2020-21 Estimated	2021-22 Recommended	2021-22 Adopted by the Board of Supervisors
1	2	3	4	5

3460 INVERNES #2A PRD

Revenues				
Taxes	47,726	56,576	56,168	56,168
Use of Money and Property	521	598	500	500
Other Financing Sources	0	337,000	0	0
Total for: Revenues	48,247	394,174	56,668	56,668
Expenditures/Appropriations				
Services and Supplies	0	337,835	0	0
Interfund Expense	0	19,773	0	0
Other Financing Uses	0	0	56,668	56,668
Total for: Expenditures/Appropriations	0	357,608	56,668	56,668
Net Cost:	(48,247)	(36,566)	0	0

County of Marin

Special Districts and Other Agencies - Non Enterprise Financing Sources and Uses by Budget Unit by Object Fiscal Year 2021-22

Detail by Revenue Category and Expenditure Object	2019-20 Actual	2020-21 Estimated	2021-22 Recommended	2021-22 Adopted by the Board of Supervisors
1	2	3	4	5

3470 CSA 14 CAPITAL IMPROVEMENT

Revenues				
Use of Money and Property	4,190	5,301	0	0
Miscellaneous Revenues	0	130,000	0	0
Other Financing Sources	1,339,000	414,189	0	0
Total for: Revenues	1,343,190	549,490	0	0
Expenditures/Appropriations				
Services and Supplies	32,605	49,989	0	0
Transfers Out	535,487	0	0	0
Total for: Expenditures/Appropriations	568,092	49,989	0	0
Net Cost:	(775,098)	(499,501)	0	0

Supplemental Information

DIRECTORY OF MARIN COUNTY OFFICIALS

BOARD OF SUPERVISORS: Regular sessions of the Board of Supervisors: Every Tuesday at 9:00 A.M. (holidays excepted).

ELECTED OFFICIALS

Assessor-Recorder-County Clerk, Civic Center, San Rafael	Shelly Scott
Board of Supervisors, Civic Center, San Rafael	
First District – San Rafael & Las Gallinas Valley	Damon Connolly
Second District – Ross Valley	Katie Rice
Third District – Southern Marin	Stephanie Moulton-Peters
Fourth District – San Rafael, Larkspur, Corte Madera, San Geronimo Valley & West Marin	Dennis Rodoni
Fifth District – Northern Marin	Judy Arnold
District Attorney, Hall of Justice, San Rafael	Lori Frugoli
Sheriff-Coroner, 1600 Los Gamos Drive, Suite 200, San Rafael	Robert T. Doyle

APPOINTED OFFICIALS (by the Board of Supervisors)

Administrator, Civic Center, San Rafael	Matthew H. Hymel
Agricultural Commissioner/Weights & Measures, 1682 Novato Blvd., Novato	Stefan P. Parnay
Chief Probation Officer, Hall of Justice, San Rafael	Marlon Washington
Director of Child Support Services, 88 Rowland Way, Suite 200, Novato	Jill K. Francis
County Counsel, Civic Center, San Rafael	Brian E. Washington
Director of Cultural Services, Marin Center, San Rafael	Gabriella Calicchio
Director of Community Development, Civic Center, San Rafael	Thomas Lai
Director of Finance, Civic Center, San Rafael	Roy Given, CPA
Director of Health & Human Services, 20 N. San Pedro Road, San Rafael	Benita McLarin
Director of Library Services, Civic Center, San Rafael	Lana Adlawan
Parks Director and Open Space General Manager, Civic Center, San Rafael	Max Korten
Director of Public Works, County Road Commissioner, County Engineer and Purchasing Agent	Rosemarie Gaglione
Farm Advisor/U.C. Cooperative Extension, 1682 Novato Blvd., Novato	David Lewis
Fire Chief, 33 Castle Rock Avenue, Woodacre	Jason Weber
Public Defender, Hall of Justice, San Rafael	David Sutton
Registrar of Voters, Hall of Justice, San Rafael	Lynda Roberts

APPOINTED OFFICIALS (by County Administrator)

Director of Human Resources, Civic Center, San Rafael	Mary Hao
Chief Information Officer, 1600 Los Gamos, San Rafael	Liza Massey

APPOINTED OFFICIALS (by Marin County Employees' Retirement Association)

Retirement Administrator, One McInnis Parkway, San Rafael	Jeff Wickman
---	--------------

TRENDS RELATING TO PROPERTY TAXES COUNTY FUNDS ONLY
(Countywide Tax Base)

BUDGET REQUIREMENTS		
<u>Fiscal Year</u>	<u>Amount</u>	<u>Percent Change</u>
2003-04	\$323,776,012	0.8%
2004-05	\$340,187,339	5.1%
2005-06	\$374,447,391	10.1%
2006-07	\$384,950,843	2.8%
2007-08	\$429,154,849	11.5%
2008-09	\$435,125,293	1.4%
2009-10	\$452,095,401	3.9%
2010-11	\$457,669,548	1.2%
2011-12	\$503,104,380	9.9%
2012-13	\$517,821,148	2.9%
2013-14	\$543,440,350	4.9%
2014-15	\$580,236,145	6.8%
2015-16	\$620,792,535	7.0%
2016-17	\$678,324,696	9.3%
2017-18	\$695,451,416	2.5%
2018-19	\$724,945,087	4.2%
2019-20	\$775,879,462	7.0%
2020-21	\$759,699,113	-2.1%
2021-22	\$835,080,682	9.9%

CURRENT SECURED PROPERTY TAX		
<u>Fiscal Year</u>	<u>Amount</u>	<u>Percent Change</u>
2003-04	\$64,058,933	6.6%
2004-05	\$68,627,502	7.1%
2005-06	\$74,659,048	8.8%
2006-07	\$81,883,850	9.7%
2007-08	\$86,887,914	6.1%
2008-09	\$91,232,310	5.0%
2009-10	\$92,323,563	1.2%
2010-11	\$91,498,993	-0.9%
2011-12	\$92,208,016	0.8%
2012-13	\$93,184,174	1.1%
2013-14	\$96,896,989	4.0%
2014-15	\$102,660,844	5.9%
2015-16	\$110,123,652	7.3%
2016-17	\$117,332,593	6.5%
2017-18	\$123,668,404	5.4%
2018-19	\$130,570,490	5.6%
2019-20	\$137,138,455	5.0%
2020-21	\$143,487,950	4.6%
2021-22	\$149,335,397	4.1%

POPULATION LESS EXCLUSIONS		
<u>Fiscal Year</u>	<u>Amount</u>	<u>Percent Change</u>
2003-04	243,689	0.1%
2004-05	249,230	2.3%
2005-06	245,772	-1.4%
2006-07	246,930	0.5%
2007-08	250,717	1.5%
2008-09	252,146	0.6%
2009-10	253,287	0.5%
2010-11	255,630	0.9%
2011-12	249,065	-2.6%
2012-13	250,024	0.4%
2013-14	249,652	-0.1%
2014-15	251,401	0.7%
2015-16	254,558	1.3%
2016-17	258,318	1.5%
2017-18	259,541	0.5%
2018-19	259,649	0.0%
2019-20	258,540	-0.4%
2020-21	256,353	-0.8%
2021-22	255,106	-0.5%

TAX RATE PER \$100.00		
<u>Fiscal Year</u>	<u>AB 8 Factor</u>	
2003-04	1.000000	0.1690
2004-05	1.000000	0.1686
2005-06	1.000000	0.1687
2006-07	1.000000	0.1685
2007-08	1.000000	0.1688
2008-09	1.000000	0.1688
2009-10	1.000000	0.1685
2010-11	1.000000	0.1692
2011-12	1.000000	0.1693
2012-13	1.000000	0.1696
2013-14	1.000000	0.1697
2014-15	1.000000	0.1697
2015-16	1.000000	0.1698
2016-17	1.000000	0.1700
2017-18	1.000000	0.1701
2018-19	1.000000	0.1702
2019-20	1.000000	0.1703
2020-21	1.000000	0.1703
2021-22	1.000000	0.1704

ASSESSED VALUATION		
<u>Fiscal Year</u>	<u>Amount</u>	<u>Percent Change</u>
2003-04	\$39,042,371,722	7.0%
2004-05	\$41,753,312,966	6.9%
2005-06	\$45,413,174,174	8.8%
2006-07	\$49,262,013,740	8.5%
2007-08	\$52,553,946,565	6.7%
2008-09	\$55,560,013,363	5.7%
2009-10	\$56,084,739,167	0.9%
2010-11	\$55,379,207,012	-1.3%
2011-12	\$55,768,316,854	0.7%
2012-13	\$56,237,453,658	0.8%
2013-14	\$58,405,109,043	3.9%
2014-15	\$61,835,112,038	5.9%
2015-16	\$66,207,429,352	7.1%
2016-17	\$70,800,436,500	6.9%
2017-18	\$74,528,236,959	5.3%
2018-19	\$78,554,486,925	5.4%
2019-20	\$82,516,667,278	5.0%
2020-21	\$86,326,395,574	4.6%
2021-22	\$89,719,316,599	3.9%

PER CAPITA		
<u>Fiscal Year</u>	<u>Taxes</u>	<u>Budget</u>
2003-04	\$262.87	\$1,328.64
2004-05	\$275.36	\$1,364.95
2005-06	\$303.77	\$1,523.56
2006-07	\$331.61	\$1,558.95
2007-08	\$346.56	\$1,711.71
2008-09	\$361.82	\$1,725.69
2009-10	\$364.50	\$1,784.91
2010-11	\$357.94	\$1,790.36
2011-12	\$370.22	\$1,790.36
2012-13	\$372.70	\$2,019.97
2013-14	\$373.26	\$2,176.79
2014-15	\$385.43	\$2,308.01
2015-16	\$403.29	\$2,438.71
2016-17	\$454.22	\$2,625.93
2017-18	\$476.49	\$2,679.54
2018-19	\$502.87	\$2,792.02
2019-20	\$530.43	\$3,001.00
2020-21	\$559.73	\$2,963.49
2021-22	\$585.39	\$3,273.47

Class #	AGRICULTURE, WEIGHTS AND MEASURES	FY 2019-20 Final	FY 2020-21 Adopted	FY 2020-21 Modified	FY 2021-22 Adopted
319	ADMINISTRATIVE SERVICES ASSOCIATE	1.00	1.00	1.00	1.00
826	AG/WEIGHTS & MEASURES INSPECTOR I	1.00	1.00	0.50	-
827	AG/WEIGHTS & MEASURES INSPECTOR II	1.00	1.00	1.00	1.00
828	AG/WEIGHTS & MEASURES INSPECTOR III	7.00	7.00	7.00	7.00
241	AGRICULTURE/WEIGHTS & MEASURES DIRECTOR	1.00	1.00	1.00	1.00
240	DEPUTY AGRICULTURAL COMM/DEPUTY DIR W&M	1.00	1.00	1.00	1.00
1341	OFFICE ASSISTANT III	1.00	1.00	1.00	2.00
829	SUPERVISING AGRICULTURAL/W&M INSPECTOR	1.00	1.00	1.00	1.00
	Total	14.00	14.00	13.50	14.00

Class #	ASSESSOR-RECORDER-COUNTY CLERK	FY 2019-20 Final	FY 2020-21 Adopted	FY 2020-21 Modified	FY 2021-22 Adopted
1339	ADMINISTRATIVE ASSISTANT II	1.00	1.00	1.00	1.00
319	ADMINISTRATIVE SERVICES ASSOCIATE	1.00	1.00	1.00	1.00
313	ADMINISTRATIVE SERVICES MANAGER	-	-	1.00	1.00
318	ADMINISTRATIVE SERVICES TECHNICIAN	-	-	1.00	1.00
358	APPRAISER II	15.00	15.00	15.00	15.00
357	APPRAISER III	5.00	5.00	5.00	5.00
345	ASSESSMENT RECORDING COUNTY CLERK SUPVR	6.00	6.00	6.00	6.00
344	ASSESSMENT-RECORDING-COUNTY CLERK TECH II	18.00	18.00	17.00	17.00
104	ASSESSOR-RECORDER-COUNTY CLERK	1.00	1.00	1.00	1.00
105	ASSISTANT ASSESSOR-RECORDER-COUNTY CLERK	1.00	1.00	1.00	1.00
106	ASSISTANT ASSESSOR-VALUATION	1.00	1.00	1.00	1.00
360	AUDITOR APPRAISER II	4.00	4.00	4.00	4.00
619	CADASTRAL MAPPING TECHNICIAN II	2.00	2.00	1.00	1.00
112	CHIEF DEPUTY RECORDER - COUNTY CLERK	1.00	1.00	1.00	1.00
119	CHIEF OF ADMIN SERVICES	1.00	1.00	-	-
347	CHIEF OF ASSESSMENT STANDARDS	1.00	1.00	1.00	1.00
349	CHIEF OF ASSESSMENT SYSTEMS	1.00	1.00	1.00	1.00
325	HUMAN RESOURCES ANALYST II (FIXED)	1.00	-	-	-
364	PRINCIPAL APPRAISER	4.00	4.00	4.00	4.00
351	PRINCIPAL AUDITOR APPRAISER	1.00	1.00	1.00	1.00
346	SENIOR ASSESSMENT RECORD CNTY CLERK TECH	7.00	7.00	6.00	6.00
353	SENIOR AUDITOR-APPRAISER	1.00	1.00	1.00	1.00
915	SENIOR PROGRAMMER ANALYST (FIXED)	1.00	-	-	-
283	SUPV TECHNOLOGY SYSTEMS SPECIALIST	1.00	1.00	1.00	1.00
282	TECHNOLOGY SYSTEMS SPECIALIST III	1.00	1.00	1.00	1.00
	Total	76.00	74.00	72.00	72.00

Class #	BOARD OF SUPERVISORS	FY 2019-20 Final	FY 2020-21 Adopted	FY 2020-21 Modified	FY 2021-22 Adopted
1522	ASSISTANT CLERK TO BOARD OF SUPERVISORS	1.00	1.00	1.00	1.00
1523	BOARD AIDE	10.00	10.00	10.00	10.00
151	BOARD OF SUPERVISORS	5.00	5.00	5.00	5.00
1520	DEPUTY CLERK TO THE BOARD II	1.00	1.00	1.00	1.00
1521	DEPUTY CLERK TO THE BOARD III	4.00	4.00	4.00	4.00
	Total	21.00	21.00	21.00	21.00

Class #	CHILD SUPPORT SERVICES	FY 2019-20 Final	FY 2020-21 Adopted	FY 2020-21 Modified	FY 2021-22 Adopted
309	ADMINISTRATIVE SERVICES OFFICER	1.00	1.00	1.00	1.00
318	ADMINISTRATIVE SERVICES TECHNICIAN	-	-	1.00	1.00
116	ASSISTANT DIRECTOR CHILD SUPPORT SVC	1.00	1.00	1.00	1.00
1332	CHILD SUPPORT OFFICER II	4.00	4.00	4.00	4.00
1354	CHILD SUPPORT OFFICER II-BILINGUAL	2.00	2.00	2.00	2.00
1367	CHILD SUPPORT OFFICER III	3.00	2.00	2.00	2.00
332	COLLECTIONS MANAGER	1.00	1.00	1.00	1.00
330	COLLECTIONS OFFICER I	4.00	3.00	3.00	3.00

2553	DEPUTY CHILD SUPPORT ATTORNEY III	2.00	2.00	2.00	2.00
115	DIRECTOR OF CHILD SUPPORT SERVICES	1.00	1.00	1.00	1.00
1415	LEGAL PROCESS ASSISTANT II	2.00	2.00	2.00	2.00
1417	LEGAL PROCESS SPECIALIST	2.00	2.00	2.00	2.00
1368	LEGAL PROCESS SUPERVISOR	1.00	1.00	1.00	1.00
1690	LEGAL RESEARCH ASSISTANT	1.00	1.00	1.00	1.00
1341	OFFICE ASSISTANT III	1.00	1.00	1.00	1.00
1390	SENIOR ACCOUNTING ASSISTANT	2.00	2.00	-	-
1349	SUPERVISING CHILD SUPPORT OFFICER	1.00	1.00	1.00	1.00
Total		29.00	27.00	26.00	26.00

Class #	COMMUNITY DEVELOPMENT AGENCY	FY 2019-20 Final	FY 2020-21 Adopted	FY 2020-21 Modified	FY 2021-22 Adopted
370	ACCOUNTANT II	1.00	1.00	1.00	1.00
1325	ADMINISTRATIVE ASSISTANT I	3.00	3.00	2.00	2.00
1339	ADMINISTRATIVE ASSISTANT II	1.00	1.00	1.00	1.00
319	ADMINISTRATIVE SERVICES ASSOCIATE	4.00	4.00	4.00	4.00
396	ADMINISTRATIVE SERVICES DIRECTOR	1.00	1.00	1.00	1.00
318	ADMINISTRATIVE SERVICES TECHNICIAN	-	-	1.00	1.00
114	ASSISTANT DIRECTOR COMMUNITY DEVELOPMENT	1.00	1.00	1.00	1.00
1171	ASSISTANT HARBORMASTER (FIXED)	-	-	1.00	1.00
626	ASSOCIATE CIVIL ENGINEER	2.00	2.00	2.00	2.00
810	BUILDING INSPECTION SERVICES SUPERVISOR	1.00	1.00	1.00	1.00
814	BUILDING INSPECTOR II	4.00	4.00	4.00	4.00
157	BUILDING PERMIT TECHNICIAN II	2.00	2.00	2.00	2.00
605	BUILDING PLANS EXAMINER	4.00	4.00	4.00	4.00
681	CODE COMPLIANCE SPECIALIST II	3.00	3.00	3.00	3.00
160	COMMUNITY DEVELOPMENT TECHNICIAN II	6.00	6.00	6.00	6.00
160	COMMUNITY DEVELOPMENT TECHNICIAN II (FIXED)	1.00	1.00	-	-
813	DEPUTY DIRECTOR BUILDING INSP & SAFETY	1.00	1.00	1.00	1.00
820	DEPUTY DIRECTOR ENVIRONMENTAL HEALTH SVC	1.00	1.00	1.00	1.00
600	DIRECTOR OF COMMUNITY DEVELOPMENT	1.00	1.00	1.00	1.00
806	ENVIRONMENTAL HEALTH SPECIALIST II	8.00	8.00	8.00	8.00
806	ENVIRONMENTAL HEALTH SPECIALIST II (FIXED)	2.00	1.00	2.00	2.00
807	ENVIRONMENTAL HEALTH SVCS PROJECT MGR	1.00	1.00	1.00	1.00
129	GEOGRAPHIC INFO SYSTEMS ANALYST II	1.00	1.00	1.00	1.00
130	HARBOR ADMINISTRATOR	1.00	1.00	1.00	1.00
293	MEDIA TECHNICIAN	1.00	1.00	1.00	2.00
293	MEDIA TECHNICIAN (FIXED)	2.00	2.00	2.00	2.00
1341	OFFICE ASSISTANT III	2.00	2.00	2.00	2.00
170	PERMIT SERVICES MANAGER	-	-	1.00	1.00
170	PERMIT SERVICES MANAGER (FIXED)	1.00	1.00	-	-
608	PLANNER	8.00	8.00	8.00	8.00
687	PLANNING MANAGER	5.00	5.00	5.00	5.00
641	PRINCIPAL CIVIL ENGINEER	1.00	1.00	1.00	1.00
606	PRINCIPAL PLANNER	1.00	1.00	1.00	1.00
811	SENIOR BUILDING INSPECTOR	-	-	1.00	1.00
158	SENIOR BUILDING PERMIT TECHNICIAN	1.00	1.00	1.00	1.00
391	SENIOR DEPARTMENT ANALYST	-	-	-	1.00
804	SENIOR ENVIRONMENTAL HEALTH SPECIALIST	8.00	8.00	8.00	8.00
607	SENIOR PLANNER	7.00	7.00	7.00	7.00
607	SENIOR PLANNER (FIXED)	1.00	1.00	-	-
1251	SENIOR PROGRAM COORDINATOR (FIXED)	1.00	1.00	1.00	1.00
684	SUPERVISING CODE COMPLIANCE SPECIALIST	1.00	1.00	1.00	1.00
803	SUPERVISING ENVIRONMENTAL HEALTH SPEC	3.00	3.00	3.00	3.00
Total		93.00	92.00	93.00	95.00

Class #	COUNTY ADMINISTRATOR'S OFFICE	FY 2019-20 Final	FY 2020-21 Adopted	FY 2020-21 Modified	FY 2021-22 Adopted
297	ADMIN SERVICES ASSOC CONF	1.00	1.00	1.00	1.00

300	ADMINISTRATIVE ANALYST III	3.00	3.00	2.75	3.75
300	ADMINISTRATIVE ANALYST III (FIXED)	2.00	2.00	2.00	2.00
1339	ADMINISTRATIVE ASSISTANT II	1.00	1.00	1.00	1.00
313	ADMINISTRATIVE SERVICES MANAGER	1.00	1.00	1.00	1.00
318	ADMINISTRATIVE SERVICES TECHNICIAN	-	-	-	1.00
202	ASSISTANT COUNTY ADMINISTRATOR	2.00	2.00	2.00	2.00
206	BUDGET MANAGER	1.00	1.00	1.00	1.00
339	BUSINESS SYSTEMS ANALYST	1.00	1.00	1.00	1.00
639	CAPITAL PLANNING & PROJECT MANAGER	1.00	1.00	1.00	1.00
201	COUNTY ADMINISTRATOR	1.00	1.00	1.00	1.00
390	DEPARTMENT ANALYST II (FIXED)	1.00	1.00	1.00	1.00
198	EQUITY DIRECTOR	-	-	1.00	1.00
1500	EXECUTIVE ASSISTANT TO COUNTY ADMIN	1.00	1.00	1.00	1.00
200	FACILITIES PLANNING & DEVELOPMENT MGR	1.00	1.00	1.00	1.00
295	MEDIA MANAGER	1.00	1.00	1.00	1.00
294	MEDIA SPECIALIST	1.00	1.00	1.00	1.00
294	MEDIA SPECIALIST (FIXED)	-	-	1.00	1.00
305	PRINCIPAL ADMINISTRATIVE ANALYST	1.00	1.00	1.00	1.00
298	RISK MANAGER	1.00	1.00	1.00	1.00
335	SAFETY OFFICER	1.00	1.00	1.00	1.00
337	WORKERS' COMPENSATION ANALYST	1.00	1.00	1.00	1.00
Total		23.00	23.00	24.75	26.75

Class #	COUNTY COUNSEL	FY 2019-20 Final	FY 2020-21 Adopted	FY 2020-21 Modified	FY 2021-22 Adopted
1501	ADMINISTRATIVE SECRETARY - LEGAL	1.00	1.00	1.00	1.00
317	ADMINISTRATIVE SERVICES OFFICER- CONF	1.00	1.00	1.00	1.00
1366	ADMINISTRATIVE SERVICES SPECIALIST-CONF	1.00	1.00	1.00	1.00
210	ASSISTANT COUNTY COUNSEL	1.00	1.00	1.00	1.00
534	CHIEF DEPUTY COUNTY COUNSEL	1.00	1.00	1.00	1.00
1357	CIVIL LITIGATION SPECIALIST	3.00	3.00	3.00	3.00
208	COUNTY COUNSEL	1.00	1.00	1.00	1.00
2543	COUNTY COUNSEL III	6.00	6.00	5.00	5.00
2544	COUNTY COUNSEL IV	6.00	6.00	6.00	6.00
1525	LEGAL SECRETARY II-CONFIDENTIAL	2.00	2.00	2.00	2.00
Total		23.00	23.00	22.00	22.00

Class #	CULTURAL SERVICES	FY 2019-20 Final	FY 2020-21 Adopted	FY 2020-21 Modified	FY 2021-22 Adopted
1391	ACCOUNTING ASSISTANT	0.50	0.50	0.50	0.50
1325	ADMINISTRATIVE ASSISTANT I	2.00	2.00	2.00	2.00
319	ADMINISTRATIVE SERVICES ASSOCIATE	1.00	1.00	1.00	1.00
1255	BOX OFFICE ASSISTANT	1.00	1.00	1.00	1.00
1199	CULTURAL SERVICES TECHNICAL COORDINATOR	1.00	1.00	1.00	1.00
232	DEPUTY DIRECTOR CULTURAL & VISITOR SVCS	1.00	1.00	1.00	1.00
231	DIRECTOR OF CULTURAL SERVICES	1.00	1.00	1.00	1.00
1237	EVENT SYSTEMS SUPERVISOR	1.00	1.00	1.00	1.00
1190	EVENT/RENTAL MANAGER	1.00	1.00	1.00	1.00
1247	EVENTS COORDINATOR	1.00	1.00	1.00	1.00
1248	FAIR COORDINATOR	1.00	1.00	1.00	1.00
1132	MARIN CENTER UTILITY WORKER	2.00	2.00	2.00	2.00
295	MEDIA MANAGER	1.00	1.00	1.00	1.00
Total		14.50	14.50	14.50	14.50

Class #	DISTRICT ATTORNEY	FY 2019-20 Final	FY 2020-21 Adopted	FY 2020-21 Modified	FY 2021-22 Adopted
1501	ADMINISTRATIVE SECRETARY - LEGAL	1.00	1.00	1.00	1.00
319	ADMINISTRATIVE SERVICES ASSOCIATE	2.00	2.00	2.00	2.00
319	ADMINISTRATIVE SERVICES ASSOCIATE (FIXED)	1.00	-	-	-
318	ADMINISTRATIVE SERVICES TECHNICIAN	3.00	3.00	3.00	3.00

121	ASSISTANT DISTRICT ATTORNEY	1.00	1.00	1.00	1.00
520	CHIEF DEPUTY DISTRICT ATTORNEY	2.00	2.00	2.00	2.00
517	CHIEF DISTRICT ATTORNEY INVESTIGATOR	1.00	1.00	-	-
1274	CONSUMER & COMMUNITY MEDIATION COORD	1.00	1.00	1.00	1.00
2521	DEPUTY DISTRICT ATTORNEY I (FIXED)	1.00	1.00	-	-
2522	DEPUTY DISTRICT ATTORNEY II	3.00	3.00	2.00	2.00
2522	DEPUTY DISTRICT ATTORNEY II (FIXED)	-	-	1.00	1.00
2523	DEPUTY DISTRICT ATTORNEY III	13.00	13.00	13.00	13.00
2524	DEPUTY DISTRICT ATTORNEY IV	9.00	9.00	9.00	9.00
120	DISTRICT ATTORNEY	1.00	1.00	1.00	1.00
122	DISTRICT ATTORNEY ADMINISTRATOR	1.00	1.00	1.00	1.00
518	DISTRICT ATTORNEY INVESTIGATOR	4.00	4.00	4.00	4.00
518	DISTRICT ATTORNEY INVESTIGATOR (FIXED)	2.00	2.00	1.00	1.00
1415	LEGAL PROCESS ASSISTANT II	6.00	6.00	6.00	6.00
1417	LEGAL PROCESS SPECIALIST	10.00	10.00	10.00	10.00
1368	LEGAL PROCESS SUPERVISOR	1.00	1.00	1.00	1.00
1690	LEGAL RESEARCH ASSISTANT	1.00	1.00	1.00	1.00
1690	LEGAL RESEARCH ASSISTANT (FIXED)	1.00	1.00	1.00	1.00
1336	LEGAL SECRETARY II	5.00	5.00	5.00	5.00
1272	MEDIATION CASE DEVEL-BILINGUAL	1.00	1.00	1.00	1.00
521	SUPERVISING DISTRICT ATTORNEY INVESTIGATOR	2.00	2.00	2.00	2.00
284	TECHNOLOGY SYSTEMS COORDINATOR	1.00	1.00	1.00	1.00
282	TECHNOLOGY SYSTEMS SPECIALIST III	1.00	1.00	1.00	1.00
282	TECHNOLOGY SYSTEMS SPECIALIST III (FIXED)	0.40	0.40	0.40	0.40
1215	VICTIM WITNESS PROGRAM SUPERVISOR	1.00	1.00	1.00	1.00
1220	VICTIM/WITNESS ADVOCATE	3.00	3.00	3.00	3.00
1220	VICTIM/WITNESS ADVOCATE (FIXED)	1.00	-	1.00	1.00
1221	VICTIM/WITNESS ADVOCATE BILINGUAL	1.00	1.00	1.00	1.00
1221	VICTIM/WITNESS ADVOCATE BILINGUAL (FIXED)	1.00	1.00	1.00	1.00
Total		82.40	80.40	78.40	78.40

Class #	ELECTIONS	FY 2019-20 Final	FY 2020-21 Adopted	FY 2020-21 Modified	FY 2021-22 Adopted
319	ADMINISTRATIVE SERVICES ASSOCIATE	1.00	1.00	1.00	1.00
133	ASST REGISTRAR OF VOTERS	1.00	1.00	1.00	1.00
1323	ELECTIONS TECHNICIAN II	3.00	3.00	3.00	3.00
1319	ELECTIONS TECHNICIAN III	1.00	1.00	1.00	1.00
138	REGISTRAR OF VOTERS	1.00	1.00	1.00	1.00
1251	SENIOR PROGRAM COORDINATOR	2.00	2.00	2.00	2.00
279	TECHNOLOGY SYSTEMS SPECIALIST II	1.00	1.00	1.00	1.00
Total		10.00	10.00	10.00	10.00

Class #	UCCE FARM ADVISOR	FY 2019-20 Final	FY 2020-21 Adopted	FY 2020-21 Modified	FY 2021-22 Adopted
318	ADMINISTRATIVE SERVICES TECHNICIAN	1.00	1.00	1.00	1.00
1342	OFFICE ASSISTANT III BILINGUAL	0.90	0.90	0.90	0.90
Total		1.90	1.90	1.90	1.90

Class #	DEPARTMENT OF FINANCE	FY 2019-20 Final	FY 2020-21 Adopted	FY 2020-21 Modified	FY 2021-22 Adopted
370	ACCOUNTANT II	7.00	7.00	7.00	7.00
1391	ACCOUNTING ASSISTANT	5.00	5.00	5.00	5.00
1404	ACCOUNTING TECHNICIAN	3.00	3.00	3.00	3.00
379	ACCOUNTING UNIT MANAGER	4.00	4.00	4.00	4.00
1502	ADMINISTRATIVE ASSISTANT III	1.00	1.00	1.00	1.00
319	ADMINISTRATIVE SERVICES ASSOCIATE	2.00	2.00	2.00	2.00
318	ADMINISTRATIVE SERVICES TECHNICIAN	1.00	1.00	1.00	1.00
318	ADMINISTRATIVE SERVICES TECHNICIAN (FIXED)	-	-	1.00	1.00
362	ASSISTANT DIRECTOR OF FINANCE	1.00	1.00	1.00	1.00
372	AUDIT MANAGER	1.00	1.00	1.00	1.00

375	AUDITOR II	1.00	1.00	1.00	1.00
339	BUSINESS SYSTEMS ANALYST (FIXED)	1.00	1.00	-	-
340	BUSINESS/ERP SYSTEMS ANALYST	-	-	1.00	1.00
526	CHIEF DEPUTY PUBLIC ADMINISTRATOR	1.00	1.00	1.00	1.00
332	COLLECTIONS MANAGER	1.00	1.00	1.00	-
330	COLLECTIONS OFFICER I	2.00	2.00	2.00	2.00
336	COLLECTIONS OFFICER II	1.00	1.00	1.00	1.00
363	DEPARTMENT OF FINANCE DIVISION CHIEF	4.00	4.00	4.00	4.00
516	DEPUTY PUBLIC ADMINISTRATOR II	2.00	2.00	2.00	2.00
125	DIRECTOR OF FINANCE	1.00	1.00	1.00	1.00
395	FINANCIAL SYSTEMS ANALYST	5.00	5.00	5.00	5.00
365	PAYROLL ACCOUNTING TECHNICIAN	1.00	1.00	1.00	1.00
365	PAYROLL ACCOUNTING TECHNICIAN (FIXED)	-	-	1.00	1.00
387	PAYROLL MANAGER	1.00	1.00	1.00	1.00
373	SENIOR ACCOUNTANT	7.00	7.00	7.00	7.00
1390	SENIOR ACCOUNTING ASSISTANT	6.00	6.00	6.00	6.00
367	SENIOR PAYROLL ACCOUNTING TECHNICIAN	2.00	2.00	2.00	2.00
367	SENIOR PAYROLL ACCOUNTING TECHNICIAN (FIXED)	1.00	-	-	-
Total		62.00	61.00	63.00	62.00

Class #	MARIN COUNTY FIRE	FY 2019-20 Final	FY 2020-21 Adopted	FY 2020-21 Modified	FY 2021-22 Adopted
1404	ACCOUNTING TECHNICIAN	1.00	1.00	1.00	1.00
319	ADMINISTRATIVE SERVICES ASSOCIATE	1.00	1.00	1.00	1.00
313	ADMINISTRATIVE SERVICES MANAGER	1.00	1.00	1.00	1.00
318	ADMINISTRATIVE SERVICES TECHNICIAN	-	-	-	1.00
215	DEPUTY DIRECTOR OF FIRE	1.00	1.00	1.00	1.00
225	DEPUTY FIRE CHIEF	1.00	1.00	1.00	1.00
744	FIRE BATTALION CHIEF - 40 HOURS	3.00	3.00	3.00	3.00
744	FIRE BATTALION CHIEF - 40 HOURS (FIXED)	1.00	1.00	-	-
392	FIRE CAPTAIN	9.00	9.00	11.00	11.00
748	FIRE CAPTAIN - 40 HOURS	5.00	5.00	5.00	5.00
221	FIRE CHIEF	1.00	1.00	1.00	1.00
727	FIRE DISPATCHER	3.00	3.00	3.00	3.00
737	FIRE ENGINEER	19.00	19.00	19.00	19.00
735	FIRE ENGINEER PARAMEDIC	21.00	21.00	21.00	21.00
749	FIRE ENGINEER PARAMEDIC - 40 HOURS	2.00	2.00	2.00	2.00
735	FIRE ENGINEER PARAMEDIC (FIXED)	1.00	1.00	1.00	-
731	FIRE HEAVY EQUIPMENT OPERATOR	3.00	3.00	3.00	3.00
725	FIRE INSPECTOR (FIXED)	-	-	1.00	1.00
223	FIRE OPERATIONS BATTALION CHIEF	3.00	3.00	3.00	3.00
733	FIREFIGHTER	6.00	6.00	6.00	6.00
733	FIREFIGHTER (FIXED)	4.00	4.00	4.00	4.00
739	FIREFIGHTER PARAMEDIC	5.00	5.00	11.00	11.00
739	FIREFIGHTER PARAMEDIC (FIXED)	1.00	1.00	1.00	-
728	SENIOR FIRE CAPTAIN	6.00	6.00	6.00	6.00
728	SENIOR FIRE CAPTAIN (FIXED)	1.00	1.00	-	-
Total		99.00	99.00	106.00	105.00

Class #	HEALTH AND HUMAN SERVICES (H&HS)	FY 2019-20 Final	FY 2020-21 Adopted	FY 2020-21 Modified	FY 2021-22 Adopted
370	ACCOUNTANT II	8.00	8.00	8.00	11.00
370	ACCOUNTANT II (FIXED)	1.00	1.00	-	-
1391	ACCOUNTING ASSISTANT	5.50	5.50	4.50	4.50
1404	ACCOUNTING TECHNICIAN	4.00	4.00	4.00	4.00
302	ADMINISTRATIVE ANALYST II	1.00	1.00	-	-
300	ADMINISTRATIVE ANALYST III	1.00	1.00	-	-
1325	ADMINISTRATIVE ASSISTANT I	2.40	2.40	2.00	2.00
1339	ADMINISTRATIVE ASSISTANT II	6.00	6.00	6.00	6.00
1502	ADMINISTRATIVE ASSISTANT III	1.00	1.00	1.00	1.00

319	ADMINISTRATIVE SERVICES ASSOCIATE	11.00	11.00	11.00	12.00
319	ADMINISTRATIVE SERVICES ASSOCIATE (FIXED)	-	-	1.00	1.00
313	ADMINISTRATIVE SERVICES MANAGER	1.00	1.00	1.00	1.00
309	ADMINISTRATIVE SERVICES OFFICER	3.00	3.00	3.00	3.00
317	ADMINISTRATIVE SERVICES OFFICER- CONF	1.00	1.00	1.00	1.00
318	ADMINISTRATIVE SERVICES TECHNICIAN	10.50	10.50	10.50	10.50
1406	ASSISTANT CHIEF FISCAL OFFICER-H&HS	3.00	3.00	3.00	3.00
265	ASSISTANT DIRECTOR H&HS- BHRS	1.00	1.00	1.00	1.00
237	ASSISTANT DIRECTOR H&HS -SOCIAL SERVICES	1.00	1.00	1.00	1.00
993	BEHAVIORAL HEALTH CARE ASSISTANT	1.50	1.50	1.50	1.50
272	BHRS DIVISION DIRECTOR	5.00	5.00	5.00	5.00
266	BHRS OPERATIONS DIRECTOR	-	-	1.00	1.00
995	BHRS PEER COUNSELOR II	3.00	3.00	3.00	3.00
995	BHRS PEER COUNSELOR II (FIXED)	0.50	0.50	0.50	0.50
428	BHRS PEER PROGRAM COORDINATOR (FIXED)	-	-	1.50	1.50
271	BHRS PROGRAM MANAGER	4.00	4.00	4.00	4.00
277	BHRS UNIT SUPERVISOR	16.00	16.00	16.00	16.00
280	BHRS UNIT SUPERVISOR - BIL	1.00	1.00	1.00	1.00
236	CHIEF ASSISTANT DIRECTOR H&HS	2.00	2.00	2.00	2.00
1400	CHIEF FISCAL OFFICER-H&HS	1.00	1.00	1.00	1.00
1382	CHIEF INVESTIGATOR SPECIAL INVEST UNIT	1.00	1.00	1.00	1.00
1016	CHIEF THERAPIST	1.00	1.00	1.00	1.00
1243	CHILD WELFARE WORKER II	15.60	15.60	15.60	15.60
1246	CHILD WELFARE WORKER II BILINGUAL	13.00	13.00	13.00	13.00
1036	CLINIC REGISTERED NURSE II - BILINGUAL	0.20	0.20	-	-
1083	CLINICAL PSYCHOLOGIST II	4.00	4.00	3.00	3.00
1088	CLINICAL PSYCHOLOGIST II BILINGUAL	2.00	2.00	2.00	2.00
336	COLLECTIONS OFFICER II	1.00	1.00	1.00	1.00
263	COMPLIANCE OFFICER	1.00	1.00	1.00	1.00
242	COUNTY PUBLIC HEALTH OFFICER	1.00	1.00	1.00	1.00
1485	CRISIS SPECIALIST III	2.00	2.00	2.00	2.00
1078	DENTAL HYGIENIST	0.80	0.80	0.80	0.80
390	DEPARTMENT ANALYST II	10.00	10.00	13.00	15.00
390	DEPARTMENT ANALYST II (FIXED)	2.00	2.00	-	-
1275	DEPUTY PUBLIC GUARDIAN/CONSERV/INVEST II	6.00	6.00	6.00	6.00
228	DEPUTY PUBLIC HEALTH OFFICER	1.00	1.00	1.00	1.00
1472	DETENTION LICENSED VOCATIONAL NURSE	2.30	2.30	2.30	2.30
1467	DETENTION NURSE PRACTITIONER	1.40	1.40	1.40	1.40
1468	DETENTION REGISTERED NURSE	9.20	9.20	8.60	8.60
238	DIRECTOR OF HEALTH & HUMAN SERVICES	1.00	1.00	1.00	1.00
272	DIVISION DIRECTOR	-	-	-	1.00
1396	ELIGIBILITY ASSISTANT	3.00	3.00	3.00	3.00
1395	ELIGIBILITY PROGRAM SPECIALIST	2.00	2.00	2.00	2.00
1399	ELIGIBILITY SPECIALIST	3.00	3.00	3.00	3.00
1381	ELIGIBILITY SUPERVISOR	14.00	14.00	15.00	15.00
1386	ELIGIBILITY WORKER II	33.00	33.00	33.00	33.00
1388	ELIGIBILITY WORKER II-BILINGUAL	63.00	63.00	62.00	62.00
1385	ELIGIBILITY WORKER III	12.00	12.00	11.00	11.00
1393	ELIGIBILITY WORKER III-BILINGUAL	11.00	11.00	12.00	12.00
1517	EMERGENCY MEDICAL SERVICES ADMINISTRATOR	1.00	1.00	1.00	1.00
1518	EMERGENCY MEDICAL SERVICES SPECIALIST	2.00	2.00	2.00	2.00
1223	EMPLOYMENT DEVELOPMENT COUNSELOR	14.50	14.50	15.50	15.50
1228	EMPLOYMENT DEVELOPMENT COUNSELOR-BIL	3.00	3.00	3.00	3.00
1037	EPIDEMIOLOGIST	3.45	3.45	3.45	3.45
1037	EPIDEMIOLOGIST (FIXED)	-	-	1.00	1.00
1038	EPIDEMIOLOGY MANAGER	1.00	1.00	1.00	1.00
198	EQUITY DIRECTOR	1.00	1.00	-	-
430	EQUITY MANAGER	-	-	1.00	1.00
381	FINANCE SERVICES SUPERVISOR	1.00	1.00	1.00	1.00
249	HEALTH & HUMAN SERVICES FACILITIES MGR	1.00	1.00	1.00	1.00

1032	HEALTH EDUCATOR - BILINGUAL	1.00	1.00	1.00	1.00
325	HUMAN RESOURCES ANALYST II	3.00	3.00	3.00	3.00
386	HUMAN RESOURCES TECHNICIAN	1.00	1.00	2.00	2.00
1417	LEGAL PROCESS SPECIALIST	2.00	2.00	2.00	2.00
1486	LICENSED CRISIS SPECIALIST	15.10	15.10	17.10	17.10
1486	LICENSED CRISIS SPECIALIST (FIXED)	4.00	4.00	3.00	3.00
1087	LICENSED MENTAL HEALTH PRACTITIONER	13.00	13.00	12.50	12.50
1091	LICENSED MENTAL HEALTH PRACTITIONER-BIL	9.40	9.40	9.20	9.20
294	MEDIA SPECIALIST	3.00	3.00	2.00	2.00
295	MEDIA MANAGER	-	-	-	1.00
1333	MEDICAL DIRECTOR-MENTAL HEALTH	1.00	1.00	1.00	1.00
1327	MEDICAL RECORDS SUPERVISOR	1.00	1.00	1.00	1.00
1451	MENTAL HEALTH NURSE PRACTITIONER	5.55	5.55	5.55	5.55
1089	MENTAL HEALTH PRACTITIONER	16.50	16.50	15.50	15.50
1089	MENTAL HEALTH PRACTITIONER (FIXED)	1.00	1.00	4.00	4.00
1090	MENTAL HEALTH PRACTITIONER-BILINGUAL	19.00	19.00	21.00	21.00
1090	MENTAL HEALTH PRACTITIONER-BILINGUAL (FIXED)	2.00	1.00	1.00	-
1449	MENTAL HEALTH REGISTERED NURSE	6.55	6.55	7.55	7.55
277	MENTAL HEALTH UNIT SUPERVISOR	-	-	2.00	2.00
1469	NURSING SERVICES MANAGER	3.00	3.00	3.00	3.00
1019	OCCUPATIONAL THERAPIST	2.60	2.60	2.60	2.60
1344	OFFICE ASSISTANT II (FIXED)	-	-	1.00	1.00
1341	OFFICE ASSISTANT III	35.30	35.30	34.80	34.80
1342	OFFICE ASSISTANT III BILINGUAL	24.00	24.00	24.00	25.00
1353	OFFICE SERVICES SUPERVISOR	6.00	6.00	6.00	6.00
1365	OFFICE SPECIALIST	5.00	5.00	5.00	5.00
365	PAYROLL ACCOUNTING TECHNICIAN	-	-	-	1.00
1020	PHYSICAL THERAPIST	2.68	2.68	2.68	2.68
321	PRINCIPAL HUMAN RESOURCES ANALYST	1.00	1.00	1.00	1.00
910	PRINCIPAL SYSTEMS ANALYST	1.00	1.00	1.00	1.00
697	PROGRAM COORDINATOR	1.00	1.00	1.00	3.00
697	PROGRAM COORDINATOR (FIXED)	0.75	0.75	1.75	1.75
420	PROGRAM SPECIALIST CCS-BIL	1.00	1.00	1.00	1.00
1219	PUBLIC GUARDIAN/CONSERVATOR	1.00	1.00	1.00	1.00
1070	PUBLIC HEALTH DIVISION DIRECTOR	3.00	3.00	3.00	3.00
1070	PUBLIC HEALTH DIVISION DIRECTOR (FIXED)	1.00	1.00	2.00	1.00
808	PUBLIC HEALTH INVESTIGATOR II -BIL (FIXED)	-	-	4.00	4.00
808	PUBLIC HEALTH INVESTIGATOR-BIL	1.00	1.00	1.00	1.00
1004	PUBLIC HEALTH NURSE II	4.50	4.50	4.50	4.50
1005	PUBLIC HEALTH NURSE II - BILINGUAL	1.00	1.00	1.00	1.00
1004	PUBLIC HEALTH NURSE II (FIXED)	-	-	4.00	4.00
1079	PUBLIC HEALTH PROGRAM MANAGER	3.80	3.80	3.80	3.80
1079	PUBLIC HEALTH PROGRAM MANAGER (FIXED)	-	-	1.00	1.00
281	QUALITY IMPROVEMENT COORDINATOR	1.00	1.00	1.00	1.00
1276	REGISTERED DENTAL ASSISTANT	0.50	0.50	-	-
1390	SENIOR ACCOUNTING ASSISTANT	6.00	6.00	6.00	6.00
1257	SENIOR CHILD WELFARE WORKER	6.00	6.00	6.00	6.00
391	SENIOR DEPARTMENT ANALYST	9.00	9.00	8.00	8.00
391	SENIOR DEPARTMENT ANALYST (FIXED)	-	1.00	1.00	1.00
324	SENIOR HUMAN RESOURCES ANALYST	1.00	1.00	2.00	2.00
1027	SENIOR NUTRITIONIST	1.00	1.00	1.00	1.00
1251	SENIOR PROGRAM COORDINATOR	16.45	16.45	16.75	16.75
1251	SENIOR PROGRAM COORDINATOR (FIXED)	3.00	3.00	5.00	4.00
1002	SENIOR PUBLIC HEALTH NURSE	5.00	5.00	4.00	4.00
1002	SENIOR PUBLIC HEALTH NURSE (FIXED)	-	-	1.00	1.00
1031	SENIOR PUBLIC HEALTH NURSE-BILINGUAL	1.45	1.45	1.45	1.45
1009	SENIOR REGISTERED NURSE	0.85	0.85	0.85	0.85
1252	SENIOR SOCIAL SERVICE WORKER	7.00	7.00	7.00	7.00
1162	SENIOR SUPPORT SERVICES WORKER	5.00	5.00	5.00	5.00
1165	SENIOR SUPPORT SERVICES WORKER-BIL	3.00	3.00	3.00	3.00

1017	SENIOR THERAPIST	0.80	0.80	0.80	0.80
1231	SOCIAL SERVICE PROGRAM MANAGER	12.00	12.00	12.00	12.00
275	SOCIAL SERVICE UNIT SUPERVISOR	13.00	13.00	14.00	14.00
275	SOCIAL SERVICE UNIT SUPERVISOR (FIXED)	1.00	1.00	2.00	2.00
1241	SOCIAL SERVICE WORKER I	3.00	3.00	3.00	3.00
1241	SOCIAL SERVICE WORKER I (FIXED)	1.00	1.00	1.00	1.00
1233	SOCIAL SERVICE WORKER I-BILINGUAL	3.75	3.75	3.75	3.75
1239	SOCIAL SERVICE WORKER II	20.80	20.80	18.80	18.80
1234	SOCIAL SERVICE WORKER II-BILINGUAL	6.50	6.50	6.50	6.50
274	SOCIAL SERVICES DIVISION DIRECTOR	4.00	4.00	4.00	4.00
1081	STAFF PSYCHIATRIST	4.45	4.45	4.45	4.45
1224	SUPERVISING EMPLOYMENT DEVELOPMENT COUNS	3.00	3.00	3.00	3.00
1448	SUPERVISING MENTAL HEALTH NURS/UNIT SUPV	1.00	1.00	1.00	1.00
1003	SUPERVISING PUBLIC HEALTH NURSE	1.75	1.75	1.75	1.75
1003	SUPERVISING PUBLIC HEALTH NURSE (FIXED)	-	-	1.00	1.00
1159	SUPPORT SERVICE WORKER I	5.75	5.75	6.75	6.75
1160	SUPPORT SERVICE WORKER I-BILINGUAL	5.00	5.00	5.00	5.00
1160	SUPPORT SERVICE WORKER I-BILINGUAL (FIXED)	-	-	2.00	2.00
1161	SUPPORT SERVICE WORKER II	4.00	4.00	4.00	4.00
1161	SUPPORT SERVICE WORKER II (FIXED)	1.00	1.00	1.00	1.00
1164	SUPPORT SERVICE WORKER II-BILINGUAL	12.25	12.25	12.25	12.25
278	SYSTEMS TECHNICIAN	1.00	1.00	1.00	1.00
284	TECHNOLOGY SYSTEMS COORDINATOR	3.00	3.00	3.00	3.00
279	TECHNOLOGY SYSTEMS SPECIALIST II	8.00	8.00	8.00	8.00
279	TECHNOLOGY SYSTEMS SPECIALIST II (FIXED)	-	-	1.00	1.00
282	TECHNOLOGY SYSTEMS SPECIALIST III	3.00	3.00	3.00	3.00
1023	THERAPY AIDE	1.00	1.00	1.00	1.00
1218	VETERANS SERVICE OFFICER	1.00	1.00	1.00	1.00
333	VITAL STATISTICS CLERK	1.50	1.50	1.50	1.50
1384	WELFARE FRAUD INVESTIGATOR	3.00	3.00	3.00	3.00
997	WIC BREASTFEEDING PEER COUNSELOR	1.20	1.20	1.20	1.20
996	WIC LACTATION CONSULTANT	0.60	0.60	0.60	0.60
Total		736.18	736.18	762.08	771.08

Class #	HUMAN RESOURCES	FY 2019-20 Final	FY 2020-21 Adopted	FY 2020-21 Modified	FY 2021-22 Adopted
1502	ADMINISTRATIVE ASSISTANT III	1.00	1.00	1.00	1.00
317	ADMINISTRATIVE SERVICES OFFICER- CONF	1.00	1.00	1.00	1.00
209	ASSISTANT DIRECTOR OF HUMAN RESOURCES	1.00	1.00	1.00	1.00
340	BUSINESS/ERP SYSTEMS ANALYST	-	-	1.00	1.00
322	DEPUTY DIRECTOR HUMAN RESOURCES	1.00	1.00	1.00	1.00
204	DIRECTOR OF HUMAN RESOURCES	1.00	1.00	1.00	1.00
323	EMPLOYEE BENEFITS MANAGER	1.00	1.00	2.00	2.00
323	EMPLOYEE BENEFITS MANAGER (FIXED)	1.00	1.00	-	-
253	EQUAL EMPLOYMENT OPPORTUNITY DIRECTOR	1.00	1.00	1.00	1.00
1260	EQUAL EMPLOYMENT SPECIALIST	1.00	1.00	1.00	1.00
325	HUMAN RESOURCES ANALYST II	10.50	10.50	10.50	10.50
386	HUMAN RESOURCES TECHNICIAN	7.50	7.50	7.50	7.50
1529	OFFICE ASSISTANT III CONFIDENTIAL	1.00	1.00	1.00	1.00
321	PRINCIPAL HUMAN RESOURCES ANALYST	3.00	3.00	3.00	3.00
324	SENIOR HUMAN RESOURCES ANALYST	5.00	5.00	5.00	5.00
385	SENIOR HUMAN RESOURCES TECHNICIAN	1.00	1.00	1.00	1.00
Total		37.00	37.00	38.00	38.00

Class #	INFORMATION SERVICES AND TECHNOLOGY (IS)	FY 2019-20 Final	FY 2020-21 Adopted	FY 2020-21 Modified	FY 2021-22 Adopted
1339	ADMINISTRATIVE ASSISTANT II	1.00	1.00	1.00	1.00
319	ADMINISTRATIVE SERVICES ASSOCIATE	2.00	2.00	2.00	2.00
309	ADMINISTRATIVE SERVICES OFFICER	1.00	1.00	1.00	1.00
318	ADMINISTRATIVE SERVICES TECHNICIAN	2.00	2.00	2.00	2.00

962	ADVANCED SYSTEMS ENGINEER	11.00	11.00	11.00	11.00
923	ASSISTANT DIRECTOR IST	1.00	1.00	1.00	1.00
937	CHIEF ASSISTANT DIRECTOR OF IST	1.00	1.00	1.00	1.00
224	CHIEF INFORMATION OFFICER	1.00	1.00	1.00	1.00
970	CHIEF INFORMATION SECURITY OFFICER	1.00	1.00	1.00	1.00
922	DEPUTY DIRECTOR IST	1.00	1.00	1.00	1.00
965	INFORMATION TECHNOLOGY MANAGER	10.00	10.00	9.00	9.00
964	LEAD SYSTEMS ENGINEER	9.00	9.00	10.00	10.00
305	PRINCIPAL ADMINISTRATIVE ANALYST	1.00	1.00	1.00	1.00
305	PRINCIPAL ADMINISTRATIVE ANALYST (FIXED)	1.00	1.00	-	-
910	PRINCIPAL SYSTEMS ANALYST	6.00	6.00	6.00	6.00
963	SENIOR SYSTEMS ENGINEER	37.00	37.00	36.00	36.00
963	SENIOR SYSTEMS ENGINEER (FIXED)	1.00	1.00	2.00	1.00
961	SYSTEMS ENGINEER	6.00	6.00	5.00	5.00
961	SYSTEMS ENGINEER (FIXED)	1.00	-	-	-
Total		94.00	93.00	91.00	90.00

Class #	MARIN COUNTY FREE LIBRARY	FY 2019-20 Final	FY 2020-21 Adopted	FY 2020-21 Modified	FY 2021-22 Adopted
1339	ADMINISTRATIVE ASSISTANT II	1.00	1.00	1.00	1.00
319	ADMINISTRATIVE SERVICES ASSOCIATE	3.00	3.00	3.00	3.00
313	ADMINISTRATIVE SERVICES MANAGER	1.00	1.00	1.00	1.00
318	ADMINISTRATIVE SERVICES TECHNICIAN	3.00	3.00	3.00	3.00
222	ASSISTANT DIRECTOR OF LIBRARY	1.00	1.00	1.00	1.00
1370	COMMUNITY LIBRARY SPECIALIST	8.84	8.84	8.10	8.10
1370	COMMUNITY LIBRARY SPECIALIST (FIXED)	0.40	-	-	-
251	DEPUTY DIRECTOR COUNTY LIBRARY SERVICES	1.00	1.00	1.00	1.00
248	DIRECTOR OF COUNTY LIBRARY SERVICES	1.00	1.00	1.00	1.00
405	LIBRARIAN I	10.65	10.65	11.30	11.30
404	LIBRARIAN II	10.80	10.80	11.00	11.00
831	LIBRARY AIDE	11.66	11.66	11.66	11.66
1376	LIBRARY ASSISTANT I	10.43	10.43	10.43	10.43
1375	LIBRARY ASSISTANT II	14.50	14.50	14.50	14.50
1371	LIBRARY DESK SUPERVISOR	4.00	4.00	4.00	4.00
250	LIBRARY SERVICES MANAGER	1.00	1.00	1.00	1.00
250	LIBRARY SERVICES MANAGER (FIXED)	1.00	1.00	1.00	1.00
1363	LIBRARY TECHNICAL ASSISTANT II	7.00	7.00	7.00	7.00
1364	LIBRARY TECHNOLOGY PROGRAM COORDINATOR	-	-	2.00	2.00
398	MARINET SYSTEMS ADMINISTRATOR	1.00	1.00	1.00	1.00
293	MEDIA TECHNICIAN	1.75	1.75	1.75	1.75
1455	MOBILE LIBRARY ASSISTANT	1.80	1.80	1.80	1.80
402	SENIOR LIBRARIAN	9.00	9.00	9.00	9.00
283	SUPV TECHNOLOGY SYSTEMS SPECIALIST	1.00	1.00	1.00	1.00
279	TECHNOLOGY SYSTEMS SPECIALIST II	2.00	2.00	3.00	3.00
Total		107.83	107.43	110.54	110.54

Class #	MARIN COUNTY PARKS & OPEN SPACE	FY 2019-20 Final	FY 2020-21 Adopted	FY 2020-21 Modified	FY 2021-22 Adopted
1391	ACCOUNTING ASSISTANT	1.00	1.00	1.00	1.00
1339	ADMINISTRATIVE ASSISTANT II	2.00	2.00	1.00	1.00
319	ADMINISTRATIVE SERVICES ASSOCIATE	2.00	2.00	3.00	3.00
313	ADMINISTRATIVE SERVICES MANAGER	1.00	1.00	1.00	1.00
318	ADMINISTRATIVE SERVICES TECHNICIAN	2.00	2.00	2.00	2.00
257	ASSISTANT DIRECTOR PARKS & OPEN SPACE	1.00	1.00	1.00	1.00
688	CHIEF OF NATURAL RESOURCES & SCIENCE	1.00	1.00	1.00	1.00
1155	CHIEF PARK RANGER	3.00	3.00	3.00	3.00
227	DIRECTOR OF PARKS & OPEN SPACE	1.00	1.00	1.00	1.00
1115	EQUIPMENT MAINTENANCE SUPERVISOR	1.00	1.00	1.00	1.00
679	LANDSCAPE ARCHITECT OR DESIGNER	1.00	1.00	1.00	1.00
679	LANDSCAPE ARCHITECT OR DESIGNER (FIXED)	2.00	2.00	2.00	2.00

1143	LANDSCAPE SERVICES SUPERVISOR	2.00	2.00	2.00	2.00
1144	LANDSCAPE SERVICES WORKER II	5.00	5.00	5.00	5.00
649	MAINTENANCE EQUIPMENT OPERATOR	3.00	3.00	3.00	3.00
649	MAINTENANCE EQUIPMENT OPERATOR (FIXED)	1.00	1.00	1.00	1.00
295	MEDIA MANAGER	1.00	1.00	1.00	1.00
294	MEDIA SPECIALIST	2.00	2.00	2.00	2.00
293	MEDIA TECHNICIAN (FIXED)	1.00	1.00	1.00	1.00
1341	OFFICE ASSISTANT III	2.00	2.00	2.00	2.00
614	OPEN SPACE INTERPRETIVE NATURALIST	1.00	1.00	1.00	1.00
623	OPEN SPACE PARK RANGER	7.00	7.00	7.00	7.00
623	OPEN SPACE PARK RANGER (FIXED)	4.00	4.00	4.00	4.00
108	OPEN SPACE PLANNER	2.00	2.00	1.00	1.00
1121	PARK EQUIPMENT MECHANIC II	1.00	1.00	1.00	1.00
1157	PARK RANGER	8.00	8.00	8.00	8.00
1157	PARK RANGER (FIXED)	1.00	1.00	1.00	1.00
1141	PARK/OPEN SPACE SUPERINTENDENT	4.00	4.00	4.00	4.00
687	PLANNING MANAGER	1.00	1.00	1.00	1.00
677	PRINCIPAL LANDSCAPE ARCHITECT	1.00	1.00	1.00	1.00
606	PRINCIPAL PLANNER	2.00	2.00	2.00	2.00
618	RESOURCE SPECIALIST GIS	3.00	3.00	3.00	3.00
618	RESOURCE SPECIALIST GIS (FIXED)	3.00	3.00	2.00	2.00
678	SENIOR LANDSCAPE ARCHITECT OR DESIGNER	2.00	2.00	2.00	2.00
123	SENIOR OPEN SPACE PLANNER	2.00	2.00	3.00	3.00
650	SUPERVISING EQUIPMENT OPERATOR	1.00	1.00	1.00	1.00
624	SUPERVISING OPEN SPACE PARK RANGER	2.00	2.00	2.00	2.00
1156	SUPERVISING PARK RANGER	5.00	5.00	5.00	5.00
617	VEGETATION & FIRE ECOLOGIST	1.00	1.00	1.00	1.00
1687	VOLUNTEER PROGRAM COORDINATOR	2.00	2.00	2.00	2.00
1170	WATER & IRRIGATION SPECIALIST	1.00	1.00	1.00	1.00
Total		89.00	89.00	88.00	88.00

Class #	PROBATION	FY 2019-20 Final	FY 2020-21 Adopted	FY 2020-21 Modified	FY 2021-22 Adopted
1404	ACCOUNTING TECHNICIAN	2.00	2.00	2.00	2.00
319	ADMINISTRATIVE SERVICES ASSOCIATE	3.00	3.00	3.00	3.00
396	ADMINISTRATIVE SERVICES DIRECTOR	1.00	1.00	1.00	1.00
318	ADMINISTRATIVE SERVICES TECHNICIAN	1.00	1.00	1.00	1.00
1281	ADULT OFFENDER WORK PROGRAM COORDINATOR	1.00	1.00	1.00	1.00
277	BHRS UNIT SUPERVISOR	1.00	1.00	1.00	1.00
217	CHIEF DEPUTY PROBATION OFFICER	1.00	1.00	1.00	1.00
216	CHIEF PROBATION OFFICER	1.00	1.00	1.00	1.00
1147	COOK	1.00	1.00	1.00	1.00
1294	DEPUTY PROBATION OFFICER II	33.00	33.00	33.00	33.00
1296	DEPUTY PROBATION OFFICER II BILINGUAL	10.00	10.00	10.00	10.00
1206	DIRECTOR OF PROBATION SERVICES - SAFETY	3.00	3.00	3.00	3.00
1223	EMPLOYMENT DEVELOPMENT COUNSELOR	1.00	1.00	-	-
1154	FOOD SERVICES SUPERVISOR	1.00	1.00	1.00	1.00
1150	HOUSEKEEPER	0.75	0.75	0.75	0.75
1583	JUVENILE CORRECTIONS OFFICER II	3.00	3.00	2.00	2.00
1683	JUVENILE CORRECTIONS OFFICER II - BIL	2.00	2.00	2.00	2.00
1284	JUVENILE CORRECTIONS OFFICER III	6.00	6.00	6.00	6.00
1417	LEGAL PROCESS SPECIALIST	11.00	11.00	10.00	10.00
1087	LICENSED MENTAL HEALTH PRACTITIONER	1.00	1.00	1.00	1.00
1271	MEDIATION COORDINATOR	1.00	1.00	1.00	1.00
1089	MENTAL HEALTH PRACTITIONER	1.00	1.00	1.00	1.00
1090	MENTAL HEALTH PRACTITIONER-BILINGUAL	1.00	1.00	1.00	1.00
1341	OFFICE ASSISTANT III	1.00	1.00	1.00	1.00
1342	OFFICE ASSISTANT III BILINGUAL	1.00	1.00	1.00	1.00
1365	OFFICE SPECIALIST	1.00	1.00	1.00	1.00
1205	PROBATION SUPERVISOR-SAFETY	13.00	13.00	13.00	13.00

697	PROGRAM COORDINATOR	1.00	1.00	1.00	1.00
1289	SENIOR DEPUTY PROBATION OFFICER	8.00	8.00	8.00	8.00
1264	SENIOR DEPUTY PROBATION OFFICER BIL	1.00	1.00	1.00	1.00
1251	SENIOR PROGRAM COORDINATOR	-	-	1.00	1.00
282	TECHNOLOGY SYSTEMS SPECIALIST III	1.00	1.00	1.00	1.00
Total		113.75	113.75	111.75	111.75

Class #	PUBLIC DEFENDER	FY 2019-20 Final	FY 2020-21 Adopted	FY 2020-21 Modified	FY 2021-22 Adopted
309	ADMINISTRATIVE SERVICES OFFICER	1.00	1.00	1.00	1.00
214	ASSISTANT PUBLIC DEFENDER	1.00	1.00	1.00	1.00
501	CHIEF DEPUTY PUBLIC DEFENDER	2.00	2.00	2.00	2.00
511	CHIEF PUBLIC DEFENDER INVESTIGATOR	1.00	1.00	1.00	1.00
2532	DEPUTY PUBLIC DEFENDER II	4.80	4.80	4.80	5.00
2533	DEPUTY PUBLIC DEFENDER III	9.75	9.75	8.75	8.75
2533	DEPUTY PUBLIC DEFENDER III (FIXED)	0.75	0.75	0.75	0.75
2534	DEPUTY PUBLIC DEFENDER IV	5.00	5.00	5.00	5.00
1417	LEGAL PROCESS SPECIALIST	6.00	6.00	5.65	5.65
1368	LEGAL PROCESS SUPERVISOR	1.00	1.00	1.00	1.00
1336	LEGAL SECRETARY II	1.00	1.00	1.00	1.00
213	PUBLIC DEFENDER	1.00	1.00	1.00	1.00
513	PUBLIC DEFENDER INVESTIGATOR	3.00	3.00	3.00	3.00
Total		37.30	37.30	35.95	36.15

Class #	DEPARTMENT OF PUBLIC WORKS	FY 2019-20 Final	FY 2020-21 Adopted	FY 2020-21 Modified	FY 2021-22 Adopted
1391	ACCOUNTING ASSISTANT	1.00	1.00	1.00	1.00
1404	ACCOUNTING TECHNICIAN	3.00	3.00	3.00	3.00
300	ADMINISTRATIVE ANALYST III	1.00	1.00	1.00	1.00
1325	ADMINISTRATIVE ASSISTANT I	2.00	2.00	2.00	2.00
1502	ADMINISTRATIVE ASSISTANT III	1.00	1.00	1.00	1.00
319	ADMINISTRATIVE SERVICES ASSOCIATE	5.00	5.00	5.00	5.00
319	ADMINISTRATIVE SERVICES ASSOCIATE (FIXED)	2.00	2.00	2.00	2.00
313	ADMINISTRATIVE SERVICES MANAGER	2.00	2.00	2.00	2.00
318	ADMINISTRATIVE SERVICES TECHNICIAN	3.00	3.00	3.00	3.00
962	ADVANCED SYSTEMS ENGINEER	2.00	2.00	2.00	2.00
1169	AIRPORT ATTENDANT	0.53	0.53	0.53	0.53
1168	AIRPORT MANAGER	1.00	1.00	1.00	1.00
233	ASSISTANT DIRECTOR OF PUBLIC WORKS - BUSINES	-	-	2.00	2.00
230	ASSISTANT DIRECTOR-PUBLIC WORKS	2.00	2.00	2.00	2.00
631	ASSISTANT ENGINEER	16.00	16.00	16.00	16.00
640	ASSOCIATE ARCHITECT	1.00	1.00	1.00	1.00
626	ASSOCIATE CIVIL ENGINEER	8.00	8.00	8.00	8.00
1129	BUILDING & MAINTENANCE MANAGER	1.00	1.00	1.00	1.00
1123	BUILDING MAINTENANCE SUPERVISOR	1.00	1.00	2.00	2.00
1133	BUILDING MAINTENANCE WORKER II	14.00	14.00	13.00	13.00
1138	BUILDING MAINTENANCE WORKER III	6.00	6.00	5.00	5.00
1138	BUILDING MAINTENANCE WORKER III (FIXED)	2.00	2.00	2.00	2.00
339	BUSINESS SYSTEMS ANALYST	1.00	1.00	1.00	1.00
639	CAPITAL PLANNING & PROJECT MANAGER	9.00	9.00	9.00	9.00
260	CHIEF ASSISTANT DIRECTOR PUBLIC WORKS	1.00	1.00	-	-
637	CHIEF OF CONSTRUCTION	2.00	2.00	2.00	2.00
377	CHIEF REAL PROPERTY AGENT	1.00	1.00	1.00	1.00
900	COMMUNICATIONS MANAGER	1.00	1.00	1.00	1.00
912	COMMUNICATIONS NETWORK SYSTEMS ANALYST	1.00	1.00	1.00	1.00
902	COMMUNICATIONS TECHNICIAN	5.00	5.00	5.00	5.00
1139	CUSTODIAL SUPERVISOR	1.00	1.00	1.00	1.00
1140	CUSTODIAN	14.00	14.00	14.00	14.00
390	DEPARTMENT ANALYST II	1.00	1.00	1.00	1.00
261	DEPUTY DIRECTOR PUBLIC WORKS	1.00	1.00	-	-

229	DIRECTOR OF PUBLIC WORKS	1.00	1.00	1.00	1.00
289	DISABILITY ACCESS MANAGER	1.00	1.00	1.00	1.00
292	DISABILITY ACCESS SPECIALIST II	1.00	1.00	1.00	1.00
661	ENGINEERING ASSISTANT	7.00	7.00	7.00	7.00
663	ENGINEERING TECHNICIAN II	1.00	1.00	1.00	1.00
662	ENGINEERING TECHNICIAN III	8.00	8.00	8.00	8.00
662	ENGINEERING TECHNICIAN III (FIXED)	1.00	1.00	1.00	1.00
1135	ENVIRONMENTAL COMPLIANCE SPECIALIST	1.00	1.00	1.00	1.00
1117	EQUIPMENT SERVICE WORKER I	1.00	1.00	1.00	1.00
732	FIRE HEAVY EQUIPMENT MECHANIC	1.00	1.00	1.00	1.00
1111	FLEET MANAGER	1.00	1.00	1.00	1.00
1114	FLEET SUPERVISOR	1.00	1.00	1.00	1.00
800	HAZARDOUS MATERIALS SPECIALIST II	4.00	4.00	3.00	3.00
1112	HEAVY EQUIPMENT MECHANIC	2.00	2.00	2.00	2.00
325	HUMAN RESOURCES ANALYST II	1.00	1.00	1.00	1.00
907	INSTALLER	2.00	2.00	2.00	2.00
632	JUNIOR ENGINEER	1.00	1.00	-	-
909	LEAD INSTALLER	1.00	1.00	1.00	1.00
1130	MAINTENANCE ELECTRICIAN	1.00	1.00	1.00	1.00
1116	MATERIALS AND EQUIPMENT SPECIALIST	1.00	1.00	1.00	1.00
1113	MECHANIC	3.00	3.00	3.00	3.00
294	MEDIA SPECIALIST	1.00	1.00	1.00	1.00
1341	OFFICE ASSISTANT III	2.00	2.00	1.00	1.00
687	PLANNING MANAGER	1.00	1.00	1.00	1.00
641	PRINCIPAL CIVIL ENGINEER	5.00	5.00	5.00	5.00
606	PRINCIPAL PLANNER	1.00	1.00	1.00	1.00
647	PRINCIPAL TRANSPORTATION PLANNER	1.00	1.00	1.00	1.00
665	PUBLIC WORKS INSPECTOR	1.00	1.00	1.00	1.00
1101	PUBLIC WORKS PROGRAM MANAGER	2.00	2.00	2.00	2.00
355	PURCHASER II	2.00	2.00	2.00	2.00
378	REAL PROPERTY AGENT II	1.00	1.00	1.00	1.00
407	REAL PROPERTY AGENT III	1.00	1.00	1.00	1.00
1122	REPROGRAPHIC TECHNICIAN	2.00	2.00	2.00	2.00
1102	ROAD MAINTENANCE SUPERINTENDENT	1.00	1.00	1.00	1.00
1104	ROAD MAINTENANCE SUPERVISOR	5.00	5.00	5.00	5.00
1106	ROAD MAINTENANCE WORKER II	23.00	23.00	23.00	23.00
1390	SENIOR ACCOUNTING ASSISTANT	1.00	1.00	1.00	1.00
629	SENIOR CIVIL ENGINEER	7.00	7.00	7.00	7.00
901	SENIOR COMMUNICATIONS TECHNICIAN	2.00	2.00	2.00	2.00
1137	SENIOR CUSTODIAN	1.00	1.00	1.00	1.00
1128	SENIOR EQUIPMENT SERVICES WORKER	1.00	1.00	1.00	1.00
1379	SENIOR MAINTENANCE ELECTRICIAN	1.00	1.00	1.00	1.00
607	SENIOR PLANNER	5.00	5.00	5.00	5.00
1251	SENIOR PROGRAM COORDINATOR (FIXED)	1.00	1.00	1.00	1.00
1103	SENIOR ROAD MAINTENANCE SUPERVISOR	2.00	2.00	2.00	2.00
1105	SENIOR ROAD MAINTENANCE WORKER	12.00	12.00	12.00	12.00
648	SENIOR TRANSPORTATION PLANNER	1.00	1.00	1.00	1.00
1326	SHIPPING & RECEIVING CLERK	3.00	3.00	3.00	3.00
1109	SIGN FABRICATOR	1.00	1.00	1.00	1.00
1131	STATIONARY ENGINEER	4.00	4.00	4.00	4.00
818	STORMWATER PROGRAM ADMINISTRATOR	1.00	1.00	1.00	1.00
903	SUPERVISING COMMUNICATIONS TECHNICIAN	1.00	1.00	1.00	1.00
812	SUPERVISING HAZARDOUS MATERIALS SPEC	1.00	1.00	1.00	1.00
356	SUPERVISING PURCHASER	1.00	1.00	1.00	1.00
1125	SUPERVISING REPROGRAPHIC TECHNICIAN	1.00	1.00	1.00	1.00
1108	TRAFFIC SAFETY MAINTENANCE SUPERVISOR	1.00	1.00	1.00	1.00
1188	TRAFFIC SAFETY MAINTENANCE WORKER	2.00	2.00	2.00	2.00
601	WASTE MANAGEMENT SPECIALIST	2.00	2.00	2.00	2.00
Total		254.53	254.53	250.53	250.53

Class #	RETIREMENT (MCERA)	FY 2019-20 Final	FY 2020-21 Adopted	FY 2020-21 Modified	FY 2021-22 Adopted
1391	ACCOUNTING ASSISTANT	1.00	1.00	-	-
1404	ACCOUNTING TECHNICIAN	1.00	1.00	1.00	1.00
1339	ADMINISTRATIVE ASSISTANT II	1.00	1.00	1.00	1.00
254	ASSISTANT RETIREMENT ADMINISTRATOR	1.00	1.00	1.00	1.00
339	BUSINESS SYSTEMS ANALYST	1.00	1.00	1.00	1.00
270	CHIEF FINANCIAL OFFICER - MCERA	1.00	1.00	1.00	1.00
390	DEPARTMENT ANALYST II	1.00	1.00	1.00	1.00
1521	DEPUTY CLERK TO THE BOARD III	1.00	1.00	1.00	1.00
1341	OFFICE ASSISTANT III	1.00	1.00	1.00	1.00
110	RETIREMENT ADMINISTRATOR	1.00	1.00	1.00	1.00
264	RETIREMENT BENEFITS SUPERVISOR	1.00	1.00	1.00	1.00
411	RETIREMENT BENEFITS TECHNICIAN	6.00	6.00	6.00	6.00
255	RETIREMENT MANAGER	1.00	1.00	1.00	1.00
373	SENIOR ACCOUNTANT	1.00	1.00	2.00	2.00
412	SENIOR RETIREMENT BENEFITS TECHNICIAN	1.00	1.00	1.00	1.00
Total		20.00	20.00	20.00	20.00

Class #	MARIN COUNTY SHERIFF'S OFFICE	FY 2019-20 Final	FY 2020-21 Adopted	FY 2020-21 Modified	FY 2021-22 Adopted
1404	ACCOUNTING TECHNICIAN	2.00	2.00	2.00	2.00
1502	ADMINISTRATIVE ASSISTANT III	1.00	1.00	1.00	1.00
319	ADMINISTRATIVE SERVICES ASSOCIATE	2.00	2.00	3.00	3.00
396	ADMINISTRATIVE SERVICES DIRECTOR	1.00	1.00	1.00	1.00
318	ADMINISTRATIVE SERVICES TECHNICIAN	2.00	2.00	2.00	2.00
898	ASSISTANT COMMUNICATIONS DISPATCH MGR	2.00	2.00	2.00	2.00
1021	ASSISTANT EMERGENCY SERVICES MANAGER	1.00	1.00	1.00	1.00
514	CHIEF DEPUTY CORONER	1.00	1.00	1.00	1.00
899	COMMUNICATIONS DISPATCH MANAGER	1.00	1.00	1.00	1.00
906	COMMUNICATIONS DISPATCHER	37.00	37.00	37.00	37.00
1147	COOK	5.00	5.00	5.00	5.00
509	CORONER FORENSIC TECHNICIAN	1.00	1.00	-	-
515	CORONERS INVESTIGATOR	3.00	3.00	3.00	3.00
719	DEPUTY SHERIFF	153.00	153.00	149.00	149.00
719	DEPUTY SHERIFF (FIXED)	6.00	5.00	5.00	5.00
1035	EMERGENCY SERVICES COORDINATOR	2.00	2.00	2.00	2.00
1022	EMERGENCY SERVICES MANAGER	1.00	1.00	1.00	1.00
1034	FOOD & SUPPORT SERVICES MANAGER	1.00	1.00	1.00	1.00
1154	FOOD SERVICES SUPERVISOR	1.00	1.00	1.00	1.00
1150	HOUSEKEEPER	1.00	1.00	1.00	1.00
1417	LEGAL PROCESS SPECIALIST	9.00	9.00	9.00	9.00
1368	LEGAL PROCESS SUPERVISOR	1.00	1.00	1.00	1.00
1365	OFFICE SPECIALIST	1.00	1.00	-	-
724	PARKING ENFORCEMENT OFFICER II	2.00	2.00	2.00	2.00
697	PROGRAM COORDINATOR	1.00	1.00	1.00	1.00
698	SENIOR SHERIFF SERVICES ASSISTANT	1.00	1.00	1.00	1.00
127	SHERIFF-CORONER	1.00	1.00	1.00	1.00
701	SHERIFF'S CAPTAIN	3.00	3.00	3.00	3.00
1358	SHERIFF'S LEGAL PROCESSING MANAGER	1.00	1.00	1.00	1.00
703	SHERIFF'S LIEUTENANT	10.00	10.00	9.00	9.00
714	SHERIFF'S PROPERTY & EVIDENCE CLERK	2.00	2.00	-	-
715	SHERIFF'S SENIOR PROPERTY & EVIDENCE TECHNIC	-	-	1.00	1.00
706	SHERIFF'S SERGEANT	28.00	28.00	28.00	28.00
706	SHERIFF'S SERGEANT (FIXED)	1.00	1.00	1.00	1.00
700	SHERIFF'S SERVICE ASSISTANT	19.00	19.00	19.00	19.00
1466	SPECIAL INVESTIGATIONS ASSISTANT	1.00	1.00	1.00	1.00
905	SUPERVISING COMMUNICATIONS DISPATCHER	6.00	6.00	6.00	6.00
905	SUPERVISING COMMUNICATIONS DISPATCHER (FIXE	1.00	1.00	1.00	1.00
283	SUPV TECHNOLOGY SYSTEMS SPECIALIST	1.00	1.00	1.00	1.00

279	TECHNOLOGY SYSTEMS SPECIALIST II	4.00	4.00	4.00	4.00
282	TECHNOLOGY SYSTEMS SPECIALIST III	2.00	2.00	2.00	2.00
128	UNDERSHERIFF	1.00	1.00	1.00	1.00
Total		320.00	319.00	312.00	312.00

Class #	NON-DEPARTMENTAL	FY 2019-20 Final	FY 2020-21 Adopted	FY 2020-21 Modified	FY 2021-22 Adopted
236	CHIEF ASSISTANT DIRECTOR H&HS (FIXED)	-	-	1.00	1.00
Total		-	-	1.00	1.00

Grand Total		2,358.39	2,347.99	2,366.90	2,377.60
--------------------	--	-----------------	-----------------	-----------------	-----------------

County Operating Funds	FY 2019-20 Final	FY 2020-21 Adopted	FY 2020-21 Modified	FY 2021-22 Adopted
GENERAL FUND	1,277.50	1,269.50	1,258.40	1,260.10
HHS OPERATING FUND	681.48	681.48	700.68	711.68
MARIN COUNTY LIBRARY	107.83	107.43	110.54	110.54
MENTAL HLTH SERV ACT (PROP 63)	45.70	45.70	54.40	53.40
ROAD	50.00	50.00	49.00	49.00
MEAS A - PARKS AND OPEN SPACE	26.00	26.00	26.00	26.00
ENVIRONMENTAL HEALTH SERVICES	25.00	24.00	25.00	25.00
BUILDING INSPECTION	20.30	20.30	21.30	21.30
CHILD SUPPORT SERVICES	22.00	21.00	21.00	21.00
MCERA EMPLOYEE PAYROLL	20.00	20.00	20.00	20.00
REALIGNMENT - PUBLIC SAFETY	16.00	16.00	16.00	16.00
COUNTYWIDE GOV CAPITAL PROJ	9.60	9.60	9.60	9.60
HUD FUND	3.00	3.00	3.00	3.00
MISC PROJECTS	3.00	3.00	3.00	3.00
REALIG JUV JUSTICE CRIME PREV	3.00	3.00	3.00	3.00
COUNTYWIDE GRANTS	2.00	2.00	2.00	2.00
SB678 COMMUNITY CORREC PERF	2.00	2.00	2.00	2.00
CAPITAL FUND - ROAD AND BRIDGE	2.00	2.00	2.00	2.00
HHS WHOLE PERSON CARE	5.00	5.00	3.00	2.00
SPECIAL AVIATION	1.53	1.53	1.53	1.53
WORKERS' COMPENSATION	1.45	1.45	1.45	1.45
AUTO FINGER ID (GC 76102)	1.00	1.00	1.00	1.00
MARIN WILDFIRE PREVENTION AUTHORITY	-	-	1.00	1.00
INMATE WELFARE FUND	1.00	1.00	1.00	1.00
REALIGNMENT - JUV JUSTICE-YOYG	1.00	1.00	1.00	1.00
County Operating Funds Total	2,327.39	2,316.99	2,336.90	2,347.60
Open Space District Total	31.00	31.00	30.00	30.00
Grand Total	2,358.39	2,347.99	2,366.90	2,377.60