

2023 - 2024

**FINAL BUDGET**

Marin County Board of Supervisors

**STEPHANIE MOULTON-PETERS**  
PRESIDENT, DISTRICT 3

**MARY SACKETT**  
SUPERVISOR, DISTRICT 1

**DENNIS RODONI**  
SUPERVISOR, DISTRICT 4

**KATIE RICE**  
SUPERVISOR, DISTRICT 2

**ERIC LUCAN**  
SUPERVISOR, DISTRICT 5

**MATTHEW H. HYMEL**  
COUNTY ADMINISTRATOR

**MINA MARTINOVICH**  
DIRECTOR OF FINANCE



Image - Frank Lloyd Wright's Marin County Civic Center, San Rafael, California.

COUNTY OF MARIN



## DEPARTMENT OF FINANCE

Excellent and responsive fiscal leadership.

**Mina Martinovich, C.P.A.**  
**Director of Finance**

**PHONE: (415) 473-6154 FAX: (415) 473-3680**

November 28, 2023

Board of Supervisors  
Marin County Civic Center  
San Rafael, CA 94903

Dear Board Members:

Following public hearings on June 20- 22, 2023, your Board adopted the County of Marin's Proposed Budget for Fiscal Year 2023-24. There have been no budget changes applied subsequent to your Board's adoption, and accordingly, the County's Final Budget for Fiscal Year 2023-24 is presented in this document.

The FY 2023-2024 Final Budget for County governmental and proprietary fund totals \$948,321,438, which funds 2,474.59 full-time equivalent positions. The FY 2023-2024 Final Budget for County-governed special districts totals \$35,891,889.


The County Budget sets forth the operating (how to spend) and financial (how to finance) plan for the provision of services to the residents of the County by all governmental and proprietary funds of the County, dependent special districts and other agencies whose affairs and finances are under the supervision and control of the Board of Supervisors. Two charts summarizing County financing sources and appropriations follow this letter.

The FY 2023-2024 Final Budget was compiled in accordance with the County Budget Act (Government Code §29000 et seq.) and presented in a format prescribed by the California State Controller's Office. The following budgetary information is included.

- All Funds Summary (Schedule 1)
- Governmental Funds Summary (Schedule 2)
- Fund Balance – Governmental Funds (Schedule 3)
- Obligated Fund Balances – By Governmental Funds (Schedule 4)
- Summary of Additional Financing Sources by Source and Fund – Governmental Funds (Schedule 5)
- Detail of Additional Financing Sources by Fund and Account – Governmental Funds (Schedule 6)
- Summary of Financing Uses by Function and Fund – Governmental Funds (Schedule 7)
- Detail of Financing Uses by Function, Activity and Budget Unit – Governmental Funds (Schedule 8)
- Financing Sources and Uses by Budget Unit by Object – Governmental Funds (Schedule 9)
- Road Fund Work Program Statement
- Operation of Internal Service Fund (Schedule 10)
- Operation of Enterprise Fund (Schedule 11)
- Special Districts and Other Agencies Summary – Non Enterprise (Schedule 12)
- Fund Balance – Special Districts and Other Agencies – Non Enterprise (Schedule 13)
- Special Districts and Other Agencies – Non Enterprise Obligated Fund Balances (Schedule 14)
- Special Districts and Other Agencies – Non Enterprise Financing Sources and Uses by Budget Unit by Object (Schedule 15)
- Supplemental Information including Personnel Allocation by Department

We would like to thank the Board for its strong support and leadership in the budget development process. On behalf of all County departments and employees, we look forward to executing the County's FY 2023-2024 spending plan.

Respectfully Submitted,

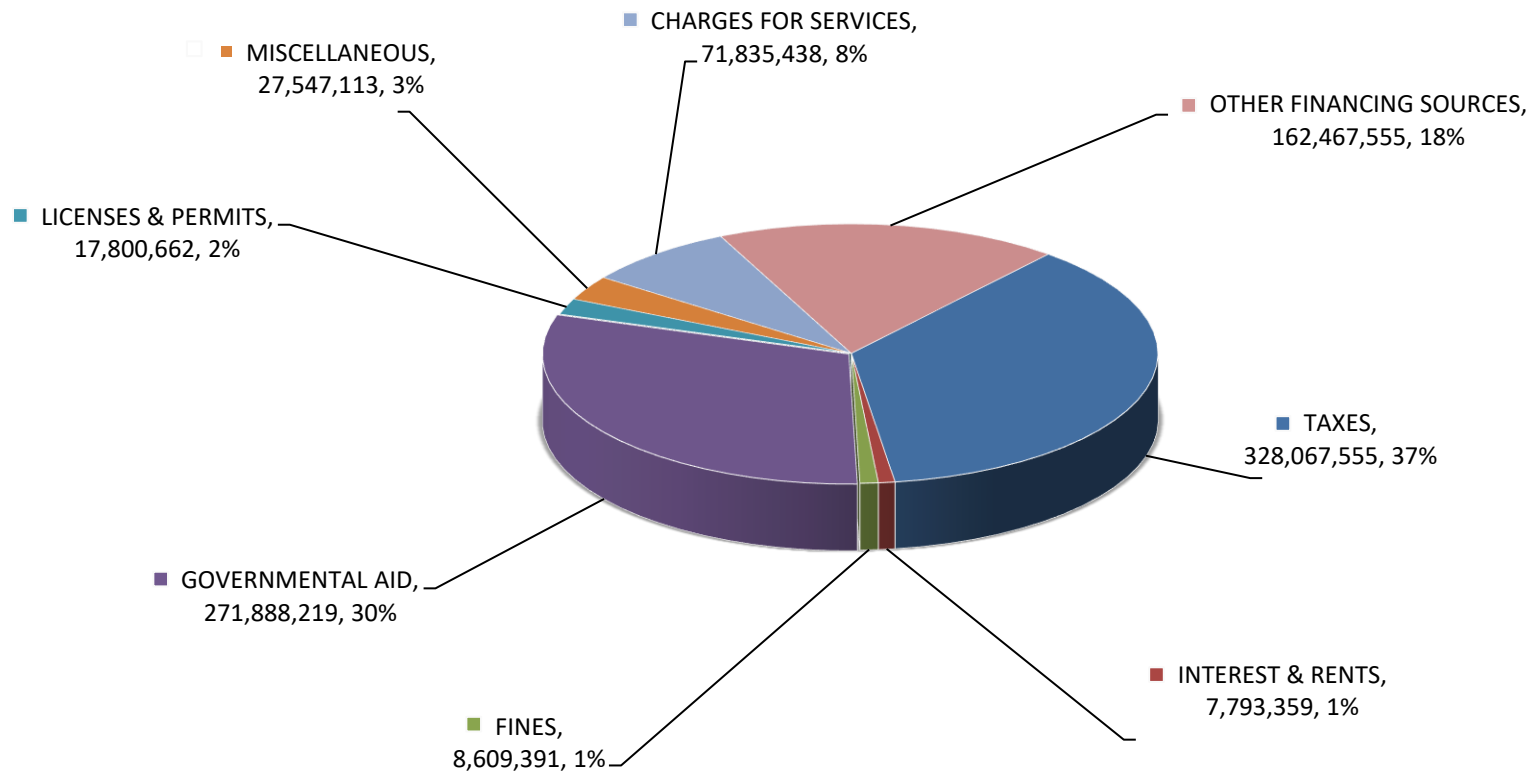
  
Matthew Hymel  
County Administrator

  
Mina Martinovich  
Director of Finance

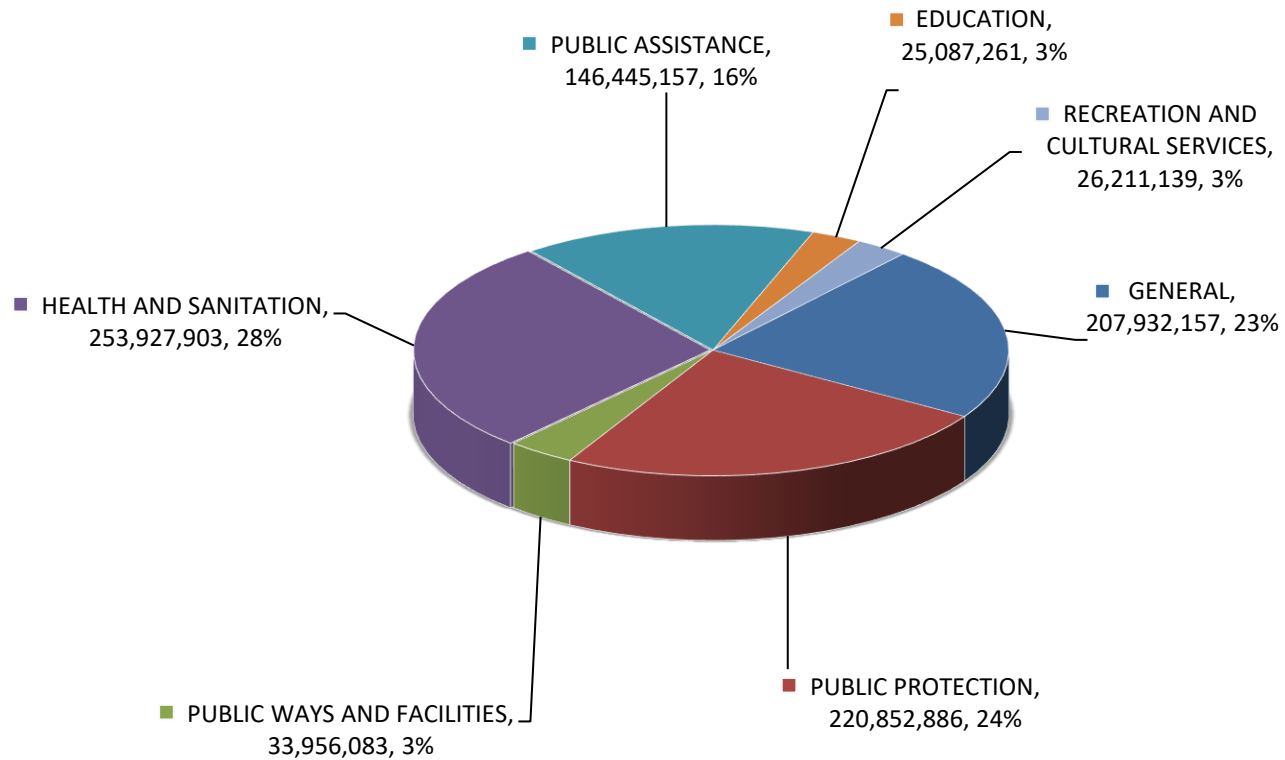


If you are a person with a disability and require information or materials in alternative formats (such as, Braille, large print, audiotape or CD-ROM), or if you require accommodation to participate in a county program, service or activity, please contact department staff at 415-473-6154; Voice/CRS dial 711.

**FY2023-2024 ADOPTED BUDGET MEANS OF FINANCING BY MAJOR SOURCES FOR COUNTY GOVERNMENTAL AND PROPRIETARY FUNDS**  
**\$896,009,292**  
**(not including prior year fund balances)**



**FY2023-2024 ADOPTED BUDGET APPROPRIATIONS FOR COUNTY  
GOVERNMENTAL AND PROPRIETARY FUNDS BY MAJOR  
FUNCTIONS \$914,412,586  
(not including general contingency of \$33,908,852)**



# Table of Contents

---

Budget Letter from the Director of Finance	i
Means of Financing by Major Sources	iii
Appropriations by Major Functions	iv

## County Budget Forms

Schedule 1 - All Funds Summary	1
Schedule 2 - Governmental Funds Summary	2
Schedule 3 - Fund Balance – Governmental Funds	6
Schedule 4 - Obligated Fund Balances – by Governmental Funds	13
Schedule 5 - Summary of Additional Financing Sources by Source and Fund – Governmental Funds	24
Schedule 6 - Detail of Additional Financing Sources by Fund and Account – Governmental Funds	32
Schedule 7 - Summary of Financing Uses by Function and Fund – Governmental Funds	140
Schedule 8 - Detail of Financing Uses by Function, Activity and Budget Unit – Governmental Funds	146
Schedule 9 - Financing Sources and Uses by Budget Unit by Object – Governmental Funds	158
Road Fund Work Program Statement	226

## Proprietary Funds Budget Forms

Schedule 10 - Operation of Internal Service Fund	227
Schedule 11 - Operation of Enterprise Fund	230

## Special District Budget Forms

Schedule 12 - Special Districts and Other Agencies Summary – Non Enterprise	233
Schedule 13 - Fund Balance – Special Districts and Other Agencies – Non Enterprise	237
Schedule 14 - Special Districts and Other Agencies - Non Enterprise Obligated Fund Balances	241
Schedule 15 - Special Districts and Other Agencies - Non Enterprise Financing Sources and Uses by Budget Unit by Object	244

# Table of Contents

---

## Budget Unit Detail

100	Health and Human Services	158
200	Child Support Services	165
220	District Attorney's Office	166
230	Fire Department	168
240	Probation Department	170
250	Public Defender	172
260	Sheriff's Office	174
300	County Administrator's Office	177
310	Assessor-Recorder, County Clerk	181
320	Department of Finance	183
330	Board of Supervisors	185
340	County Counsel	186
350	Human Resources	188
360	Information Services	189
380	Retirement Department	190
390	Registrar of Voters - Elections	191
400	Community Development Agency	192
410	Public Works	196
500	Agricultural Weights and Measures	206
510	Farm Advisor/UC Coop Extension	207
520	Marin County Parks	208
530	Cultural Services	211
540	Marin County Free Library	213
653	Waste Management JPA	215
659	Marin County Open Space	216
738	Woodacre Creek Restoration	217
900	Non-Departmental	218

## Supplemental Information

Directory of Marin County Officials	291
Trends Relating to Property Taxes	292
County of Marin Personnel Allocation by Department	293

# *County Budget Forms*

---



## County of Marin

### All Funds Summary Fiscal Year 2023-24

Fund Name  1	Total Financing Sources				Total Financing Uses		
	Fund Balance Available June 30, 2023 2	Decreases to Obligated Fund Balances 3	Additional Financing Sources 4	Total Financing Sources 5	Financing Uses 6	Increases to Obligated Fund Balances 7	Total Financing Uses 8

Governmental Funds							
General Fund	44,468,312	0	412,410,075	456,878,387	456,878,387	0	456,878,387
Special Revenue Funds	7,843,834	0	414,587,110	422,430,944	422,430,944	0	422,430,944
Capital Project Funds	0	0	28,860,670	28,860,670	28,860,670	0	28,860,670
Debt Service Funds	0	0	20,765,840	20,765,840	20,765,840	0	20,765,840
<b>Total Governmental Funds</b>	52,312,146	0	876,623,695	928,935,841	928,935,841	0	928,935,841

Other Funds							
Internal Service Funds	0	0	12,321,263	12,321,263	12,321,263	0	12,321,263
Enterprise Funds	0	0	7,064,334	7,064,334	7,064,334	0	7,064,334
Special Districts and Other Agencies	(1,805,315)	0	37,697,204	35,891,889	35,891,889	0	35,891,889
<b>Total Other Funds</b>	(1,805,315)	0	57,082,801	55,277,486	55,277,486	0	55,277,486

<b>Total All Funds</b>	50,506,831	0	933,706,496	984,213,327	984,213,327	0	984,213,327
------------------------	------------	---	-------------	-------------	-------------	---	-------------

**County of Marin**  
**Governmental Funds Summary**  
**Fiscal Year 2023-24**

Fund Name	Total Financing Sources				Total Financing Uses		
	Fund Balance Available June 30, 2023	Decreases to Obligated Fund Balances	Additional Financing Sources	Total Financing Sources	Financing Uses	Increases to Obligated Fund Balances	Total Financing Uses
1	2	3	4	5	6	7	8

**General Fund**

1000 General Fund	44,468,312	0	412,410,075	456,878,387	456,878,387	0	456,878,387
<b>Total General Fund</b>	<b>44,468,312</b>	<b>0</b>	<b>412,410,075</b>	<b>456,878,387</b>	<b>456,878,387</b>	<b>0</b>	<b>456,878,387</b>

**Special Revenue Funds**

2020 Electronic Recording Delivery Systems	0	0	60,000	60,000	60,000	0	60,000
2030 Records Modernization (GC 27361)	0	0	507,185	507,185	507,185	0	507,185
2040 Micrographics Conversion (GF 27361.4)	0	0	90,000	90,000	90,000	0	90,000
2050 Vital Records Modernization (SB 1535)	0	0	15,000	15,000	15,000	0	15,000
2060 SSN Truncation Program	13,350	0	0	13,350	13,350	0	13,350
2070 Planning In-Lieu Housing	0	0	761,000	761,000	761,000	0	761,000
2080 Building Inspection	0	0	5,405,035	5,405,035	5,405,035	0	5,405,035
2090 Environmental Health Services	171,307	0	4,885,599	5,056,906	5,056,906	0	5,056,906
2110 East Shore Wastewater Maintenance Fund	0	0	75,000	75,000	75,000	0	75,000
2120 Child Support Services	0	0	4,118,165	4,118,165	4,118,165	0	4,118,165
2140 High Tech Theft Apprehension & Prosecution (Cnty)	0	0	2,000,000	2,000,000	2,000,000	0	2,000,000
2150 MCERA Employees	0	0	3,375,995	3,375,995	3,375,995	0	3,375,995
2160 Road	0	0	12,313,580	12,313,580	12,313,580	0	12,313,580
2170 Survey Monument Preservation	0	0	20,000	20,000	20,000	0	20,000

# County of Marin

## Governmental Funds Summary Fiscal Year 2023-24

Fund Name	Total Financing Sources				Total Financing Uses		
	Fund Balance Available June 30, 2023	Decreases to Obligated Fund Balances	Additional Financing Sources	Total Financing Sources	Financing Uses	Increases to Obligated Fund Balances	Total Financing Uses
1	2	3	4	5	6	7	8
2180 Tidelands Use Fees	0	0	20,000	20,000	20,000	0	20,000
2200 Roadway Impact Fees	1,000,000	0	750,000	1,750,000	1,750,000	0	1,750,000
2250 Zero Waste Public Outreach	0	0	20,000	20,000	20,000	0	20,000
2280 Hospital Preparedness Program (HPP)	0	0	514,448	514,448	514,448	0	514,448
2290 California Tobacco Control Program (CTCP)	0	0	600,952	600,952	600,952	0	600,952
2300 Domestic Violence (W&I 18305)	0	0	66,000	66,000	66,000	0	66,000
2310 Children's Trust (AB 2994)	0	0	23,400	23,400	23,400	0	23,400
2320 Social Services Realignment	0	0	16,559,484	16,559,484	16,559,484	0	16,559,484
2330 Health Services Realignment	0	0	12,938,921	12,938,921	12,938,921	0	12,938,921
2340 Health Program	0	0	972,787	972,787	972,787	0	972,787
2350 Emergency Medical Services (GC 76104)	0	0	765,255	765,255	765,255	0	765,255
2360 Mental Health Realignment	0	0	12,235,930	12,235,930	12,235,930	0	12,235,930
2370 Mental Health Program	0	0	200,000	200,000	200,000	0	200,000
2380 Mental Health Services Act (Prop 63)	0	0	28,536,570	28,536,570	28,536,570	0	28,536,570
2410 Realignment - CalWORKS MOE	0	0	2,539,195	2,539,195	2,539,195	0	2,539,195
2430 Vital Statistics (SB 1535)	0	0	8,500	8,500	8,500	0	8,500
2470 Marin County Library	3,669,656	0	18,811,955	22,481,611	22,481,611	0	22,481,611
2480 Marin County Free Library Measure A	0	0	2,845,000	2,845,000	2,845,000	0	2,845,000
2560 Measure A - Parks & Open Space	1,785,915	0	16,480,000	18,265,915	18,265,915	0	18,265,915
2570 Realignment - Juvenile Justice Crime Prevention	0	0	1,202,096	1,202,096	1,202,096	0	1,202,096
2580 Inmate Welfare Fund	203,606	0	100,000	303,606	303,606	0	303,606

# County of Marin

## Governmental Funds Summary Fiscal Year 2023-24

Fund Name	Total Financing Sources				Total Financing Uses		
	Fund Balance Available June 30, 2023	Decreases to Obligated Fund Balances	Additional Financing Sources	Total Financing Sources	Financing Uses	Increases to Obligated Fund Balances	Total Financing Uses
1	2	3	4	5	6	7	8
2590 DMV Vehicle Theft (PC 9250.14)	0	0	243,729	243,729	243,729	0	243,729
2610 Crime Prevention - DCEP	0	0	15,000	15,000	15,000	0	15,000
2640 Auto Finger ID (GC 76102)	0	0	403,179	403,179	403,179	0	403,179
2670 Realignment - Public Safety	0	0	7,975,392	7,975,392	7,975,392	0	7,975,392
2680 Realignment - SB 1020	0	0	15,113,356	15,113,356	15,113,356	0	15,113,356
2690 Realignment - Juvenile Justice YOBG	0	0	874,106	874,106	874,106	0	874,106
2700 Countywide Grants	0	0	1,176,440	1,176,440	1,176,440	0	1,176,440
2730 Criminal Justice Facilities (GC 76101)	0	0	540,000	540,000	540,000	0	540,000
2740 Real Estate Fraud (GC 27388)	0	0	245,846	245,846	245,846	0	245,846
2770 HUD HOME Prog Inc	0	0	854,906	854,906	854,906	0	854,906
2790 SB678 Community Correction Performance	0	0	1,300,684	1,300,684	1,300,684	0	1,300,684
2800 Health and Human Services Operating	0	0	231,206,518	231,206,518	231,206,518	0	231,206,518
2810 Fish and Wildlife Commission	0	0	46,930	46,930	46,930	0	46,930
2820 Roadway Impact Fees	1,000,000	0	0	1,000,000	1,000,000	0	1,000,000
2970 HUD CDBG Program	0	0	1,630,142	1,630,142	1,630,142	0	1,630,142
3440 TOT Measure W Fire Emergency Services	0	0	497,550	497,550	497,550	0	497,550
3450 TOT Measure W Community Housing	0	0	802,500	802,500	802,500	0	802,500
3480 MWPA MEASURE C	0	0	700,142	700,142	700,142	0	700,142
3510 TOT MEAS W MARIN CO FIRE	0	0	304,950	304,950	304,950	0	304,950
3520 Opioid Settlements	0	0	838,688	838,688	838,688	0	838,688

# County of Marin

## Governmental Funds Summary Fiscal Year 2023-24

Fund Name  1	Total Financing Sources				Total Financing Uses		
	Fund Balance Available June 30, 2023 2	Decreases to Obligated Fund Balances 3	Additional Financing Sources 4	Total Financing Sources 5	Financing Uses 6	Increases to Obligated Fund Balances 7	Total Financing Uses 8
<b>Total Special Revenue Funds</b>	7,843,834	0	414,587,110	422,430,944	422,430,944	0	422,430,944

Capital Project Funds							
1410 Courthouse Construction Fund (GC 76100)	0	0	379,108	379,108	379,108	0	379,108
1420 Miscellaneous Capital Projects	0	0	10,885,673	10,885,673	10,885,673	0	10,885,673
1430 Other Capital Projects - Road and Bridge	0	0	17,595,889	17,595,889	17,595,889	0	17,595,889
<b>Total Capital Project Funds</b>	<b>0</b>	<b>0</b>	<b>28,860,670</b>	<b>28,860,670</b>	<b>28,860,670</b>	<b>0</b>	<b>28,860,670</b>

Debt Service Funds							
1600 2003 Pension Obligation Bonds	0	0	13,542,950	13,542,950	13,542,950	0	13,542,950
1610 Tobacco Securitization Bond	0	0	1,773,200	1,773,200	1,773,200	0	1,773,200
1680 2001 Certificates of Participation	0	0	901,680	901,680	901,680	0	901,680
1700 1915 Marshal #1 - East Shore Wastewater Project	0	0	56,100	56,100	56,100	0	56,100
1710 1915 Marshal #2 - East Shore Wastewater Project	0	0	36,510	36,510	36,510	0	36,510
1720 2015 Certificates of Participation	0	0	4,455,400	4,455,400	4,455,400	0	4,455,400
<b>Total Debt Service Funds</b>	<b>0</b>	<b>0</b>	<b>20,765,840</b>	<b>20,765,840</b>	<b>20,765,840</b>	<b>0</b>	<b>20,765,840</b>

<b>Total All Funds</b>	<b>52,312,146</b>	<b>0</b>	<b>876,623,695</b>	<b>928,935,841</b>	<b>928,935,841</b>	<b>0</b>	<b>928,935,841</b>
------------------------	-------------------	----------	--------------------	--------------------	--------------------	----------	--------------------

**Appropriations Limit: \$419,211,549**  
**Appropriations Subject to Limit: \$359,427,755**

## County of Marin

### Fund Balance - Governmental Funds Fiscal Year 2023-24

Actual \_\_\_  
Estimated X

Fund Name	Total Fund Balance June 30, 2023	Less: Obligated Fund Balances			Fund Balance Available June 30, 2023
		Encumbrances	Nonspendable, Restricted, and Committed	Assigned	
1	2	3	4	5	6

#### General Fund

1000 General Fund	363,580,908	7,666,381	79,225,935	232,220,280	44,468,312
1010 Miscellaneous Projects	54,706,389	8,528,879	0	46,177,510	0
<b>Total General Fund</b>	<b>418,287,297</b>	<b>16,195,260</b>	<b>79,225,935</b>	<b>278,397,790</b>	<b>44,468,312</b>

#### Special Revenue Funds

2010 Local Vital Health Statistics	0	0	0	0	0
2020 Electronic Recording Delivery Systems	0	0	0	0	0
2030 Records Modernization (GC 27361)	0	0	0	0	0
2040 Micrographics Conversion (GF 27361.4)	1,157	1,157	0	0	0
2050 Vital Records Modernization (SB 1535)	0	0	0	0	0
2060 SSN Truncation Program	26,700	0	0	13,350	13,350
2070 Planning In-Lieu Housing	141,815	141,815	0	0	0
2080 Building Inspection	367,481	367,481	0	0	0
2090 Environmental Health Services	536,555	193,941	0	171,307	171,307
2100 HUD Fund	38,703	38,703	0	0	0
2110 East Shore Wastewater Maintenance Fund	11,839	11,839	0	0	0
2120 Child Support Services	1,348	1,348	0	0	0
2130 DOJ Equitable Sharing Program	0	0	0	0	0
2140 High Tech Theft Apprehension & Prosecution (Cnty)	15,291	15,291	0	0	0
2150 MCERA Employees	0	0	0	0	0

# County of Marin

## Fund Balance - Governmental Funds Fiscal Year 2023-24

Actual \_\_\_  
Estimated X

Fund Name 1	Total Fund Balance June 30, 2023 2	Less: Obligated Fund Balances			Fund Balance Available June 30, 2023 6
		Encumbrances 3	Nonspendable, Restricted, and Committed 4	Assigned 5	
2160 Road	1,338,610	59,304	0	1,279,306	0
2170 Survey Monument Preservation	0	0	0	0	0
2180 Tidelands Use Fees	0	0	0	0	0
2200 Roadway Impact Fees	2,000,000	0	0	1,000,000	1,000,000
2210 Traffic - Tamalpais Community Plan Area	0	0	0	0	0
2220 Traffic - Strawberry Interchange Plan	0	0	0	0	0
2230 Traffic - West Sir Francis Drake	0	0	0	0	0
2240 Traffic - Atherton Avenue Interchange	0	0	0	0	0
2250 Zero Waste Public Outreach	0	0	0	0	0
2260 Non-Motorized Transportation Plan (NTPP)	0	0	0	0	0
2270 Off-Highway Motor Vehicle Trails (VC 42204)	0	0	0	0	0
2280 Hospital Preparedness Program (HPP)	0	0	0	0	0
2290 California Tobacco Control Program (CTCP)	0	0	0	0	0
2300 Domestic Violence (W&I 18305)	0	0	0	0	0
2310 Children's Trust (AB 2994)	0	0	0	0	0
2320 Social Services Realignment	0	0	0	0	0
2330 Health Services Realignment	0	0	0	0	0
2340 Health Program	0	0	0	0	0
2350 Emergency Medical Services (GC 76104)	0	0	0	0	0
2360 Mental Health Realignment	0	0	0	0	0
2370 Mental Health Program	0	0	0	0	0
2380 Mental Health Services Act (Prop 63)	13,176,188	5,918,641	0	7,257,547	0
2390 Substance Abuse Prevention and Treatment (SAPT)	0	0	0	0	0
2400 Project Independence	0	0	0	0	0

# County of Marin

## Fund Balance - Governmental Funds Fiscal Year 2023-24

Actual \_\_\_  
Estimated \_X\_

Fund Name 1	Total Fund Balance June 30, 2023 2	Less: Obligated Fund Balances			Fund Balance Available June 30, 2023 6
		Encumbrances 3	Nonspendable, Restricted, and Committed 4	Assigned 5	
2410 Realignment - CalWORKS MOE	0	0	0	0	0
2420 DHCS Intergovernmental Transfer Agreement	262,695	262,695	0	0	0
2430 Vital Statistics (SB 1535)	0	0	0	0	0
2440 Andrea Fox Fund	0	0	0	0	0
2450 Child Car Seat Program	0	0	0	0	0
2460 POST - Death Certificates	0	0	0	0	0
2470 Marin County Library	15,906,205	415,570	0	11,820,979	3,669,656
2480 Marin County Free Library Measure A	2,212,181	835,547	0	1,376,634	0
2490 Marin County Library Trust	42,063	4,800	0	37,263	0
2500 Bolinas Library Trust	0	0	0	0	0
2510 Corte Madera Library - A. Cello Fund	0	0	0	0	0
2520 California Room Trust - Watkins Estate	0	0	0	0	0
2530 Stinson Beach Library Trust	0	0	0	0	0
2550 Luiz Ranch Endowment	0	0	0	0	0
2560 Measure A - Parks & Open Space	23,494,374	1,643,761	0	20,064,698	1,785,915
2570 Realignment - Juvenile Justice Crime Prevention	102,000	102,000	0	0	0
2580 Inmate Welfare Fund	407,763	551	0	203,606	203,606
2590 DMV Vehicle Theft (PC 9250.14)	0	0	0	0	0
2600 Suppl Lcl Law Enf - Rural Counties and COPS	0	0	0	0	0
2610 Crime Prevention - DCEP	0	0	0	0	0
2620 Writ Fee (GC 26746)	0	0	0	0	0
2630 Asset Forfeiture	0	0	0	0	0
2640 Auto Finger ID (GC 76102)	0	0	0	0	0
2650 Local Law Enforcement Block Grant	0	0	0	0	0



# County of Marin

## Fund Balance - Governmental Funds Fiscal Year 2023-24

Actual       
Estimated X

Fund Name 1	Total Fund Balance June 30, 2023 2	Less: Obligated Fund Balances			Fund Balance Available June 30, 2023 6
		Encumbrances 3	Nonspendable, Restricted, and Committed 4	Assigned 5	
2660 Civil Paper Service Fee (GC 26731)	0	0	0	0	0
2670 Realignment - Public Safety	6,262,009	724,745	5,537,264	0	0
2680 Realignment - SB 1020	7,752,663	0	0	7,752,663	0
2690 Realignment - Juvenile Justice YOBG	134,388	134,388	0	0	0
2700 Countywide Grants	438,963	438,963	0	0	0
2720 Dispute Resolution (BP 470.3)	0	0	0	0	0
2730 Criminal Justice Facilities (GC 76101)	0	0	0	0	0
2740 Real Estate Fraud (GC 27388)	0	0	0	0	0
2770 HUD HOME Prog Inc	0	0	0	0	0
2780 Treasury AFMLS - Equitable Sharing Prgm	0	0	0	0	0
2790 SB678 Community Correction Performance	186,324	186,324	0	0	0
2800 Health and Human Services Operating	49,508,637	30,019,090	0	19,489,547	0
2810 Fish and Wildlife Commission	3,034	3,034	0	0	0
2820 Roadway Impact Fees	2,000,000	0	0	1,000,000	1,000,000
2830 Supplemental Law Enf - COPS	0	0	0	0	0
2840 Asset Forfeiture	0	0	0	0	0
2850 Asset Forfeiture	0	0	0	0	0
2860 Asset Forfeiture	0	0	0	0	0
2870 Asset Forfeiture	0	0	0	0	0
2880 Asset Forfeiture	0	0	0	0	0
2890 Zimmer Family Trust	0	0	0	0	0
2900 Health and Human Services Whole Person	261,279	0	0	261,279	0
2920 Welfare Trust	0	0	0	0	0
2930 Marin Transportation Project	0	0	0	0	0

# County of Marin

## Fund Balance - Governmental Funds Fiscal Year 2023-24

Actual \_\_\_  
Estimated \_X\_

Fund Name	Total Fund Balance June 30, 2023	Less: Obligated Fund Balances			Fund Balance Available June 30, 2023
		Encumbrances	Nonspendable, Restricted, and Committed	Assigned	
1	2	3	4	5	6
2940 Traffic Impact Lucas	0	0	0	0	0
2950 Traffic Mitigation Misc	0	0	0	0	0
2960 Northgate Activity CTR Plan	0	0	0	0	0
2970 HUD CDBG Program	0	0	0	0	0
2980 Health and Human Services Grants	5,413,966	219,566	0	5,194,400	0
2990 CARES ACT EMERGENCY RELIEF	0	0	0	0	0
3370 Woodacre Creek	0	0	0	0	0
3390 WsteMgmtJPA-WstMarin	0	0	0	0	0
3420 PLANNING FIN MAP PLAN CK FEE	0	0	0	0	0
3430 RESTRICTED AFFORDABLE HOUSING	0	0	0	0	0
3440 TOT Measure W Fire Emergency Services	0	0	0	0	0
3450 TOT Measure W Community Housing	0	0	0	0	0
3480 MWPA MEASURE C	0	0	0	0	0
3500 AMERICAN RESCUE PLAN OF 2021	0	0	0	0	0
3510 TOT MEAS W MARIN CO FIRE	2,237	2,237	0	0	0
3520 Opioid Settlements	0	0	0	0	0
3530 Housing Healthy CA HHC	0	0	0	0	0
6210 Trails Legacy	0	0	0	0	0
6220 Fishnet 4C	0	0	0	0	0
6240 Other Grants	0	0	0	0	0
6250 CSA #23 Terra Linda Area	0	0	0	0	0
6260 CSA #25 San Marin Area	0	0	0	0	0
6270 Affordable Housing Fund	0	0	0	0	0
6280 Marin Transport Proj	0	0	0	0	0

# County of Marin

## Fund Balance - Governmental Funds Fiscal Year 2023-24

Actual \_\_\_  
Estimated \_X\_

Fund Name 1	Total Fund Balance June 30, 2023 2	Less: Obligated Fund Balances			Fund Balance Available June 30, 2023 6
		Encumbrances 3	Nonspendable, Restricted, and Committed 4	Assigned 5	
6290 Transport Imprv Fee	0	0	0	0	0
6300 DevelFee-TrfcMitigat	0	0	0	0	0
6310 Traffic N. GateActiv	0	0	0	0	0
6320 BASWMAA-RegAdCampagn	0	0	0	0	0
6340 Alcohol and Drug Program	0	0	0	0	0
6360 Pt Reyes Vist Fac Tr	0	0	0	0	0
6370 Marin WildlifeGrants	0	0	0	0	0
6380 Plan'g- In-lieuParks	0	0	0	0	0
6390 FinalMap&PlanChckFee	0	0	0	0	0
6400 Transit Ticket Sales	0	0	0	0	0
6410 Welfare Program	0	0	0	0	0
6440 SpclCircumstnPC987.9	0	0	0	0	0
6450 AutomatWrntVC40508.5	0	0	0	0	0
6460 Miller Pk Boat Launch	0	0	0	0	0
6470 Black Point Boat Launch	0	0	0	0	0
6480 McInnis Park Golf Deposit	0	0	0	0	0
6500 Stafford Lake Trust	0	0	0	0	0
6520 Asset Forfeiture	0	0	0	0	0
<b>Total Special Revenue Funds</b>	132,046,468	41,742,791	5,537,264	76,922,579	7,843,834
<b>Capital Project Funds</b>					
1410 Courthouse Construction Fund (GC 76100)	0	0	0	0	0
1420 Miscellaneous Capital Projects	36,190,920	9,021,992	0	27,168,928	0
1430 Other Capital Projects - Road and Bridge	14,509,612	10,565,024	0	3,944,588	0

## County of Marin

### Fund Balance - Governmental Funds Fiscal Year 2023-24

Actual \_\_\_  
Estimated X

Fund Name 1	Total Fund Balance June 30, 2023 2	Less: Obligated Fund Balances			Fund Balance Available June 30, 2023 6
		Encumbrances 3	Nonspendable, Restricted, and Committed 4	Assigned 5	
1440 COP Projects	2,846,174	523,818	0	2,322,356	0
<b>Total Capital Project Funds</b>	<b>53,546,706</b>	<b>20,110,834</b>	<b>0</b>	<b>33,435,872</b>	<b>0</b>
<b>Debt Service Funds</b>					
1600 2003 Pension Obligation Bonds	0	0	0	0	0
1610 Tobacco Securitization Bond	0	0	0	0	0
1620 ConsolReassmtBndsDSF	0	0	0	0	0
1660 MCOS SlpyHlwBondsDSF	0	0	0	0	0
1680 2001 Certificates of Participation	0	0	0	0	0
1690 2010 Certificates of Participation	0	0	0	0	0
1700 1915 Marshal #1 - East Shore Wastewater Project	0	0	0	0	0
1710 1915 Marshal #2 - East Shore Wastewater Project	0	0	0	0	0
1720 2015 Certificates of Participation	0	0	0	0	0
<b>Total Debt Service Funds</b>	<b>0</b>	<b>0</b>	<b>0</b>	<b>0</b>	<b>0</b>
<b>Total Governmental Funds</b>	<b>603,880,471</b>	<b>78,048,885</b>	<b>84,763,199</b>	<b>388,756,241</b>	<b>52,312,146</b>

## County of Marin

### Obligated Fund Balances - By Governmental Funds Fiscal Year 2023-24

Fund Name and Fund Balance Descriptions 1	Obligated Fund Balances June 30, 2023 2	Decreases or Cancellations		Increases or New Obligated Fund Balances		Total Obligated Fund Balances for the Budget Year 7
		Recommended 3	Adopted by the Board of Supervisors 4	Recommended 5	Adopted by the Board of Supervisors 6	

**General Fund**

**1000 General Fund**

**Committed**

320520 COMMITTED FUND BAL-GEN LIAB	10,000,000	0	0	0	0	10,000,000
320525 COM FUND BAL-ONETME CAP PRJ	7,821,981	0	0	0	0	7,821,981
320530 COMMITTED FD BAL-STATE FED BDGT	5,803,954	0	0	0	0	5,803,954
320535 COMMITTED FD BAL-CONTRACTS	0	0	0	0	0	0
320545 COM FD BAL-COUNTYWIDE PROJ	0	0	0	0	0	0
320555 COM FD BAL-ECNOMIC UNCERT	55,600,000	0	0	0	0	55,600,000
<b>Total Committed</b>	<b>79,225,935</b>	<b>0</b>	<b>0</b>	<b>0</b>	<b>0</b>	<b>79,225,935</b>

**Assigned**

330310 ASSIGNED FUND BALANCE	0	0	0	0	0	0
330311 REQUIRED USE OF FUND BALANCE	44,468,312	0	0	0	0	44,468,312
330312 DESIGNATED FB - FACILITY IMPR	26,055,530	0	0	0	0	26,055,530
330320 ASSIGNED FD BAL-ADMIN DESIG	138,215,068	0	0	0	0	138,215,068
330325 ASSIGNED FD BAL-VEHICLE REPL	55,000	0	0	0	0	55,000
330330 ASSIGNED FD BAL - RADIO REPL	0	0	0	0	0	0
330335 ASSIGNED FD BAL-ELEC EQUIP	206,908	0	0	0	0	206,908
330340 ASSIGNED FD BAL-MATCH CC IMPR	950,000	0	0	0	0	950,000

## County of Marin

### Obligated Fund Balances - By Governmental Funds Fiscal Year 2023-24

Fund Name and Fund Balance Descriptions	Obligated Fund Balances June 30, 2023	Decreases or Cancellations		Increases or New Obligated Fund Balances		Total Obligated Fund Balances for the Budget Year
		Recommended	Adopted by the Board of Supervisors	Recommended	Adopted by the Board of Supervisors	
1	2	3	4	5	6	7
330345 ASSIGNED FD BAL-PENSION STB RS	10,000,000	0	0	0	0	10,000,000
330355 BUDGET STABILIZATION RESERVE	12,269,462	0	0	0	0	12,269,462
<b>Total Assigned</b>	<b>232,220,280</b>	<b>0</b>	<b>0</b>	<b>0</b>	<b>0</b>	<b>232,220,280</b>
<b>Total 1000 General Fund</b>	<b>311,446,215</b>	<b>0</b>	<b>0</b>	<b>0</b>	<b>0</b>	<b>311,446,215</b>
<b>1010 Miscellaneous Projects</b>						
<b>Assigned</b>						
330310 ASSIGNED FUND BALANCE	0	0	0	0	0	0
330311 REQUIRED USE OF FUND BALANCE	4,643,243	0	0	0	0	4,643,243
330320 ASSIGNED FD BAL-ADMIN DESIG	41,534,267	0	0	0	0	41,534,267
<b>Total Assigned</b>	<b>46,177,510</b>	<b>0</b>	<b>0</b>	<b>0</b>	<b>0</b>	<b>46,177,510</b>
<b>Total 1010 Miscellaneous Projects</b>	<b>46,177,510</b>	<b>0</b>	<b>0</b>	<b>0</b>	<b>0</b>	<b>46,177,510</b>
<b>Total General Fund</b>	<b>357,623,725</b>	<b>0</b>	<b>0</b>	<b>0</b>	<b>0</b>	<b>357,623,725</b>

## County of Marin

### Obligated Fund Balances - By Governmental Funds Fiscal Year 2023-24

Fund Name and Fund Balance Descriptions	Obligated Fund Balances June 30, 2023	Decreases or Cancellations		Increases or New Obligated Fund Balances		Total Obligated Fund Balances for the Budget Year
		Recommended	Adopted by the Board of Supervisors	Recommended	Adopted by the Board of Supervisors	
1	2	3	4	5	6	7

#### Special Revenue Funds

#### 2060 SSN Truncation Program

##### Assigned

330311 REQUIRED USE OF FUND BALANCE	13,350	0	0	0	0	13,350
-------------------------------------	--------	---	---	---	---	--------

<b>Total Assigned</b>	<b>13,350</b>	<b>0</b>	<b>0</b>	<b>0</b>	<b>0</b>	<b>13,350</b>
-----------------------	---------------	----------	----------	----------	----------	---------------

<b>Total 2060 SSN Truncation Program</b>	<b>13,350</b>	<b>0</b>	<b>0</b>	<b>0</b>	<b>0</b>	<b>13,350</b>
--	---------------	----------	----------	----------	----------	---------------

#### 2080 Building Inspection

##### Assigned

330310 ASSIGNED FUND BALANCE	0	0	0	0	0	0
------------------------------	---	---	---	---	---	---

330311 REQUIRED USE OF FUND BALANCE	0	0	0	0	0	0
-------------------------------------	---	---	---	---	---	---

<b>Total Assigned</b>	<b>0</b>	<b>0</b>	<b>0</b>	<b>0</b>	<b>0</b>	<b>0</b>
-----------------------	----------	----------	----------	----------	----------	----------

<b>Total 2080 Building Inspection</b>	<b>0</b>	<b>0</b>	<b>0</b>	<b>0</b>	<b>0</b>	<b>0</b>
---------------------------------------	----------	----------	----------	----------	----------	----------

#### 2090 Environmental Health Services

##### Assigned

330310 ASSIGNED FUND BALANCE	0	0	0	0	0	0
------------------------------	---	---	---	---	---	---

330311 REQUIRED USE OF FUND BALANCE	171,307	0	0	0	0	171,307
-------------------------------------	---------	---	---	---	---	---------

<b>Total Assigned</b>	<b>171,307</b>	<b>0</b>	<b>0</b>	<b>0</b>	<b>0</b>	<b>171,307</b>
-----------------------	----------------	----------	----------	----------	----------	----------------

<b>Total 2090 Environmental Health Services</b>	<b>171,307</b>	<b>0</b>	<b>0</b>	<b>0</b>	<b>0</b>	<b>171,307</b>
---	----------------	----------	----------	----------	----------	----------------

#### 2160 Road

# County of Marin

## Obligated Fund Balances - By Governmental Funds Fiscal Year 2023-24

Fund Name and Fund Balance Descriptions 1	Obligated Fund Balances June 30, 2023 2	Decreases or Cancellations		Increases or New Obligated Fund Balances		Total Obligated Fund Balances for the Budget Year 7
		Recommended 3	Adopted by the Board of Supervisors 4	Recommended 5	Adopted by the Board of Supervisors 6	
<b>Assigned</b>						
330310 ASSIGNED FUND BALANCE	0	0	0	0	0	0
330311 REQUIRED USE OF FUND BALANCE	0	0	0	0	0	0
330320 ASSIGNED FD BAL-ADMIN DESIG	1,279,306	0	0	0	0	1,279,306
<b>Total Assigned</b>	<b>1,279,306</b>	<b>0</b>	<b>0</b>	<b>0</b>	<b>0</b>	<b>1,279,306</b>
<b>Total 2160 Road</b>	<b>1,279,306</b>	<b>0</b>	<b>0</b>	<b>0</b>	<b>0</b>	<b>1,279,306</b>
<b>2200 Roadway Impact Fees</b>						
<b>Assigned</b>						
330310 ASSIGNED FUND BALANCE	0	0	0	0	0	0
330311 REQUIRED USE OF FUND BALANCE	1,000,000	0	0	0	0	1,000,000
<b>Total Assigned</b>	<b>1,000,000</b>	<b>0</b>	<b>0</b>	<b>0</b>	<b>0</b>	<b>1,000,000</b>
<b>Total 2200 Roadway Impact Fees</b>	<b>1,000,000</b>	<b>0</b>	<b>0</b>	<b>0</b>	<b>0</b>	<b>1,000,000</b>
<b>2380 Mental Health Services Act (Prop 63)</b>						
<b>Assigned</b>						
330311 REQUIRED USE OF FUND BALANCE	0	0	0	0	0	0
330315 RESTR FD BAL- PRUDENT RES	2,175,490	0	0	0	0	2,175,490
330316 RESTR FB - COM SVCS SUPR (CSS)	2,197,210	0	0	0	0	2,197,210
330317 RESTR FB PREV EARLY INT - PEI	773,748	0	0	0	0	773,748
330318 RESTR FND BAL - PEI (TTAC)	0	0	0	0	0	0
330319 RESTR FB - CAPITAL INF TCH	1,535,600	0	0	0	0	1,535,600



## County of Marin

### Obligated Fund Balances - By Governmental Funds Fiscal Year 2023-24

Fund Name and Fund Balance Descriptions  1	Obligated Fund Balances June 30, 2023  2	Decreases or Cancellations		Increases or New Obligated Fund Balances		Total Obligated Fund Balances for the Budget Year  7
		Recommended  3	Adopted by the Board of Supervisors  4	Recommended  5	Adopted by the Board of Supervisors  6	
330324 RESTRICTED - INNOVATION	486,208	0	0	0	0	486,208
330326 RESTR FB - WRKFRC ED TRN-WET	89,291	0	0	0	0	89,291
330328 RESTRICTED FUND BAL MHSA HOUS	0	0	0	0	0	0
<b>Total Assigned</b>	<b>7,257,547</b>	<b>0</b>	<b>0</b>	<b>0</b>	<b>0</b>	<b>7,257,547</b>
<b>Total 2380 Mental Health Services Act (Prop 63)</b>	<b>7,257,547</b>	<b>0</b>	<b>0</b>	<b>0</b>	<b>0</b>	<b>7,257,547</b>
<b>2470 Marin County Library</b>						
<b>Assigned</b>						
330310 ASSIGNED FUND BALANCE	0	0	0	0	0	0
330311 REQUIRED USE OF FUND BALANCE	6,723,391	0	0	0	0	6,723,391
330320 ASSIGNED FD BAL-ADMIN DESIG	4,581,897	0	0	0	0	4,581,897
330321 DESIG FB LIBRARY ELEC DATABASE	5,623	0	0	0	0	5,623
330322 DESIGNATED - LIBRARY AUTOMATN	149,724	0	0	0	0	149,724
330323 DESIGNATED - LIBRARY FUND	360,344	0	0	0	0	360,344
330325 ASSIGNED FD BAL-VEHICLE REPL	0	0	0	0	0	0
<b>Total Assigned</b>	<b>11,820,979</b>	<b>0</b>	<b>0</b>	<b>0</b>	<b>0</b>	<b>11,820,979</b>
<b>Total 2470 Marin County Library</b>	<b>11,820,979</b>	<b>0</b>	<b>0</b>	<b>0</b>	<b>0</b>	<b>11,820,979</b>
<b>2480 Marin County Free Library Measure A</b>						
<b>Assigned</b>						
330311 REQUIRED USE OF FUND BALANCE	1,376,634	0	0	0	0	1,376,634

# County of Marin

## Obligated Fund Balances - By Governmental Funds Fiscal Year 2023-24

Fund Name and Fund Balance Descriptions 1	Obligated Fund Balances June 30, 2023 2	Decreases or Cancellations		Increases or New Obligated Fund Balances		Total Obligated Fund Balances for the Budget Year 7
		Recommended 3	Adopted by the Board of Supervisors 4	Recommended 5	Adopted by the Board of Supervisors 6	
<b>Total Assigned</b>	<b>1,376,634</b>	0	0	0	0	<b>1,376,634</b>
<b>Total 2480 Marin County Free Library Measure A</b>	<b>1,376,634</b>	0	0	0	0	<b>1,376,634</b>
<b>2490 Marin County Library Trust</b>						
<b>Assigned</b>						
330311 REQUIRED USE OF FUND BALANCE	37,263	0	0	0	0	37,263
<b>Total Assigned</b>	<b>37,263</b>	0	0	0	0	<b>37,263</b>
<b>Total 2490 Marin County Library Trust</b>	<b>37,263</b>	0	0	0	0	<b>37,263</b>
<b>2560 Measure A - Parks &amp; Open Space</b>						
<b>Committed</b>						
320525 COM FUND BAL-ONETME CAP PRJ	0	0	0	0	0	0
<b>Total Committed</b>	<b>0</b>	0	0	0	0	<b>0</b>
<b>Assigned</b>						
320526 ASSINGED FUND BAL-ONETME CAP PRJ	0	0	0	0	0	0
330310 ASSIGNED FUND BALANCE	0	0	0	0	0	0
330311 REQUIRED USE OF FUND BALANCE	2,929,954	0	0	0	0	2,929,954
330320 ASSIGNED FD BAL-ADMIN DESIG	17,134,744	0	0	0	0	17,134,744
<b>Total Assigned</b>	<b>20,064,698</b>	0	0	0	0	<b>20,064,698</b>
<b>Total 2560 Measure A - Parks &amp; Open Space</b>	<b>20,064,698</b>	0	0	0	0	<b>20,064,698</b>
<b>2580 Inmate Welfare Fund</b>						

## County of Marin

### Obligated Fund Balances - By Governmental Funds Fiscal Year 2023-24

Fund Name and Fund Balance Descriptions  1	Obligated Fund Balances June 30, 2023  2	Decreases or Cancellations		Increases or New Obligated Fund Balances		Total Obligated Fund Balances for the Budget Year  7
		Recommended  3	Adopted by the Board of Supervisors  4	Recommended  5	Adopted by the Board of Supervisors  6	
<b>Assigned</b>						
330311 REQUIRED USE OF FUND BALANCE	203,606	0	0	0	0	203,606
<b>Total Assigned</b>	<b>203,606</b>	<b>0</b>	<b>0</b>	<b>0</b>	<b>0</b>	<b>203,606</b>
<b>Total 2580 Inmate Welfare Fund</b>	<b>203,606</b>	<b>0</b>	<b>0</b>	<b>0</b>	<b>0</b>	<b>203,606</b>
<b>2670 Realignment - Public Safety</b>						
<b>Committed</b>						
320555 COM FD BAL-ECNOMIC UNCERT	5,537,264	0	0	0	0	5,537,264
<b>Total Committed</b>	<b>5,537,264</b>	<b>0</b>	<b>0</b>	<b>0</b>	<b>0</b>	<b>5,537,264</b>
<b>Assigned</b>						
330311 REQUIRED USE OF FUND BALANCE	0	0	0	0	0	0
<b>Total Assigned</b>	<b>0</b>	<b>0</b>	<b>0</b>	<b>0</b>	<b>0</b>	<b>0</b>
<b>Total 2670 Realignment - Public Safety</b>	<b>5,537,264</b>	<b>0</b>	<b>0</b>	<b>0</b>	<b>0</b>	<b>5,537,264</b>
<b>2680 Realignment - SB 1020</b>						
<b>Assigned</b>						
330311 REQUIRED USE OF FUND BALANCE	0	0	0	0	0	0
330351 RESTRICTED FUND BALANCE - BH	7,539,177	0	0	0	0	7,539,177
330352 RESTRICTED FUND BALANCE - SS	36,061	0	0	0	0	36,061
330353 RESTRICTED FUND BALANCE - DA	177,425	0	0	0	0	177,425
<b>Total Assigned</b>	<b>7,752,663</b>	<b>0</b>	<b>0</b>	<b>0</b>	<b>0</b>	<b>7,752,663</b>

## County of Marin

### Obligated Fund Balances - By Governmental Funds Fiscal Year 2023-24

Fund Name and Fund Balance Descriptions  1	Obligated Fund Balances June 30, 2023  2	Decreases or Cancellations		Increases or New Obligated Fund Balances		Total Obligated Fund Balances for the Budget Year  7
		Recommended  3	Adopted by the Board of Supervisors  4	Recommended  5	Adopted by the Board of Supervisors  6	
<b>Total 2680 Realignment - SB 1020</b>	<b>7,752,663</b>	0	0	0	0	<b>7,752,663</b>
<b>2700 Countywide Grants</b>						
<b>Assigned</b>						
330311 REQUIRED USE OF FUND BALANCE	0	0	0	0	0	0
<b>Total Assigned</b>	<b>0</b>	0	0	0	0	<b>0</b>
<b>Total 2700 Countywide Grants</b>	<b>0</b>	0	0	0	0	<b>0</b>
<b>2800 Health and Human Services Operating</b>						
<b>Assigned</b>						
330311 REQUIRED USE OF FUND BALANCE	218,194	0	0	0	0	218,194
330320 ASSIGNED FD BAL-ADMIN DESIG	19,271,353	0	0	0	0	19,271,353
<b>Total Assigned</b>	<b>19,489,547</b>	0	0	0	0	<b>19,489,547</b>
<b>Total 2800 Health and Human Services Operating</b>	<b>19,489,547</b>	0	0	0	0	<b>19,489,547</b>
<b>2820 Roadway Impact Fees</b>						
<b>Assigned</b>						
330311 REQUIRED USE OF FUND BALANCE	1,000,000	0	0	0	0	1,000,000
<b>Total Assigned</b>	<b>1,000,000</b>	0	0	0	0	<b>1,000,000</b>
<b>Total 2820 Roadway Impact Fees</b>	<b>1,000,000</b>	0	0	0	0	<b>1,000,000</b>
<b>2900 Health and Human Services Whole Person</b>						
<b>Assigned</b>						

# County of Marin

## Obligated Fund Balances - By Governmental Funds Fiscal Year 2023-24

Fund Name and Fund Balance Descriptions  1	Obligated Fund Balances June 30, 2023  2	Decreases or Cancellations		Increases or New Obligated Fund Balances		Total Obligated Fund Balances for the Budget Year  7
		Recommended  3	Adopted by the Board of Supervisors  4	Recommended  5	Adopted by the Board of Supervisors  6	
330320 ASSIGNED FD BAL-ADMIN DESIG	261,279	0	0	0	0	261,279
<b>Total Assigned</b>	<b>261,279</b>	<b>0</b>	<b>0</b>	<b>0</b>	<b>0</b>	<b>261,279</b>
<b>Total 2900 Health and Human Services Whole Person</b>	<b>261,279</b>	<b>0</b>	<b>0</b>	<b>0</b>	<b>0</b>	<b>261,279</b>
<b>2980 Health and Human Services Grants</b>						
<b>Assigned</b>						
320521 ASSIGNED FUND BAL-GEN LIAB	2,597,200	0	0	0	0	2,597,200
330311 REQUIRED USE OF FUND BALANCE	0	0	0	0	0	0
330320 ASSIGNED FD BAL-ADMIN DESIG	2,597,200	0	0	0	0	2,597,200
<b>Total Assigned</b>	<b>5,194,400</b>	<b>0</b>	<b>0</b>	<b>0</b>	<b>0</b>	<b>5,194,400</b>
<b>Total 2980 Health and Human Services Grants</b>	<b>5,194,400</b>	<b>0</b>	<b>0</b>	<b>0</b>	<b>0</b>	<b>5,194,400</b>
<b>Total Special Revenue Funds</b>	<b>82,459,843</b>	<b>0</b>	<b>0</b>	<b>0</b>	<b>0</b>	<b>82,459,843</b>

## County of Marin

### Obligated Fund Balances - By Governmental Funds Fiscal Year 2023-24

Fund Name and Fund Balance Descriptions	Obligated Fund Balances June 30, 2023	Decreases or Cancellations		Increases or New Obligated Fund Balances		Total Obligated Fund Balances for the Budget Year
		Recommended	Adopted by the Board of Supervisors	Recommended	Adopted by the Board of Supervisors	
1	2	3	4	5	6	7

#### Capital Project Funds

#### 1420 Miscellaneous Capital Projects

##### Assigned

330310 ASSIGNED FUND BALANCE	0	0	0	0	0	0
330311 REQUIRED USE OF FUND BALANCE	26,357,208	0	0	0	0	26,357,208
330320 ASSIGNED FD BAL-ADMIN DESIG	811,720	0	0	0	0	811,720
<b>Total Assigned</b>	<b>27,168,928</b>	<b>0</b>	<b>0</b>	<b>0</b>	<b>0</b>	<b>27,168,928</b>
<b>Total 1420 Miscellaneous Capital Projects</b>	<b>27,168,928</b>	<b>0</b>	<b>0</b>	<b>0</b>	<b>0</b>	<b>27,168,928</b>

#### 1430 Other Capital Projects - Road and Bridge

##### Assigned

330311 REQUIRED USE OF FUND BALANCE	787,033	0	0	0	0	787,033
330320 ASSIGNED FD BAL-ADMIN DESIG	3,157,555	0	0	0	0	3,157,555
330331 Restricted for Grant Match	0	0	0	0	0	0
<b>Total Assigned</b>	<b>3,944,588</b>	<b>0</b>	<b>0</b>	<b>0</b>	<b>0</b>	<b>3,944,588</b>
<b>Total 1430 Other Capital Projects - Road and Bridge</b>	<b>3,944,588</b>	<b>0</b>	<b>0</b>	<b>0</b>	<b>0</b>	<b>3,944,588</b>

#### 1440 COP Projects

##### Assigned

330311 REQUIRED USE OF FUND BALANCE	2,322,356	0	0	0	0	2,322,356
<b>Total Assigned</b>	<b>2,322,356</b>	<b>0</b>	<b>0</b>	<b>0</b>	<b>0</b>	<b>2,322,356</b>

## County of Marin

### Obligated Fund Balances - By Governmental Funds Fiscal Year 2023-24

Fund Name and Fund Balance Descriptions  1	Obligated Fund Balances June 30, 2023  2	Decreases or Cancellations		Increases or New Obligated Fund Balances		Total Obligated Fund Balances for the Budget Year  7
		Recommended  3	Adopted by the Board of Supervisors  4	Recommended  5	Adopted by the Board of Supervisors  6	
<b>Total 1440 COP Projects</b>	2,322,356	0	0	0	0	2,322,356
<b>Total Capital Project Funds</b>	33,435,872	0	0	0	0	33,435,872
<b>Total Governmental Funds</b>	473,519,440	0	0	0	0	473,519,440

## County of Marin

### Summary of Additional Financing Sources by Source and Fund Governmental Funds Fiscal Year 2023-24

Description 1	2021-22 Actual 2	2022-23 Estimated 3	2023-24 Recommended 4	2023-24 Adopted by the Board of Supervisors 5
------------------	------------------------	---------------------------	-----------------------------	--

#### Summarization by Source

Taxes	326,791,843	332,850,323	328,067,555	328,067,555
Licenses, Permits and Franchises	19,561,212	19,324,820	17,800,662	17,800,662
Fines, Forfeitures, and Penalties	10,541,069	8,918,897	8,609,391	8,609,391
Use of Money and Property	(3,498,690)	19,415,573	2,184,231	2,184,231
Intergovernmental Revenues	356,208,970	301,880,290	271,888,219	271,888,219
Charges for Current Services	73,851,887	71,541,711	66,171,027	66,171,027
Miscellaneous Revenues	5,055,997	5,325,059	20,976,749	20,976,749
Other Financing Sources	208,861,707	182,121,265	160,925,861	160,925,861
<b>Total Summarization by Source</b>	<b>997,373,995</b>	<b>941,377,938</b>	<b>876,623,695</b>	<b>876,623,695</b>



## County of Marin

### Summary of Additional Financing Sources by Source and Fund (cont.) Governmental Funds Fiscal Year 2023-24

Description	2021-22 Actual	2022-23 Estimated	2023-24 Recommended	2023-24 Adopted by the Board of Supervisors
1	2	3	4	5

#### Summarization by Fund

1000 General Fund	420,059,789	441,105,859	412,410,075	412,410,075
1010 Miscellaneous Projects	77,246,523	17,879,495	0	0
1410 Courthouse Construction Fund (GC 76100)	234,641	226,426	379,108	379,108
1420 Miscellaneous Capital Projects	12,473,347	15,151,474	10,885,673	10,885,673
1430 Other Capital Projects - Road and Bridge	16,399,967	14,988,221	17,595,889	17,595,889
1440 COP Projects	(19,331)	19,331	0	0
1600 2003 Pension Obligation Bonds	12,055,844	13,338,605	13,542,950	13,542,950
1610 Tobacco Securitization Bond	2,821,774	2,658,437	1,773,200	1,773,200
1630 ConsolReasmtBds-Prpy	(19)	45	0	0
1660 MCOS SplyHlwBondsDSF	(178)	432	0	0
1680 2001 Certificates of Participation	723,052	734,378	901,680	901,680
1690 2010 Certificates of Participation	0	0	0	0
1700 1915 Marshal #1 - East Shore Wastewater Project	49,693	52,323	56,100	56,100
1710 1915 Marshal #2 - East Shore Wastewater Project	34,189	35,826	36,510	36,510
1720 2015 Certificates of Participation	4,469,796	4,420,163	4,455,400	4,455,400
2010 Local Vital Health Statistics	1,191	2,031	0	0
2020 Electronic Recording Delivery Systems	56,186	44,906	60,000	60,000
2030 Records Modernization (GC 27361)	340,648	166,644	507,185	507,185
2040 Micrographics Conversion (GF 27361.4)	55,112	47,384	90,000	90,000
2050 Vital Records Modernization (SB 1535)	19,613	25,658	15,000	15,000
2060 SSN Truncation Program	(642)	1,323	0	0

# County of Marin

## Summary of Additional Financing Sources by Source and Fund (cont.)

### Governmental Funds

### Fiscal Year 2023-24

Description	2021-22 Actual	2022-23 Estimated	2023-24 Recommended	2023-24 Adopted by the Board of Supervisors
1	2	3	4	5

### Summarization by Fund

2070 Planning In-Lieu Housing	805,384	13,241,823	761,000	761,000
2080 Building Inspection	6,336,473	5,497,333	5,405,035	5,405,035
2090 Environmental Health Services	4,416,528	4,381,659	4,885,599	4,885,599
2100 HUD Fund	(752)	752	0	0
2110 East Shore Wastewater Maintenance Fund	75,125	83,795	75,000	75,000
2120 Child Support Services	3,378,299	3,302,667	4,118,165	4,118,165
2130 DOJ Equitable Sharing Program	(27)	66	0	0
2140 High Tech Theft Apprehension & Prosecution (Cnty)	1,409,282	1,469,951	2,000,000	2,000,000
2150 MCERA Employees	2,689,744	2,908,623	3,375,995	3,375,995
2160 Road	10,686,172	11,882,221	12,313,580	12,313,580
2170 Survey Monument Preservation	10,025	10,556	20,000	20,000
2180 Tidelands Use Fees	62,235	39,905	20,000	20,000
2200 Roadway Impact Fees	1,531,872	1,668,424	750,000	750,000
2210 Traffic - Tamalpais Community Plan Area	1,147	6,715	0	0
2220 Traffic - Strawberry Interchange Plan	(3,961)	23,446	0	0
2230 Traffic - West Sir Francis Drake	(1,448)	11,087	0	0
2240 Traffic - Atherton Avenue Interchange	(3,543)	9,451	0	0
2250 Zero Waste Public Outreach	31,507	175,214	20,000	20,000
2260 Non-Motorized Transportation Plan (NTPP)	(1,026)	2,488	0	0
2270 Off-Highway Motor Vehicle Trails (VC 42204)	(412)	1,037	0	0
2280 Hospital Preparedness Program (HPP)	538,176	427,904	514,448	514,448
2290 California Tobacco Control Program (CTCP)	509,278	482,051	600,952	600,952

# County of Marin

## Summary of Additional Financing Sources by Source and Fund (cont.)

### Governmental Funds

### Fiscal Year 2023-24

Description	2021-22 Actual	2022-23 Estimated	2023-24 Recommended	2023-24 Adopted by the Board of Supervisors
1	2	3	4	5

### Summarization by Fund

2300 Domestic Violence (W&I 18305)	35,122	40,466	66,000	66,000
2310 Children's Trust (AB 2994)	141,908	51,620	23,400	23,400
2320 Social Services Realignment	16,627,015	15,537,655	16,559,484	16,559,484
2330 Health Services Realignment	12,625,917	15,635,924	12,938,921	12,938,921
2340 Health Program	1,138,321	1,343,449	972,787	972,787
2350 Emergency Medical Services (GC 76104)	495,247	428,966	765,255	765,255
2360 Mental Health Realignment	14,057,378	16,340,567	12,235,930	12,235,930
2370 Mental Health Program	(60,537)	668,754	200,000	200,000
2380 Mental Health Services Act (Prop 63)	20,537,972	16,594,089	28,536,570	28,536,570
2390 Substance Abuse Prevention and Treatment (SAPT)	0	0	0	0
2400 Project Independence	(8)	20	0	0
2410 Realignment - CalWORKS MOE	2,476,725	2,779,382	2,539,195	2,539,195
2420 DHCS Intergovernmental Transfer Agreement	(8,901)	21,261	0	0
2430 Vital Statistics (SB 1535)	47,690	70,904	8,500	8,500
2440 Andrea Fox Fund	(180)	437	0	0
2450 Child Car Seat Program	1,151	1,295	0	0
2460 POST - Death Certificates	2,448	3,759	0	0
2470 Marin County Library	18,974,396	20,213,037	18,811,955	18,811,955
2480 Marin County Free Library Measure A	2,668,654	2,897,011	2,845,000	2,845,000
2490 Marin County Library Trust	128,905	48,386	0	0
2500 Bolinas Library Trust	(119)	289	0	0
2510 Corte Madera Library - A. Cello Fund	(2,943)	7,084	0	0

# County of Marin

## Summary of Additional Financing Sources by Source and Fund (cont.)

### Governmental Funds

### Fiscal Year 2023-24

Description	2021-22 Actual	2022-23 Estimated	2023-24 Recommended	2023-24 Adopted by the Board of Supervisors
1	2	3	4	5

### Summarization by Fund

2520 California Room Trust - Watkins Estate	(495)	1,200	0	0
2530 Stinson Beach Library Trust	(240)	583	0	0
2550 Luiz Ranch Endowment	(6)	6	0	0
2560 Measure A - Parks & Open Space	14,655,531	14,241,955	16,480,000	16,480,000
2570 Realignment - Juvenile Justice Crime Prevention	1,113,448	1,202,770	1,202,096	1,202,096
2580 Inmate Welfare Fund	100,234	42,752	100,000	100,000
2590 DMV Vehicle Theft (PC 9250.14)	224,965	263,527	243,729	243,729
2600 Suppl Lcl Law Enf - Rural Counties and COPS	458,913	603,736	0	0
2610 Crime Prevention - DCEP	(149)	336	15,000	15,000
2620 Writ Fee (GC 26746)	12,788	24,861	0	0
2630 Asset Forfeiture	(357)	865	0	0
2640 Auto Finger ID (GC 76102)	550,677	294,347	403,179	403,179
2650 Local Law Enforcement Block Grant	(1,328)	3,223	0	0
2660 Civil Paper Service Fee (GC 26731)	18,405	27,670	0	0
2670 Realignment - Public Safety	8,387,945	9,145,266	7,975,392	7,975,392
2680 Realignment - SB 1020	19,019,540	20,114,678	15,113,356	15,113,356
2690 Realignment - Juvenile Justice YOBG	1,244,920	1,369,146	874,106	874,106
2700 Countywide Grants	1,628,791	2,726,821	1,176,440	1,176,440
2720 Dispute Resolution (BP 470.3)	30,689	24,752	0	0
2730 Criminal Justice Facilities (GC 76101)	281,574	250,868	540,000	540,000
2740 Real Estate Fraud (GC 27388)	388,330	198,563	245,846	245,846
2770 HUD HOME Prog Inc	990,285	398,672	854,906	854,906

**Summary of Additional Financing Sources by Source and Fund (cont.)**

**Governmental Funds**

**Fiscal Year 2023-24**

Description	2021-22 Actual	2022-23 Estimated	2023-24 Recommended	2023-24 Adopted by the Board of Supervisors
1	2	3	4	5

**Summarization by Fund**

2780 Treasury AFMLS - Equitable Sharing Prgm	(203)	493	0	0
2790 SB678 Community Correction Performance	1,008,406	1,087,899	1,300,684	1,300,684
2800 Health and Human Services Operating	215,511,206	215,933,273	231,206,518	231,206,518
2810 Fish and Wildlife Commission	47,875	36,202	46,930	46,930
2820 Roadway Impact Fees	148,457	202,590	0	0
2830 Supplemental Law Enf - COPS	228,617	280,452	0	0
2840 Asset Forfeiture	(304)	737	0	0
2850 Asset Forfeiture	(143)	348	0	0
2860 Asset Forfeiture	(1,220)	2,961	0	0
2870 Asset Forfeiture	(37)	90	0	0
2880 Asset Forfeiture	18,547	4,415	0	0
2890 Zimmer Family Trust	(6,959)	16,886	0	0
2900 Health and Human Services Whole Person	4,938,381	37,922	0	0
2920 Welfare Trust	(1,696,682)	525,320	0	0
2930 Marin Transportation Project	(20)	50	0	0
2940 Traffic Impact Lucas	(2,198)	5,333	0	0
2950 Traffic Mitigation Misc	(30)	72	0	0
2960 Northgate Activity CTR Plan	26,953	9,981	0	0
2970 HUD CDBG Program	842,487	1,524,843	1,630,142	1,630,142
2980 Health and Human Services Grants	3,875,660	13,570,835	0	0
2990 CARES ACT EMERGENCY RELIEF	1	(2)	0	0
3370 Woodacre Creek	(6)	13	0	0

# County of Marin

## Summary of Additional Financing Sources by Source and Fund (cont.) Governmental Funds Fiscal Year 2023-24

Description 1	2021-22 Actual 2	2022-23 Estimated 3	2023-24 Recommended 4	2023-24 Adopted by the Board of Supervisors 5
------------------	------------------------	---------------------------	-----------------------------	--

### Summarization by Fund

3390 WsteMgmtJPA-WstMarin	(703)	1,713	0	0
3420 PLANNING FIN MAP PLAN CK FEE	(2,315)	6,563	0	0
3430 RESTRICTED AFFORDABLE HOUSING	(19,734)	47,872	0	0
3440 TOT Measure W Fire Emergency Services	928,939	925,335	497,550	497,550
3450 TOT Measure W Community Housing	920,905	947,956	802,500	802,500
3480 MWPA MEASURE C	1,294,092	1,934,178	700,142	700,142
3500 AMERICAN RESCUE PLAN OF 2021	50,526,986	(239,611)	0	0
3510 TOT MEAS W MARIN CO FIRE	309,880	639,440	304,950	304,950
3520 Opioid Settlements	0	1,456,079	838,688	838,688
3530 Housing Healthy CA HHC	0	2,261,763	0	0
6210 Trails Legacy	0	0	0	0
6220 Fishnet 4C	0	0	0	0
6240 Other Grants	(1,185)	1,185	0	0
6250 CSA #23 Terra Linda Area	0	0	0	0
6260 CSA #25 San Marin Area	0	0	0	0
6270 Affordable Housing Fund	0	0	0	0
6280 Marin Transport Proj	0	0	0	0
6290 Transport Imprv Fee	0	0	0	0
6300 DevelFee-TrfcMitigat	0	0	0	0
6310 Traffic N. GateActiv	0	0	0	0
6320 BASWMAA-RegAdCampagn	0	0	0	0
6340 Alcohol and Drug Program	1	(2)	0	0

# County of Marin

## Summary of Additional Financing Sources by Source and Fund (cont.)

### Governmental Funds

#### Fiscal Year 2023-24

Description 1	2021-22 Actual 2	2022-23 Estimated 3	2023-24 Recommended 4	2023-24 Adopted by the Board of Supervisors 5
------------------	------------------------	---------------------------	-----------------------------	--

### Summarization by Fund

6360 Pt Reyes Vist Fac Tr	(53)	129	0	0
6370 Marin WildlifeGrants	(664)	664	0	0
6380 Plan'g- In-lieuParks	(783)	1,900	0	0
6390 FinalMap&PlanChckFee	0	0	0	0
6400 Transit Ticket Sales	(69)	167	0	0
6410 Welfare Program	0	0	0	0
6440 SpclCircumstnPC987.9	(1,102)	2,673	0	0
6450 AutomatWrntVC40508.5	(36)	88	0	0
6460 Miller Pk Boat Launch	(529)	1,283	0	0
6470 Black Point Boat Launch	(315)	763	0	0
6480 McInnis Park Golf Deposit	0	1	0	0
6500 Stafford Lake Trust	0	0	0	0
6520 Asset Forfeiture	(2)	5	0	0

### Total Summarization by Fund

997,373,995

941,377,938

876,623,695

876,623,695

# County of Marin

## Detail of Additional Financing Sources by Fund and Account Governmental Funds Fiscal Year 2023-24

Fund Name	Financing Source Category	Financing Source Account	2021-22 Actual	2022-23 Estimated	2023-24 Recommended	2023-24 Adopted by the Board of Supervisors
1	2	3	4	5	6	7

### General Fund

#### 1000 General Fund

*Taxes*

411030	PROP TAX-CURR UNSEC		2,846,881	2,978,828	2,847,850	2,847,850
411110	PROP TAX-CUR SECURED		155,085,189	165,434,345	173,079,000	173,079,000
411115	PROP TAX-CURR SEC-UNI		1,989,971	2,186,958	1,509,750	1,509,750
411125	PROP TAX CUR SEC SPL BEN TAX		0	0	0	0
411135	PROP TAX- PRIOR UNSEC		162,675	165,232	153,500	153,500
411210	SUPP PROP TAX-CURR		5,335,742	5,992,959	3,092,700	3,092,700
411215	SUPP PROP TAX-CURR-UNSEC		116,651	196,117	101,000	101,000
411310	SUPP PROP TAX-PRIOR-REDEM		87,905	147,149	102,500	102,500
411410	RESIDUAL PROP TAX-RPTTF (ABX1)		1,989,297	2,650,862	1,796,350	1,796,350
411510	PASTHRU PRTAX HMILT N RDATA X I		419,691	450,529	420,000	420,000
411515	PSTHRU PROP TX-NOV DNTWN RDA		271,883	312,931	275,000	275,000
411520	PSTHRU PROP TX-NO HAMILTON RDA		364,214	660,931	365,000	365,000
411525	PSTHRU PROP TX-SRRDA PR1290 PA		1,767,431	2,306,371	1,800,000	1,800,000
411540	PASS THRU PROP TX NV VNOK RDA		0	0	0	0
411610	PROP TAX IN LIEU OF VLF		39,258,884	41,822,049	44,300,000	44,300,000



# County of Marin

## Detail of Additional Financing Sources by Fund and Account Governmental Funds Fiscal Year 2023-24

Fund Name	Financing Source Category	Financing Source Account	2021-22 Actual	2022-23 Estimated	2023-24 Recommended	2023-24 Adopted by the Board of Supervisors
1	2	3	4	5	6	7
		411710 SALES AND USE TAX	6,216,739	6,570,540	6,180,000	6,180,000
		411715 SALES TAX1/4% TRANS SALES TAX	88,636	72,730	90,000	90,000
		411810 OTH TAX-CURR ERAF REV	7,513,165	5,526,051	0	0
		411820 OTH TAX-EXCES ERAF	55,140,729	50,037,008	44,100,000	44,100,000
		411825 OTH TAX-TRIPLE FLIP	0	0	0	0
		411830 OTH TAX- PROP TRAN TAX	7,409,671	4,560,083	5,000,000	5,000,000
		411835 OTH TAX-TRANSIENT OCC TAX	6,649,348	6,317,819	5,865,000	5,865,000
		411840 OTH TAX-AIRCRAFT TAX	241,173	225,282	225,000	225,000
		460120 TAX COL FEES ADM (CTRA)	0	0	0	0
<i>Total Taxes</i>			292,955,875	298,614,774	291,302,650	291,302,650
<i>Licenses, Permits and Franchises</i>						
		421110 ANIMAL LICENSES	329,281	272,812	300,000	300,000
		421210 BUSINESS LICENSES	0	0	0	0
		421215 BUSINESS LICENSES-UNINCORP	1,402,867	1,050,748	1,300,000	1,300,000
		421220 BUS LICENSES-5% ADMIN FEE	1,637	1,059	0	0
		421310 CONSTRUCTION PERMITS	283,211	314,793	380,275	380,275
		421315 CONST PERMITS-INSPECTIONS	7,500	0	0	0
		421320 CONST PERMITS - BLDG	199,496	281,772	235,000	235,000
		421410 ROAD PRIVILEGES AND PERMITS	441,456	660,130	275,000	275,000

# County of Marin

## Detail of Additional Financing Sources by Fund and Account Governmental Funds Fiscal Year 2023-24

Fund Name	Financing Source Category	Financing Source Account	2021-22 Actual	2022-23 Estimated	2023-24 Recommended	2023-24 Adopted by the Board of Supervisors
1	2	3	4	5	6	7
		421510 ZONE PERM ADMIN-SUSTAIN REVIEW	66,062	59,307	61,500	61,500
		421515 ZONE PERM ADMIN-GEN PLAN MAIN	552,973	529,349	358,750	358,750
		421520 ZONE PERM ADMIN-SPL PLAN SRV	0	0	0	0
		421525 ZONE PERM ADMIN-DEV REV FEES	529,213	566,965	897,580	897,580
		421610 FRANCHISES	2,041,209	1,592,943	2,060,360	2,060,360
		421615 FRANCHISES-CABLE TV	1,087,685	1,069,129	1,050,000	1,050,000
		421710 OTHER LICENSES AND PERMITS	15,980	91,886	8,000	8,000
		421735 OTH LIC AND PERM-UNDGRD STRG	0	0	0	0
		421740 OTH LIC PER-ENFOR COST RECOV	35,766	95,514	60,000	60,000
		421750 OTH LIC PERM-MED MARIJUANA	0	0	0	0
<i>Total Licenses, Permits and Franchises</i>			6,994,336	6,586,407	6,986,465	6,986,465
<i>Fines, Forfeitures, and Penalties</i>						
		431110 VEHICLE CODE FINE	0	0	0	0
		431115 VEHICLE CODE FINE-STATHAM	0	0	0	0
		431120 VEHI CODE FINE-DELINQUENT	909,965	840,249	1,141,695	1,141,695
		431210 OTHER COURT FINES	471,399	464,452	990,361	990,361
		431215 OTH CRT FINES-TRAFFIC SCHOOL	(2,229)	105	0	0
		431220 OTH CRT FINES-TVS BAL OF FEE	184,463	156,910	0	0
		431225 OTH CRT FINES-INVST COST REC	0	0	0	0

# County of Marin

## Detail of Additional Financing Sources by Fund and Account Governmental Funds Fiscal Year 2023-24

Fund Name	Financing Source Category	Financing Source Account	2021-22 Actual	2022-23 Estimated	2023-24 Recommended	2023-24 Adopted by the Board of Supervisors
1	2	3	4	5	6	7
		431310 FORFEITURES AND PENALTIES	595,272	508,143	855,416	855,416
		431410 PENALTY ON DELINQUENT TAX	7,267,877	5,996,601	3,573,900	3,573,900
		431415 PENALTY DELIN TAX-REDEMP	8,760	7,750	20,000	20,000
<i>Total Fines, Forfeitures, and Penalties</i>			9,435,507	7,974,210	6,581,372	6,581,372
<i>Use of Money and Property</i>						
		441110 INVESTMT INCOME-INT	2,187	3,819	0	0
		441115 INVESTMT INCOME-INT POOLED	317,545	7,786,936	250,000	250,000
		441120 INVESTMT INCOME-ERAF INT	15,822	2,384	20,000	20,000
		441135 INVESTMT INCOME-UNREALIZD GAIN	(3,749,145)	3,749,145	0	0
		441210 RENTS AND CONCESSIONS-EQUIP	27,592	77,628	60,341	60,341
		441215 RENTS AND CONCESSIONS-PROP	1,794,592	2,198,072	1,605,190	1,605,190
		441220 RENTS CONCESSIONS-VENDNG MACH	0	0	5,000	5,000
		441225 RENTS AND CONCESS-HANDLG FEE	0	0	0	0
		441230 RENTS AND CONCESS-FOOD CONCESS	15,969	18,047	26,500	26,500
		441245 LEASE REVENUE (GASB 87)	423,265	0	0	0
		441250 INTEREST INCOME (GASB 87)	3,040	0	0	0
		441255 RENT INCOME (GASB 87)	(425,564)	0	0	0
		480730 LEASE DEBT ISSUED (GASB 87)	222,508	0	0	0
<i>Total Use of Money and Property</i>			(1,352,189)	13,836,031	1,967,031	1,967,031

# County of Marin

## Detail of Additional Financing Sources by Fund and Account Governmental Funds Fiscal Year 2023-24

Fund Name	Financing Source Category	Financing Source Account	2021-22 Actual	2022-23 Estimated	2023-24 Recommended	2023-24 Adopted by the Board of Supervisors
1	2	3	4	5	6	7

*Intergovernmental Revenues*

451150	STATE-INLIEU TX-CALTRN		9,420	8,998	10,000	10,000
451210	STATE-PUB ASSIST ADMIN		0	0	0	0
451310	STATE-PUBLIC ASSIST PRG		24,723	36,916	80,000	80,000
451315	STATE-PUB ASSIST PRG-CAPIT		0	0	0	0
451320	STATE - PA PROGRM -FOSTER CARE		0	0	0	0
451325	STATE PUB ASSIST CHILD WEL SVS		0	0	0	0
451330	STATE -PA ADULT PRORECTV SVC		0	0	0	0
451335	STATE-PA PROGRAM - FOSTR CARE		0	0	0	0
451410	STATE-HEALTH ADMIN		0	0	0	0
451510	STATE-CALIFORNIA CHILDREN SVS		0	0	0	0
451610	STATE - MENTAL HEALTH		0	0	0	0
451710	STATE-TUBERCULOSIS CONTROL		0	0	0	0
451810	STATE - HEALTH		0	0	0	0
451820	STATE- AGRICULTURE		181,783	186,621	171,100	171,100
451830	STATE - CIVIL DEFENSE		0	0	0	0
451850	STATE-JVENLE RENTRY GR SB 1020		568,185	568,185	540,000	540,000
451860	STATE-CORRECTIONS		615,838	661,309	671,442	671,442
451880	STATE-VETERANS' AFFAIRS		0	0	0	0

# County of Marin

## Detail of Additional Financing Sources by Fund and Account Governmental Funds Fiscal Year 2023-24

Fund Name	Financing Source Category	Financing Source Account	2021-22 Actual	2022-23 Estimated	2023-24 Recommended	2023-24 Adopted by the Board of Supervisors
1	2	3	4	5	6	7
	451910	STATE-HOMEOWNERS PROP TAX RLF	627,064	622,772	650,000	650,000
	451920	STATE-PROP 172 PUB SFTY FUND	31,849,664	32,141,811	32,960,000	32,960,000
	451930	STATE-COPS	81,767	84,161	88,336	88,336
	451940	STATE-COPS-SMLL CTY RURL ENFOR	0	0	0	0
	451950	STATE-OTH-REALGMENT VLF	249,375	224,740	0	0
	451960	STATE-OTH-SB 90 REIMB	239,325	256,107	15,000	15,000
	451970	STATE-OTHER	2,522,175	5,393,628	2,523,673	2,523,673
	451971	STATE-MISC CONTRIBUTION	127,133	127,844	120,000	120,000
	451980	STATE-OTH-PEACE OFFICER TRNG	230,043	260,131	395,644	395,644
	451985	SB1020 LOCAL INNOVAT SUB ACCT	0	0	0	0
	451990	STATE REALIGN-PUB SAFETY AB	0	0	0	0
	452110	FEDERAL-PUB ASSIST ADMIN	0	0	0	0
	452210	FEDERAL-PUB ASSIST PRG	121,458	190,569	250,000	250,000
	452310	FEDERAL-HEALTH ADMINISTRATION	0	0	0	0
	452410	FED-DISASTER RELIEF-STRM DMAGE	0	0	0	0
	452510	FEDERAL-IN-LIEU TAXES	238,253	248,378	200,000	200,000
	452610	FEDERAL-OTHER	3,963,402	2,984,655	2,494,580	2,494,580
	453110	OTH-GOVERNMENTAL AGENCIES	2,498,958	1,723,252	3,463,433	3,463,433
<b>Total Intergovernmental Revenues</b>			<b>44,148,566</b>	<b>45,720,077</b>	<b>44,633,208</b>	<b>44,633,208</b>

# County of Marin

## Detail of Additional Financing Sources by Fund and Account Governmental Funds Fiscal Year 2023-24

Fund Name	Financing Source Category	Financing Source Account	2021-22 Actual	2022-23 Estimated	2023-24 Recommended	2023-24 Adopted by the Board of Supervisors
1	2	3	4	5	6	7

*Charges for Current Services*

460110	CHRG FOR SV - ASSMNT TX COLL		61,423	55,336	75,000	75,000
460115	CHRG FOR SV - SPEC PROP TX AD		1,103,322	1,107,250	1,125,000	1,125,000
460125	ASSESSMENT AND TAX COLL FEES-CITIES		2,912,117	3,058,149	2,905,000	2,905,000
460130	ASSESSMENT AND TAX COLL-TAX SALES		0	0	0	0
460135	ASSESSMENT AND TAX COLL FEE-SUSP		106,296	112,704	148,000	148,000
460140	AS TX COL FEE-SUP PROP TX ADMN		1,844,891	2,138,109	1,250,000	1,250,000
460145	AS TX COL FEE--APLICATN FEE		16,087	24,009	15,000	15,000
460210	SPL ASSESSMENT-SPECIAL DIST		27,276	26,712	32,000	32,000
460310	AUDITING AND ACCT FEES		0	0	5,000	5,000
460315	AUDITING AND ACCT FEES-BONDS		0	0	0	0
460320	AUD AND ACC FEE-REIM BANK FEE		886,428	1,021,399	976,512	976,512
460410	COMMUNICATION SVS		334,102	365,240	641,819	641,819
460415	COMMUNICATION SVS-TECHNICAL		78,019	69,010	358,000	358,000
460420	COMMUNICATION SVS-OPERATION		3,705,425	4,908,330	4,527,046	4,527,046
460510	ELECTION SERVICES		1,965,634	766,608	230,000	230,000
460515	ELECTION SVS- FILING FEE		80,512	36,895	35,000	35,000
460610	LEGAL SERVICES		816,886	328,547	570,000	570,000
460615	LEGAL SERVICES-COUNSEL FEES		0	0	0	0

# County of Marin

## Detail of Additional Financing Sources by Fund and Account Governmental Funds Fiscal Year 2023-24

Fund Name	Financing Source Category	Financing Source Account	2021-22 Actual	2022-23 Estimated	2023-24 Recommended	2023-24 Adopted by the Board of Supervisors
1	2	3	4	5	6	7
		460710 PLANNING AND ENG SVS	157,749	225,692	471,000	471,000
		460715 PLAN AND ENG SVS-MAPPING FEES	604	151	0	0
		460720 PLAN AND ENG SVS-TECHNLGY FEE	3,555	3,300	4,000	4,000
		460725 PLAN AND ENG SVS-SITE CHK FEE	147,405	217,118	175,000	175,000
		460730 PLAN AND ENG SVS-INT STUDIES	6,522	0	5,000	5,000
		460735 PLAN AND ENG SVS-ENT GIS FEE	0	0	0	0
		460740 PURCHASING FEES	2,792,119	1,690,040	2,360,000	2,360,000
		460810 CIVIL PROCESSING SVS	480	160	0	0
		460815 CIVIL PROCESSING SVS-GARNISHMT	1,575	1,594	2,900	2,900
		460820 CIVIL PROCES SVS-SUBP WIT FEES	1,390	1,650	0	0
		460825 CIVIL SVS-CRT FEE-MUNICIPAL	10,000	10,000	0	0
		460830 CIVIL SVS-CRT FEES-SQ	44,515	54,493	117,585	117,585
		460835 CIVIL SVS-JUVI REC SEAL FEE	0	0	0	0
		460840 CIVIL PROCESS SVS-FILING FEES	0	630	0	0
		460910 ESTATE FEES	139,957	849,760	468,405	468,405
		461110 HUMANE SERVICES	81,768	63,043	50,000	50,000
		461210 LAW ENFOR SVS-JAIL BOOKING FEE	222,060	203,555	225,674	225,674
		461215 LAW ENFORCEMENT SERVICES-DUI	0	0	0	0
		461220 LAW ENFOR SVS-COMUNTY SVS WORK	19,950	0	0	0

# County of Marin

## Detail of Additional Financing Sources by Fund and Account Governmental Funds Fiscal Year 2023-24

Fund Name	Financing Source Category	Financing Source Account	2021-22 Actual	2022-23 Estimated	2023-24 Recommended	2023-24 Adopted by the Board of Supervisors
1	2	3	4	5	6	7
		461225 LAW ENFOR SVS-ADMIN FEE	3,172	70	0	0
		461230 LAW ENFOR SVS-RESTI FEES	0	0	0	0
		461235 LAW ENFOR SVS-SUPRV PROB CASE	0	0	0	0
		461240 LAW ENFOR SVS-ACELERTED PAROLE	303	253	0	0
		461245 LAW ENFOR SVS-APPLI FEES	0	0	0	0
		461250 LAW ENFOR SVS-CT OTH GVT AGEN	312,624	749,196	544,947	544,947
		461255 LAW ENFORCEMENT SERVICES	0	115,043	100,000	100,000
		461310 RECORDING FEES	1,001,724	507,899	902,075	902,075
		461315 REC FEES-NO OWNERSHIP RPRT	3,020	2,211	3,000	3,000
		461320 REC FEES-DEATH CERTI	0	0	0	0
		461325 REC FEES-ADMIN	230,803	106,975	140,000	140,000
		461330 RECORDING FEES-AB 1938	850	600	700	700
		461335 RECORDING FEES-CLERK FEES	193,335	195,074	280,000	280,000
		461410 HEALTH FEES	0	0	0	0
		461415 HEALTH FEES-CERT FEES	0	0	0	0
		461420 HEALTH FEES-MEDICARE REVENUE	0	0	0	0
		461425 HEALTH FEES-HEALTHY FAMILIES	0	0	0	0
		461430 HEALTH FEES-PVT INS	0	0	0	0
		461435 HEALTH FEES-PATIENT FEES	0	0	0	0



# County of Marin

## Detail of Additional Financing Sources by Fund and Account Governmental Funds Fiscal Year 2023-24

Fund Name	Financing Source Category	Financing Source Account	2021-22 Actual	2022-23 Estimated	2023-24 Recommended	2023-24 Adopted by the Board of Supervisors
1	2	3	4	5	6	7
		461440 HEALTH FEES-LAB FEES	0	0	0	0
		461445 HEALTH FEES-HEALTH KIDS	0	0	0	0
		461450 MENTAL HEALTH SERVICES	0	0	0	0
		461455 MENTAL HEALTH SVS-INS	0	0	0	0
		461460 CALIFORNIA CHILDREN SVS	0	0	0	0
		461610 INSTITUTIONAL CARE SVS	0	0	0	0
		461615 INST CARE AND SVS-IN-PAT HOSP	7,216	25,610	20,000	20,000
		461620 INST CARE & SVS-WORK PRG REIM	0	0	0	0
		461625 INST CARE SVS-GEN ASSIST REIM	0	0	0	0
		461630 INST CARE AND SVS-AMBUL FEES	1,642,739	933,551	900,000	900,000
		461635 INST CARE AND SVS-REIM PVT	0	54,000	0	0
		461710 EDUCATIONAL SERVICES	0	0	0	0
		461910 PARKS AND REC SVS	0	0	0	0
		461915 PARKS AND REC SVS-PICNIC FEES	153,558	198,523	100,000	100,000
		461920 PARKS AND REC SVS-CONCES REVUE	0	0	0	0
		461925 PARKS AND REC SVS-YEARLY PERMT	36,848	25,433	0	0
		461930 PARKS AND REC SVS-ADMISSIONS	359,512	320,248	6,000	6,000
		461935 PKS AND REC SVS-ATHLETIC FEES	82,862	74,562	50,000	50,000
		461940 PKS AND REC SVS-FILMING	1,266	3,572	4,000	4,000

# County of Marin

## Detail of Additional Financing Sources by Fund and Account Governmental Funds Fiscal Year 2023-24

Fund Name	Financing Source Category	Financing Source Account	2021-22 Actual	2022-23 Estimated	2023-24 Recommended	2023-24 Adopted by the Board of Supervisors
1	2	3	4	5	6	7
		461945 PKS AND REC SVS-SWIM POOL FEES	0	0	0	0
		461955 PKS AND REC SVS-EXHIBIT SALES	0	0	0	0
		462610 CHRGS FOR CUR SVCS-OTHER	9,716,186	10,227,036	10,546,160	10,546,160
		462630 OTH-STATE AND FED FIRE REIMB	9,585,800	4,796,008	409,137	409,137
		462640 OTHER-FOREST CDF	12,315,559	14,740,171	13,575,000	13,575,000
		462650 OTHER-MICROGRAPHIC	212,143	213,583	186,000	186,000
		462660 OTHER-CENTRAL SERVICES	125,521	81,071	75,000	75,000
		462670 OTHER-EXTRA-HIRE STAFFING	25,539	78,785	25,767	25,767
		462680 OTHER-LOCAL 16 STATE TECH	198,916	371,650	374,000	374,000
		462690 OTHER - CONTRACT REV	373,888	1,328,527	280,303	280,303
		463110 INTERFUND REVENUE	5,860,582	6,854,751	6,979,774	6,979,774
		463210 INTERFUND REVENUE-INDIRECT OH	0	0	0	0
		463310 INTERFUND REV - AUD AND ACCT	30,000	5,000	30,000	30,000
		463410 INTERFUND REVENUE-DPW RENT	68,388	0	0	0
		463415 INTER-FUND COST REC-DPW SAL	3,450,470	2,534,379	4,434,675	4,434,675
		463420 INTERFUND REVENUE- COMM SVS	1,021,770	473,122	0	0
		463430 INTERFUND REVENUE-PARKS	648,957	665,181	681,810	681,810
		463435 INTERFUND REVENUE TEL SERVICES	0	0	636,488	636,488
		463440 INTERFUND REVENUE-SAL	588	495	0	0

# County of Marin

## Detail of Additional Financing Sources by Fund and Account Governmental Funds Fiscal Year 2023-24

Fund Name	Financing Source Category	Financing Source Account	2021-22 Actual	2022-23 Estimated	2023-24 Recommended	2023-24 Adopted by the Board of Supervisors
1	2	3	4	5	6	7
		463445 INTERFUND REVENUE-SAL GRANT	0	0	0	0
		463450 INTERFUND REVENUE-RENT	525,060	521,078	518,558	518,558
		463510 INTERFUND COST REC-DPW VEH DEP	0	0	0	0
<i>Total Charges for Current Services</i>			65,757,266	63,543,141	58,576,335	58,576,335
<i>Miscellaneous Revenues</i>						
		470110 OTHER SALES	0	10,000	0	0
		470210 OTH SALES-LOT SPLIT AND MERGER	3,750	3,450	20,000	20,000
		470215 OTH SALES-COPY MEDICAL RECORD	0	0	0	0
		470220 OTHER SALES-MAPS	4,740	3,849	7,000	7,000
		470310 MISC REVENUES	782,214	579,125	432,775	432,775
		470320 MIS REV-CANCEL WRNTS AND CHECK	11,422	12,369	45,300	45,300
		470330 MIS REV-CONTRI AND DONATIONS	135,320	101,849	60,700	60,700
		470345 MISC REV-TICKET SALES	133,555	66,760	35,300	35,300
		470350 MISC REV-BANKCARD FEES	35,718	48,140	58,850	58,850
		470360 MISC REV-INSURANCE HANDLING	250	840	366	366
		470365 MISC REVENUE - SETTLEMENTS	13,835	19,173	0	0
		470380 MISC REV-JURY DUTY REIM	0	0	0	0
		470390 MIS REV-PER PROP SALES	0	0	0	0
		470395 MIS REV-SPECIAL DIST OPEB REIM	0	0	0	0

# County of Marin

## Detail of Additional Financing Sources by Fund and Account Governmental Funds Fiscal Year 2023-24

Fund Name	Financing Source Category	Financing Source Account	2021-22 Actual	2022-23 Estimated	2023-24 Recommended	2023-24 Adopted by the Board of Supervisors
1	2	3	4	5	6	7
		470410 MISCELLANEOUS	18,440	56,718	12,142	12,142
<i>Total Miscellaneous Revenues</i>			1,139,244	902,273	672,433	672,433
<i>Other Financing Sources</i>						
		480210 TRANSFERS-IN	981,184	3,928,946	1,690,581	1,690,581
		480310 TRANSFERS-IN-REALIGNMENT VLF	0	0	0	0
		480315 TRANSFERS-IN-REAL SALES TAX	0	0	0	0
		480410 TRANSFERS-IN-DOMESTIC VIOLENCE	0	0	0	0
		480415 TRANSFERS-IN-CHILD ABUSE FEES	0	0	0	0
		480420 TRANSFERS-IN-CHILD ABUSE PREV	0	0	0	0
		480425 TRANSFERS-IN-FOSTER CARE ASIST	0	0	0	0
		480430 TRANSFERS-IN-STATE ADOPTN AST	0	0	0	0
		480435 TRANSFERS-IN-STATE ADOPTN ADMN	0	0	0	0
		480440 TRANSFERS-IN-FOSTER CARE ADMIN	0	0	0	0
		480445 TRANSFERS-IN-STATE CWS	0	0	0	0
		480450 TRANSFERS-IN-STATE APS	0	0	0	0
		480455 TRANSFERS-IN-CAL WORKS ASSIST	0	0	0	0
		480460 TRANSFERS-IN-MEDICAL ADMIN ACT	0	0	0	0
		480465 TRANSFERS-IN-MANAGED CARE	0	0	0	0
		480470 TRANSFERS-IN-PROP 63 MH	0	0	0	0

# County of Marin

## Detail of Additional Financing Sources by Fund and Account Governmental Funds Fiscal Year 2023-24

Fund Name	Financing Source Category	Financing Source Account	2021-22 Actual	2022-23 Estimated	2023-24 Recommended	2023-24 Adopted by the Board of Supervisors
1	2	3	4	5	6	7
		480475 TRANSFERS-IN-EPSDT	0	0	0	0
		480480 TRANSFERS-IN-STATE DRUG MEDCAL	0	0	0	0
		480485 TRANSFERS-IN-WOMEN & CHILD RES	0	0	0	0
		480490 TRANSFERS-IN-FEDERAL SAPT	0	0	0	0
		480495 TRANSFERS-IN-STATE INTRGOV REV	0	0	0	0
		480710 LONG-TERM DEBT PROCEEDS	0	0	0	0
<i>Total Other Financing Sources</i>			981,184	3,928,946	1,690,581	1,690,581
<b>Total 1000 General Fund</b>			<b>420,059,789</b>	<b>441,105,859</b>	<b>412,410,075</b>	<b>412,410,075</b>
<b>1010 Miscellaneous Projects</b>						
<i>Licenses, Permits and Franchises</i>						
		421610 FRANCHISES	192,864	308,379	0	0
<i>Total Licenses, Permits and Franchises</i>			192,864	308,379	0	0
<i>Use of Money and Property</i>						
		441135 INVESTMT INCOME-UNREALIZD GAIN	(153,287)	153,287	0	0
<i>Total Use of Money and Property</i>			(153,287)	153,287	0	0
<i>Intergovernmental Revenues</i>						
		451820 STATE- AGRICULTURE	39,465	49,915	0	0
		451970 STATE-OTHER	10,931,093	7,861,167	0	0
		452515 FEDERAL-OTHER - HUD	763,861	23,858	0	0

# County of Marin

## Detail of Additional Financing Sources by Fund and Account Governmental Funds Fiscal Year 2023-24

Fund Name	Financing Source Category	Financing Source Account	2021-22 Actual	2022-23 Estimated	2023-24 Recommended	2023-24 Adopted by the Board of Supervisors
1	2	3	4	5	6	7
	452610	FEDERAL-OTHER	9,980,382	3,435,945	0	0
	453110	OTH-GOVERNMENTAL AGENCIES	1,361,665	2,292,608	0	0
<i>Total Intergovernmental Revenues</i>			23,076,466	13,663,493	0	0
<i>Charges for Current Services</i>						
	460710	PLANNING AND ENG SVS	951,401	180,412	0	0
	460730	PLAN AND ENG SVS-INT STUDIES	153,742	0	0	0
	461630	INST CARE AND SVS-AMBUL FEES	47,052	0	0	0
	462610	CHRGs FOR CUR SVCS-OTHER	336,800	886,828	0	0
	462690	OTHER - CONTRACT REV	7,644	0	0	0
<i>Total Charges for Current Services</i>			1,496,639	1,067,240	0	0
<i>Miscellaneous Revenues</i>						
	470310	MISC REVENUES	69,329	565	0	0
	470330	MIS REV-CONTRI AND DONATIONS	781,306	100,000	0	0
<i>Total Miscellaneous Revenues</i>			850,635	100,565	0	0
<i>Other Financing Sources</i>						
	480210	TRANSFERS-IN	51,283,206	2,446,531	0	0
	480510	TRANSFERS IN - MOE	500,000	140,000	0	0
	480520	TRANSFERS IN-COUNTY WIDE INIT	0	0	0	0
	480530	TRANSFERS IN - MATCH	0	0	0	0

# County of Marin

## Detail of Additional Financing Sources by Fund and Account Governmental Funds Fiscal Year 2023-24

Fund Name	Financing Source Category	Financing Source Account	2021-22 Actual	2022-23 Estimated	2023-24 Recommended	2023-24 Adopted by the Board of Supervisors
1	2	3	4	5	6	7
<i>Total Other Financing Sources</i>			51,783,206	2,586,531	0	0
<b>Total 1010 Miscellaneous Projects</b>			<b>77,246,523</b>	<b>17,879,495</b>	<b>0</b>	<b>0</b>
<b>Total General Fund</b>			<b>497,306,312</b>	<b>458,985,354</b>	<b>412,410,075</b>	<b>412,410,075</b>

### Special Revenue Funds

#### 2010 Local Vital Health Statistics

##### *Use of Money and Property*

441115	INVESTMT INCOME-INT POOLED	15	288	0	0
--------	----------------------------	----	-----	---	---

441135	INVESTMT INCOME-UNREALIZD GAIN	(219)	219	0	0
--------	--------------------------------	-------	-----	---	---

<i>Total Use of Money and Property</i>		(204)	507	0	0
--	--	-------	-----	---	---

##### *Charges for Current Services*

461310	RECORDING FEES	1,395	1,524	0	0
--------	----------------	-------	-------	---	---

<i>Total Charges for Current Services</i>		1,395	1,524	0	0
---	--	-------	-------	---	---

<b>Total 2010 Local Vital Health Statistics</b>		<b>1,191</b>	<b>2,031</b>	<b>0</b>	<b>0</b>
---	--	--------------	--------------	----------	----------

#### 2020 Electronic Recording Delivery Systems

##### *Use of Money and Property*

441115	INVESTMT INCOME-INT POOLED	406	7,265	0	0
--------	----------------------------	-----	-------	---	---

441135	INVESTMT INCOME-UNREALIZD GAIN	(5,995)	5,995	0	0
--------	--------------------------------	---------	-------	---	---

# County of Marin

## Detail of Additional Financing Sources by Fund and Account Governmental Funds Fiscal Year 2023-24

Fund Name	Financing Source Category	Financing Source Account	2021-22 Actual	2022-23 Estimated	2023-24 Recommended	2023-24 Adopted by the Board of Supervisors
1	2	3	4	5	6	7
<i>Total Use of Money and Property</i>			(5,589)	13,260	0	0
<i>Charges for Current Services</i>						
	461310	RECORDING FEES	61,775	31,646	60,000	60,000
<i>Total Charges for Current Services</i>			61,775	31,646	60,000	60,000
<b>Total 2020 Electronic Recording Delivery Systems</b>			<b>56,186</b>	<b>44,906</b>	<b>60,000</b>	<b>60,000</b>
<b>2030 Records Modernization (GC 27361)</b>						
<i>Use of Money and Property</i>						
	441115	INVESTMT INCOME-INT POOLED	613	7,072	0	0
	441135	INVESTMT INCOME-UNREALIZD GAIN	(4,919)	4,919	0	0
<i>Total Use of Money and Property</i>			(4,306)	11,991	0	0
<i>Charges for Current Services</i>						
	461310	RECORDING FEES	344,954	154,653	507,185	507,185
<i>Total Charges for Current Services</i>			344,954	154,653	507,185	507,185
<b>Total 2030 Records Modernization (GC 27361)</b>			<b>340,648</b>	<b>166,644</b>	<b>507,185</b>	<b>507,185</b>
<b>2040 Micrographics Conversion (GF 27361.4)</b>						
<i>Use of Money and Property</i>						
	441115	INVESTMT INCOME-INT POOLED	485	8,590	0	0
	441135	INVESTMT INCOME-UNREALIZD GAIN	(7,148)	7,148	0	0



# County of Marin

## Detail of Additional Financing Sources by Fund and Account Governmental Funds Fiscal Year 2023-24

Fund Name	Financing Source Category	Financing Source Account	2021-22 Actual	2022-23 Estimated	2023-24 Recommended	2023-24 Adopted by the Board of Supervisors
1	2	3	4	5	6	7
<i>Total Use of Money and Property</i>			(6,663)	15,738	0	0
<i>Charges for Current Services</i>						
		461310 RECORDING FEES	61,775	31,646	90,000	90,000
<i>Total Charges for Current Services</i>			61,775	31,646	90,000	90,000
<b>Total 2040 Micrographics Conversion (GF 27361.4)</b>			<b>55,112</b>	<b>47,384</b>	<b>90,000</b>	<b>90,000</b>
<b>2050 Vital Records Modernization (SB 1535)</b>						
<i>Use of Money and Property</i>						
		441115 INVESTMT INCOME-INT POOLED	98	1,890	0	0
		441135 INVESTMT INCOME-UNREALIZD GAIN	(1,490)	1,490	0	0
<i>Total Use of Money and Property</i>			(1,392)	3,380	0	0
<i>Charges for Current Services</i>						
		461310 RECORDING FEES	21,005	22,278	15,000	15,000
<i>Total Charges for Current Services</i>			21,005	22,278	15,000	15,000
<i>Miscellaneous Revenues</i>						
		470320 MIS REV-CANCEL WRNTS AND CHECK	0	0	0	0
<i>Total Miscellaneous Revenues</i>			0	0	0	0
<b>Total 2050 Vital Records Modernization (SB 1535)</b>			<b>19,613</b>	<b>25,658</b>	<b>15,000</b>	<b>15,000</b>

# County of Marin

## Detail of Additional Financing Sources by Fund and Account Governmental Funds Fiscal Year 2023-24

Fund Name	Financing Source Category	Financing Source Account	2021-22 Actual	2022-23 Estimated	2023-24 Recommended	2023-24 Adopted by the Board of Supervisors
1	2	3	4	5	6	7
<b>2060 SSN Truncation Program</b>						
<i>Fines, Forfeitures, and Penalties</i>						
		431210 OTHER COURT FINES	0	0	0	0
		<i>Total Fines, Forfeitures, and Penalties</i>	0	0	0	0
<i>Use of Money and Property</i>						
		441115 INVESTMT INCOME-INT POOLED	56	625	0	0
		441135 INVESTMT INCOME-UNREALIZD GAIN	(698)	698	0	0
		<i>Total Use of Money and Property</i>	(642)	1,323	0	0
<i>Charges for Current Services</i>						
		461310 RECORDING FEES	0	0	0	0
		<i>Total Charges for Current Services</i>	0	0	0	0
<i>Other Financing Sources</i>						
		480210 TRANSFERS-IN	0	0	0	0
		<i>Total Other Financing Sources</i>	0	0	0	0
<b>Total 2060 SSN Truncation Program</b>			<b>(642)</b>	<b>1,323</b>	<b>0</b>	<b>0</b>
<b>2070 Planning In-Lieu Housing</b>						
<i>Licenses, Permits and Franchises</i>						
		421710 OTHER LICENSES AND PERMITS	503,601	445,863	511,000	511,000

# County of Marin

## Detail of Additional Financing Sources by Fund and Account Governmental Funds Fiscal Year 2023-24

Fund Name	Financing Source Category	Financing Source Account	2021-22 Actual	2022-23 Estimated	2023-24 Recommended	2023-24 Adopted by the Board of Supervisors
1	2	3	4	5	6	7
<i>Total Licenses, Permits and Franchises</i>			503,601	445,863	511,000	511,000
<i>Use of Money and Property</i>						
		441110 INVESTMT INCOME-INT	103,723	122,661	0	0
		441115 INVESTMT INCOME-INT POOLED	7,500	59,378	0	0
		441135 INVESTMT INCOME-UNREALIZD GAIN	(109,440)	109,440	0	0
		441215 RENTS AND CONCESSIONS-PROP	0	0	0	0
<i>Total Use of Money and Property</i>			1,783	291,479	0	0
<i>Charges for Current Services</i>						
		462610 CHRGS FOR CUR SVCS-OTHER	0	0	0	0
		462660 OTHER-CENTRAL SERVICES	0	0	0	0
<i>Total Charges for Current Services</i>			0	0	0	0
<i>Miscellaneous Revenues</i>						
		470310 MISC REVENUES	0	0	0	0
<i>Total Miscellaneous Revenues</i>			0	0	0	0
<i>Other Financing Sources</i>						
		480210 TRANSFERS-IN	300,000	12,504,481	250,000	250,000
<i>Total Other Financing Sources</i>			300,000	12,504,481	250,000	250,000
<b>Total 2070 Planning In-Lieu Housing</b>			<b>805,384</b>	<b>13,241,823</b>	<b>761,000</b>	<b>761,000</b>

# County of Marin

## Detail of Additional Financing Sources by Fund and Account Governmental Funds Fiscal Year 2023-24

Fund Name	Financing Source Category	Financing Source Account	2021-22 Actual	2022-23 Estimated	2023-24 Recommended	2023-24 Adopted by the Board of Supervisors
1	2	3	4	5	6	7

### 2080 Building Inspection

#### *Licenses, Permits and Franchises*

421220	BUS LICENSES-5% ADMIN FEE		27,817	18,008	30,000	30,000
421310	CONSTRUCTION PERMITS		6,012,892	5,059,145	5,069,000	5,069,000
421325	CONST PERM-CA BLDG STDS FEE		914	965	1,000	1,000
421410	ROAD PRIVILEGES AND PERMITS		0	0	0	0
421740	OTH LIC PER-ENFOR COST RECOV		1,777	334	0	0

<i>Total Licenses, Permits and Franchises</i>			6,043,400	5,078,452	5,100,000	5,100,000
---	--	--	-----------	-----------	-----------	-----------

#### *Fines, Forfeitures, and Penalties*

431210	OTHER COURT FINES		0	0	0	0
--------	-------------------	--	---	---	---	---

<i>Total Fines, Forfeitures, and Penalties</i>			0	0	0	0
--	--	--	---	---	---	---

#### *Use of Money and Property*

441115	INVESTMT INCOME-INT POOLED		2,168	60,248	0	0
441135	INVESTMT INCOME-UNREALIZD GAIN		(38,850)	38,850	0	0

<i>Total Use of Money and Property</i>			(36,682)	99,098	0	0
--	--	--	----------	--------	---	---

#### *Intergovernmental Revenues*

453110	OTH-GOVERNMENTAL AGENCIES		0	0	0	0
--------	---------------------------	--	---	---	---	---

<i>Total Intergovernmental Revenues</i>			0	0	0	0
---	--	--	---	---	---	---

#### *Charges for Current Services*

# County of Marin

## Detail of Additional Financing Sources by Fund and Account Governmental Funds Fiscal Year 2023-24

Fund Name	Financing Source Category	Financing Source Account	2021-22 Actual	2022-23 Estimated	2023-24 Recommended	2023-24 Adopted by the Board of Supervisors
1	2	3	4	5	6	7
		460720 PLAN AND ENG SVS-TECHNLGY FEE	315,125	268,307	303,035	303,035
		462660 OTHER-CENTRAL SERVICES	70	257	2,000	2,000
		463110 INTERFUND REVENUE	14,560	51,219	0	0
<i>Total Charges for Current Services</i>			329,755	319,783	305,035	305,035
<i>Miscellaneous Revenues</i>						
		470110 OTHER SALES	0	0	0	0
		470310 MISC REVENUES	0	0	0	0
		470320 MIS REV-CANCEL WRNTS AND CHECK	0	0	0	0
<i>Total Miscellaneous Revenues</i>			0	0	0	0
<i>Other Financing Sources</i>						
		480210 TRANSFERS-IN	0	0	0	0
<i>Total Other Financing Sources</i>			0	0	0	0
<b>Total 2080 Building Inspection</b>			<b>6,336,473</b>	<b>5,497,333</b>	<b>5,405,035</b>	<b>5,405,035</b>
<b>2090 Environmental Health Services</b>						
<i>Taxes</i>						
		411125 PROP TAX CUR SEC SPL BEN TAX	0	0	0	0
		460120 TAX COL FEES ADM (CTRA)	(1,748)	(1,744)	(1,800)	(1,800)
<i>Total Taxes</i>			(1,748)	(1,744)	(1,800)	(1,800)

# County of Marin

## Detail of Additional Financing Sources by Fund and Account Governmental Funds Fiscal Year 2023-24

Fund Name	Financing Source Category	Financing Source Account	2021-22 Actual	2022-23 Estimated	2023-24 Recommended	2023-24 Adopted by the Board of Supervisors
1	2	3	4	5	6	7
<i>Licenses, Permits and Franchises</i>						
	421210	BUSINESS LICENSES	1,683,133	1,676,655	1,934,760	1,934,760
	421320	CONST PERMITS - BLDG	40,514	37,260	52,922	52,922
	421330	CONSTRUCTION PERMITS - BLDG	431,411	437,091	478,667	478,667
	421710	OTHER LICENSES AND PERMITS	1,028,692	997,657	1,060,077	1,060,077
	421715	OTH LIC AND PERM-SEPTIC TNKS	618,704	586,616	561,001	561,001
	421720	OTH LIC AND PERM-PUMP TRUCKS	45,811	50,375	45,577	45,577
	421725	OTH LIC PERM-SMALL WTR WELLS	148,218	148,533	126,000	126,000
	421730	OTH LIC PER-SMALL PUB WTR SYS	10,911	11,907	33,949	33,949
	421740	OTH LIC PER-ENFOR COST RECOV	12,997	23,091	49,244	49,244
<i>Total Licenses, Permits and Franchises</i>			4,020,391	3,969,185	4,342,197	4,342,197
<i>Use of Money and Property</i>						
	441115	INVESTMT INCOME-INT POOLED	1,551	29,465	0	0
	441135	INVESTMT INCOME-UNREALIZD GAIN	(21,167)	21,167	0	0
<i>Total Use of Money and Property</i>			(19,616)	50,632	0	0
<i>Intergovernmental Revenues</i>						
	451970	STATE-OTHER	117,214	82,715	220,000	220,000
<i>Total Intergovernmental Revenues</i>			117,214	82,715	220,000	220,000
<i>Charges for Current Services</i>						

# County of Marin

## Detail of Additional Financing Sources by Fund and Account Governmental Funds Fiscal Year 2023-24

Fund Name	Financing Source Category	Financing Source Account	2021-22 Actual	2022-23 Estimated	2023-24 Recommended	2023-24 Adopted by the Board of Supervisors
1	2	3	4	5	6	7
		460720 PLAN AND ENG SVS-TECHNLGY FEE	57,525	58,478	65,540	65,540
		461515 SANITATION SVS-MEDICAL WASTE	167,983	168,663	174,000	174,000
		462610 CHRGS FOR CUR SVCS-OTHER	2,608	7,319	2,200	2,200
		462660 OTHER-CENTRAL SERVICES	24	496	1,000	1,000
		463110 INTERFUND REVENUE	60,251	83,172	74,762	74,762
		463445 INTERFUND REVENUE-SAL GRANT	0	0	0	0
<i>Total Charges for Current Services</i>			288,391	318,128	317,502	317,502
<i>Miscellaneous Revenues</i>						
		470310 MISC REVENUES	0	(50,000)	0	0
		470330 MIS REV-CONTRI AND DONATIONS	0	0	0	0
		470370 MISC REV-TATTOO REV	11,896	12,743	7,700	7,700
<i>Total Miscellaneous Revenues</i>			11,896	(37,257)	7,700	7,700
<i>Other Financing Sources</i>						
		480210 TRANSFERS-IN	0	0	0	0
<i>Total Other Financing Sources</i>			0	0	0	0
<b>Total 2090 Environmental Health Services</b>			<b>4,416,528</b>	<b>4,381,659</b>	<b>4,885,599</b>	<b>4,885,599</b>
<b>2100 HUD Fund</b>						
<i>Use of Money and Property</i>						
		441110 INVESTMT INCOME-INT	0	0	0	0

# County of Marin

## Detail of Additional Financing Sources by Fund and Account Governmental Funds Fiscal Year 2023-24

Fund Name	Financing Source Category	Financing Source Account	2021-22 Actual	2022-23 Estimated	2023-24 Recommended	2023-24 Adopted by the Board of Supervisors
1	2	3	4	5	6	7
		441115 INVESTMT INCOME-INT POOLED	0	0	0	0
		441135 INVESTMT INCOME-UNREALIZD GAIN	(752)	752	0	0
<i>Total Use of Money and Property</i>			(752)	752	0	0
<i>Intergovernmental Revenues</i>						
		452510 FEDERAL-IN-LIEU TAXES	0	0	0	0
		452515 FEDERAL-OTHER - HUD	0	0	0	0
<i>Total Intergovernmental Revenues</i>			0	0	0	0
<i>Other Financing Sources</i>						
		480210 TRANSFERS-IN	0	0	0	0
<i>Total Other Financing Sources</i>			0	0	0	0
<b>Total 2100 HUD Fund</b>			<b>(752)</b>	<b>752</b>	<b>0</b>	<b>0</b>
<b>2110 East Shore Wastewater Maintenance Fund</b>						
<i>Taxes</i>						
		411125 PROP TAX CUR SEC SPL BEN TAX	76,818	80,594	75,000	75,000
		460120 TAX COL FEES ADM (CTRA)	(300)	(300)	0	0
<i>Total Taxes</i>			76,518	80,294	75,000	75,000
<i>Use of Money and Property</i>						
		441115 INVESTMT INCOME-INT POOLED	97	2,011	0	0



# County of Marin

## Detail of Additional Financing Sources by Fund and Account Governmental Funds Fiscal Year 2023-24

Fund Name	Financing Source Category	Financing Source Account	2021-22 Actual	2022-23 Estimated	2023-24 Recommended	2023-24 Adopted by the Board of Supervisors
1	2	3	4	5	6	7
		441135 INVESTMT INCOME-UNREALIZD GAIN	(1,490)	1,490	0	0
<i>Total Use of Money and Property</i>			(1,393)	3,501	0	0
<i>Miscellaneous Revenues</i>						
		470310 MISC REVENUES	0	0	0	0
<i>Total Miscellaneous Revenues</i>			0	0	0	0
<b>Total 2110 East Shore Wastewater Maintenance Fund</b>			<b>75,125</b>	<b>83,795</b>	<b>75,000</b>	<b>75,000</b>
<b>2120 Child Support Services</b>						
<i>Use of Money and Property</i>						
		441115 INVESTMT INCOME-INT POOLED	460	8,819	3,000	3,000
		441135 INVESTMT INCOME-UNREALIZD GAIN	(5,601)	5,601	0	0
<i>Total Use of Money and Property</i>			(5,141)	14,420	3,000	3,000
<i>Intergovernmental Revenues</i>						
		452210 FEDERAL-PUB ASSIST PRG	0	0	13,000	13,000
		452610 FEDERAL-OTHER	3,383,440	3,288,247	3,299,482	3,299,482
<i>Total Intergovernmental Revenues</i>			3,383,440	3,288,247	3,312,482	3,312,482
<i>Charges for Current Services</i>						
		462610 CHRGS FOR CUR SVCS-OTHER	0	0	0	0
		463450 INTERFUND REVENUE-RENT	0	0	0	0

# County of Marin

## Detail of Additional Financing Sources by Fund and Account Governmental Funds Fiscal Year 2023-24

Fund Name	Financing Source Category	Financing Source Account	2021-22 Actual	2022-23 Estimated	2023-24 Recommended	2023-24 Adopted by the Board of Supervisors
1	2	3	4	5	6	7
<i>Total Charges for Current Services</i>			0	0	0	0
<i>Miscellaneous Revenues</i>						
	470310	MISC REVENUES	0	0	0	0
	470320	MIS REV-CANCEL WRNTS AND CHECK	0	0	802,683	802,683
<i>Total Miscellaneous Revenues</i>			0	0	802,683	802,683
<b>Total 2120 Child Support Services</b>			<b>3,378,299</b>	<b>3,302,667</b>	<b>4,118,165</b>	<b>4,118,165</b>
<b>2130 DOJ Equitable Sharing Program</b>						
<i>Use of Money and Property</i>						
	441115	INVESTMT INCOME-INT POOLED	2	37	0	0
	441135	INVESTMT INCOME-UNREALIZD GAIN	(29)	29	0	0
<i>Total Use of Money and Property</i>			(27)	66	0	0
<i>Intergovernmental Revenues</i>						
	452610	FEDERAL-OTHER	0	0	0	0
<i>Total Intergovernmental Revenues</i>			0	0	0	0
<b>Total 2130 DOJ Equitable Sharing Program</b>			<b>(27)</b>	<b>66</b>	<b>0</b>	<b>0</b>
<b>2140 High Tech Theft Apprehension &amp; Prosecution (Cnty)</b>						
<i>Use of Money and Property</i>						
	441115	INVESTMT INCOME-INT POOLED	203	3,042	0	0

# County of Marin

## Detail of Additional Financing Sources by Fund and Account Governmental Funds Fiscal Year 2023-24

Fund Name	Financing Source Category	Financing Source Account	2021-22 Actual	2022-23 Estimated	2023-24 Recommended	2023-24 Adopted by the Board of Supervisors
1	2	3	4	5	6	7
		441135 INVESTMT INCOME-UNREALIZD GAIN	(2,358)	2,358	0	0
<i>Total Use of Money and Property</i>			(2,155)	5,400	0	0
<i>Intergovernmental Revenues</i>						
		451970 STATE-OTHER	1,411,437	1,464,551	2,000,000	2,000,000
<i>Total Intergovernmental Revenues</i>			1,411,437	1,464,551	2,000,000	2,000,000
<i>Other Financing Sources</i>						
		480210 TRANSFERS-IN	0	0	0	0
<i>Total Other Financing Sources</i>			0	0	0	0
<b>Total 2140 High Tech Theft Apprehension &amp; Prosecution (Cnty)</b>			<b>1,409,282</b>	<b>1,469,951</b>	<b>2,000,000</b>	<b>2,000,000</b>
<b>2150 MCERA Employees</b>						
<i>Use of Money and Property</i>						
		441135 INVESTMT INCOME-UNREALIZD GAIN	(235)	235	0	0
<i>Total Use of Money and Property</i>			(235)	235	0	0
<i>Intergovernmental Revenues</i>						
		453110 OTH-GOVERNMENTAL AGENCIES	2,689,979	2,908,388	0	0
<i>Total Intergovernmental Revenues</i>			2,689,979	2,908,388	0	0
<i>Miscellaneous Revenues</i>						
		470310 MISC REVENUES	0	0	3,375,995	3,375,995

# County of Marin

## Detail of Additional Financing Sources by Fund and Account Governmental Funds Fiscal Year 2023-24

Fund Name	Financing Source Category	Financing Source Account	2021-22 Actual	2022-23 Estimated	2023-24 Recommended	2023-24 Adopted by the Board of Supervisors
1	2	3	4	5	6	7
<i>Total Miscellaneous Revenues</i>			0	0	3,375,995	3,375,995
<b>Total 2150 MCERA Employees</b>			<b>2,689,744</b>	<b>2,908,623</b>	<b>3,375,995</b>	<b>3,375,995</b>
<b>2160 Road</b>						
<i>Licenses, Permits and Franchises</i>						
		421610 FRANCHISES	0	957,048	0	0
<i>Total Licenses, Permits and Franchises</i>			0	957,048	0	0
<i>Use of Money and Property</i>						
		441115 INVESTMT INCOME-INT POOLED	3,481	44,572	2,500	2,500
		441135 INVESTMT INCOME-UNREALIZD GAIN	(50,577)	50,577	0	0
<i>Total Use of Money and Property</i>			(47,096)	95,149	2,500	2,500
<i>Intergovernmental Revenues</i>						
		451110 STATE-HWY USERS TAX STATE	2,427,319	2,694,142	3,076,704	3,076,704
		451120 STATE-BUS LIC TAX HIWAY CAR	1,091,047	1,198,892	1,359,438	1,359,438
		451130 STATE-HWY USER TXS-PROP 42 REP	1,657,916	1,769,476	2,199,565	2,199,565
		451970 STATE-OTHER	251,264	251,264	206,500	206,500
		452610 FEDERAL-OTHER	0	0	0	0
<i>Total Intergovernmental Revenues</i>			5,427,546	5,913,774	6,842,207	6,842,207
<i>Charges for Current Services</i>						

# County of Marin

## Detail of Additional Financing Sources by Fund and Account Governmental Funds Fiscal Year 2023-24

Fund Name	Financing Source Category	Financing Source Account	2021-22 Actual	2022-23 Estimated	2023-24 Recommended	2023-24 Adopted by the Board of Supervisors
1	2	3	4	5	6	7
		460740 PURCHASING FEES	0	0	0	0
		463110 INTERFUND REVENUE	0	0	0	0
		463415 INTER-FUND COST REC-DPW SAL	985,479	674,258	1,266,223	1,266,223
<i>Total Charges for Current Services</i>			985,479	674,258	1,266,223	1,266,223
<i>Miscellaneous Revenues</i>						
		470310 MISC REVENUES	0	34,673	0	0
		470320 MIS REV-CANCEL WRNTS AND CHECK	0	21,850	20,000	20,000
		470410 MISCELLANEOUS	12,693	27,819	25,000	25,000
<i>Total Miscellaneous Revenues</i>			12,693	84,342	45,000	45,000
<i>Other Financing Sources</i>						
		480210 TRANSFERS-IN	0	0	0	0
		480510 TRANSFERS IN - MOE	2,121,711	2,121,711	2,121,711	2,121,711
		480520 TRANSFERS IN-COUNTY WIDE INIT	1,435,839	1,285,939	1,285,939	1,285,939
		480540 TRANSFERS IN - DISCRETIONARY	750,000	750,000	750,000	750,000
<i>Total Other Financing Sources</i>			4,307,550	4,157,650	4,157,650	4,157,650
<b>Total 2160 Road</b>			<b>10,686,172</b>	<b>11,882,221</b>	<b>12,313,580</b>	<b>12,313,580</b>
<b>2170 Survey Monument Preservation</b>						
<i>Licenses, Permits and Franchises</i>						
		421710 OTHER LICENSES AND PERMITS	11,310	7,390	20,000	20,000

# County of Marin

## Detail of Additional Financing Sources by Fund and Account Governmental Funds Fiscal Year 2023-24

Fund Name	Financing Source Category	Financing Source Account	2021-22 Actual	2022-23 Estimated	2023-24 Recommended	2023-24 Adopted by the Board of Supervisors
1	2	3	4	5	6	7
<i>Total Licenses, Permits and Franchises</i>			11,310	7,390	20,000	20,000
<i>Use of Money and Property</i>						
	441115	INVESTMT INCOME-INT POOLED	91	1,790	0	0
	441135	INVESTMT INCOME-UNREALIZD GAIN	(1,376)	1,376	0	0
<i>Total Use of Money and Property</i>			(1,285)	3,166	0	0
<b>Total 2170 Survey Monument Preservation</b>			<b>10,025</b>	<b>10,556</b>	<b>20,000</b>	<b>20,000</b>
<b>2180 Tidelands Use Fees</b>						
<i>Use of Money and Property</i>						
	441115	INVESTMT INCOME-INT POOLED	139	2,886	0	0
	441135	INVESTMT INCOME-UNREALIZD GAIN	(2,042)	2,042	0	0
	441215	RENTS AND CONCESSIONS-PROP	47,120	34,977	20,000	20,000
	441245	LEASE REVENUE (GASB 87)	165,318	0	0	0
	441250	INTEREST INCOME (GASB 87)	2,180	0	0	0
	441255	RENT INCOME (GASB 87)	(150,480)	0	0	0
<i>Total Use of Money and Property</i>			62,235	39,905	20,000	20,000
<b>Total 2180 Tidelands Use Fees</b>			<b>62,235</b>	<b>39,905</b>	<b>20,000</b>	<b>20,000</b>
<b>2200 Roadway Impact Fees</b>						
<i>Licenses, Permits and Franchises</i>						
	421410	ROAD PRIVILEGES AND PERMITS	1,552,853	1,605,251	750,000	750,000

# County of Marin

## Detail of Additional Financing Sources by Fund and Account Governmental Funds Fiscal Year 2023-24

Fund Name	Financing Source Category	Financing Source Account	2021-22 Actual	2022-23 Estimated	2023-24 Recommended	2023-24 Adopted by the Board of Supervisors
1	2	3	4	5	6	7
<i>Total Licenses, Permits and Franchises</i>			1,552,853	1,605,251	750,000	750,000
<i>Use of Money and Property</i>						
	441115	INVESTMT INCOME-INT POOLED	1,216	40,976	0	0
	441135	INVESTMT INCOME-UNREALIZD GAIN	(22,197)	22,197	0	0
<i>Total Use of Money and Property</i>			(20,981)	63,173	0	0
<b>Total 2200 Roadway Impact Fees</b>			<b>1,531,872</b>	<b>1,668,424</b>	<b>750,000</b>	<b>750,000</b>
<b>2210 Traffic - Tamalpais Community Plan Area</b>						
<i>Use of Money and Property</i>						
	441115	INVESTMT INCOME-INT POOLED	146	2,718	0	0
	441135	INVESTMT INCOME-UNREALIZD GAIN	(2,148)	2,148	0	0
<i>Total Use of Money and Property</i>			(2,002)	4,866	0	0
<i>Charges for Current Services</i>						
	462610	CHRGs FOR CUR SVCS-OTHER	3,149	1,849	0	0
<i>Total Charges for Current Services</i>			3,149	1,849	0	0
<b>Total 2210 Traffic - Tamalpais Community Plan Area</b>			<b>1,147</b>	<b>6,715</b>	<b>0</b>	<b>0</b>
<b>2220 Traffic - Strawberry Interchange Plan</b>						
<i>Use of Money and Property</i>						
	441115	INVESTMT INCOME-INT POOLED	318	5,921	0	0

# County of Marin

## Detail of Additional Financing Sources by Fund and Account Governmental Funds Fiscal Year 2023-24

Fund Name	Financing Source Category	Financing Source Account	2021-22 Actual	2022-23 Estimated	2023-24 Recommended	2023-24 Adopted by the Board of Supervisors
1	2	3	4	5	6	7
		441135 INVESTMT INCOME-UNREALIZD GAIN	(4,649)	4,649	0	0
<i>Total Use of Money and Property</i>			(4,331)	10,570	0	0
<i>Charges for Current Services</i>						
		462610 CHRGS FOR CUR SVCS-OTHER	370	12,876	0	0
<i>Total Charges for Current Services</i>			370	12,876	0	0
<i>Miscellaneous Revenues</i>						
		470310 MISC REVENUES	0	0	0	0
<i>Total Miscellaneous Revenues</i>			0	0	0	0
<b>Total 2220 Traffic - Strawberry Interchange Plan</b>			<b>(3,961)</b>	<b>23,446</b>	<b>0</b>	<b>0</b>
<b>2230 Traffic - West Sir Francis Drake</b>						
<i>Use of Money and Property</i>						
		441115 INVESTMT INCOME-INT POOLED	106	1,983	0	0
		441135 INVESTMT INCOME-UNREALIZD GAIN	(1,554)	1,554	0	0
<i>Total Use of Money and Property</i>			(1,448)	3,537	0	0
<i>Charges for Current Services</i>						
		462610 CHRGS FOR CUR SVCS-OTHER	0	7,550	0	0
<i>Total Charges for Current Services</i>			0	7,550	0	0
<b>Total 2230 Traffic - West Sir Francis Drake</b>			<b>(1,448)</b>	<b>11,087</b>	<b>0</b>	<b>0</b>



# County of Marin

## Detail of Additional Financing Sources by Fund and Account Governmental Funds Fiscal Year 2023-24

Fund Name	Financing Source Category	Financing Source Account	2021-22 Actual	2022-23 Estimated	2023-24 Recommended	2023-24 Adopted by the Board of Supervisors
1	2	3	4	5	6	7

**2240 Traffic - Atherton Avenue Interchange**

*Use of Money and Property*

		441115 INVESTMT INCOME-INT POOLED	286	5,269	0	0
--	--	-----------------------------------	-----	-------	---	---

		441135 INVESTMT INCOME-UNREALIZD GAIN	(4,182)	4,182	0	0
--	--	---------------------------------------	---------	-------	---	---

		<i>Total Use of Money and Property</i>	(3,896)	9,451	0	0
--	--	--	---------	-------	---	---

*Charges for Current Services*

		462610 CHRGS FOR CUR SVCS-OTHER	353	0	0	0
--	--	---------------------------------	-----	---	---	---

		<i>Total Charges for Current Services</i>	353	0	0	0
--	--	---	-----	---	---	---

*Miscellaneous Revenues*

		470310 MISC REVENUES	0	0	0	0
--	--	----------------------	---	---	---	---

		<i>Total Miscellaneous Revenues</i>	0	0	0	0
--	--	-------------------------------------	---	---	---	---

		<b>Total 2240 Traffic - Atherton Avenue Interchange</b>	<b>(3,543)</b>	<b>9,451</b>	<b>0</b>	<b>0</b>
--	--	---	----------------	--------------	----------	----------

**2250 Zero Waste Public Outreach**

*Licenses, Permits and Franchises*

		421610 FRANCHISES	38,351	158,351	20,000	20,000
--	--	-------------------	--------	---------	--------	--------

		<i>Total Licenses, Permits and Franchises</i>	38,351	158,351	20,000	20,000
--	--	---	--------	---------	--------	--------

*Use of Money and Property*

		441115 INVESTMT INCOME-INT POOLED	490	9,529	0	0
--	--	-----------------------------------	-----	-------	---	---

		441135 INVESTMT INCOME-UNREALIZD GAIN	(7,334)	7,334	0	0
--	--	---------------------------------------	---------	-------	---	---

# County of Marin

## Detail of Additional Financing Sources by Fund and Account Governmental Funds Fiscal Year 2023-24

Fund Name	Financing Source Category	Financing Source Account	2021-22 Actual	2022-23 Estimated	2023-24 Recommended	2023-24 Adopted by the Board of Supervisors
1	2	3	4	5	6	7
<i>Total Use of Money and Property</i>			(6,844)	16,863	0	0
<b>Total 2250 Zero Waste Public Outreach</b>			<b>31,507</b>	<b>175,214</b>	<b>20,000</b>	<b>20,000</b>
<b>2260 Non-Motorized Transportation Plan (NTPP)</b>						
<i>Use of Money and Property</i>						
		441115 INVESTMT INCOME-INT POOLED	75	1,387	0	0
		441135 INVESTMT INCOME-UNREALIZD GAIN	(1,101)	1,101	0	0
<i>Total Use of Money and Property</i>			(1,026)	2,488	0	0
<i>Intergovernmental Revenues</i>						
		452610 FEDERAL-OTHER	0	0	0	0
<i>Total Intergovernmental Revenues</i>			0	0	0	0
<b>Total 2260 Non-Motorized Transportation Plan (NTPP)</b>			<b>(1,026)</b>	<b>2,488</b>	<b>0</b>	<b>0</b>
<b>2270 Off-Highway Motor Vehicle Trails (VC 42204)</b>						
<i>Use of Money and Property</i>						
		441115 INVESTMT INCOME-INT POOLED	29	596	0	0
		441135 INVESTMT INCOME-UNREALIZD GAIN	(441)	441	0	0
<i>Total Use of Money and Property</i>			(412)	1,037	0	0
<b>Total 2270 Off-Highway Motor Vehicle Trails (VC 42204)</b>			<b>(412)</b>	<b>1,037</b>	<b>0</b>	<b>0</b>

# County of Marin

## Detail of Additional Financing Sources by Fund and Account Governmental Funds Fiscal Year 2023-24

Fund Name	Financing Source Category	Financing Source Account	2021-22 Actual	2022-23 Estimated	2023-24 Recommended	2023-24 Adopted by the Board of Supervisors
1	2	3	4	5	6	7
<b>2280 Hospital Preparedness Program (HPP)</b>						
<i>Use of Money and Property</i>						
		441115 INVESTMT INCOME-INT POOLED	39	377	0	0
		441135 INVESTMT INCOME-UNREALIZD GAIN	(14)	14	0	0
<i>Total Use of Money and Property</i>			25	391	0	0
<i>Intergovernmental Revenues</i>						
		451970 STATE-OTHER	67,037	29,179	129,640	129,640
		452610 FEDERAL-OTHER	471,114	398,334	384,808	384,808
<i>Total Intergovernmental Revenues</i>			538,151	427,513	514,448	514,448
<b>Total 2280 Hospital Preparedness Program (HPP)</b>			<b>538,176</b>	<b>427,904</b>	<b>514,448</b>	<b>514,448</b>
<b>2290 California Tobacco Control Program (CTCP)</b>						
<i>Licenses, Permits and Franchises</i>						
		421210 BUSINESS LICENSES	0	0	0	0
<i>Total Licenses, Permits and Franchises</i>			0	0	0	0
<i>Use of Money and Property</i>						
		441115 INVESTMT INCOME-INT POOLED	219	5,636	0	0
		441135 INVESTMT INCOME-UNREALIZD GAIN	(3,211)	3,211	0	0
<i>Total Use of Money and Property</i>			(2,992)	8,847	0	0
<i>Intergovernmental Revenues</i>						

# County of Marin

## Detail of Additional Financing Sources by Fund and Account Governmental Funds Fiscal Year 2023-24

Fund Name	Financing Source Category	Financing Source Account	2021-22 Actual	2022-23 Estimated	2023-24 Recommended	2023-24 Adopted by the Board of Supervisors
1	2	3	4	5	6	7
		451810 STATE - HEALTH	255,419	199,995	291,264	291,264
		451970 STATE-OTHER	75,000	150,000	150,000	150,000
		451971 STATE-MISC CONTRIBUTION	181,851	123,209	159,688	159,688
<i>Total Intergovernmental Revenues</i>			512,270	473,204	600,952	600,952
<b>Total 2290 California Tobacco Control Program (CTCP)</b>			<b>509,278</b>	<b>482,051</b>	<b>600,952</b>	<b>600,952</b>
<b>2300 Domestic Violence (W&amp;I 18305)</b>						
<i>Licenses, Permits and Franchises</i>						
		421710 OTHER LICENSES AND PERMITS	35,574	39,554	66,000	66,000
<i>Total Licenses, Permits and Franchises</i>			35,574	39,554	66,000	66,000
<i>Use of Money and Property</i>						
		441115 INVESTMT INCOME-INT POOLED	22	438	0	0
		441135 INVESTMT INCOME-UNREALIZD GAIN	(474)	474	0	0
<i>Total Use of Money and Property</i>			(452)	912	0	0
<b>Total 2300 Domestic Violence (W&amp;I 18305)</b>			<b>35,122</b>	<b>40,466</b>	<b>66,000</b>	<b>66,000</b>
<b>2310 Children's Trust (AB 2994)</b>						
<i>Use of Money and Property</i>						
		441115 INVESTMT INCOME-INT POOLED	109	2,921	0	0
		441135 INVESTMT INCOME-UNREALIZD GAIN	(2,311)	2,311	0	0

# County of Marin

## Detail of Additional Financing Sources by Fund and Account Governmental Funds Fiscal Year 2023-24

Fund Name	Financing Source Category	Financing Source Account	2021-22 Actual	2022-23 Estimated	2023-24 Recommended	2023-24 Adopted by the Board of Supervisors
1	2	3	4	5	6	7
<i>Total Use of Money and Property</i>			(2,202)	5,232	0	0
<i>Intergovernmental Revenues</i>						
	451970	STATE-OTHER	123,122	26,232	23,400	23,400
<i>Total Intergovernmental Revenues</i>			123,122	26,232	23,400	23,400
<i>Charges for Current Services</i>						
	461310	RECORDING FEES	20,988	20,156	0	0
<i>Total Charges for Current Services</i>			20,988	20,156	0	0
<i>Miscellaneous Revenues</i>						
	470320	MIS REV-CANCEL WRNTS AND CHECK	0	0	0	0
<i>Total Miscellaneous Revenues</i>			0	0	0	0
<b>Total 2310 Children's Trust (AB 2994)</b>			<b>141,908</b>	<b>51,620</b>	<b>23,400</b>	<b>23,400</b>
<b>2320 Social Services Realignment</b>						
<i>Use of Money and Property</i>						
	441135	INVESTMT INCOME-UNREALIZD GAIN	(30,026)	30,026	0	0
<i>Total Use of Money and Property</i>			(30,026)	30,026	0	0
<i>Intergovernmental Revenues</i>						
	451310	STATE-PUBLIC ASSIST PRG	3,243,231	3,799,714	340,552	340,552
	451810	STATE - HEALTH	12,303,035	10,564,169	14,891,385	14,891,385

# County of Marin

## Detail of Additional Financing Sources by Fund and Account Governmental Funds Fiscal Year 2023-24

Fund Name	Financing Source Category	Financing Source Account	2021-22 Actual	2022-23 Estimated	2023-24 Recommended	2023-24 Adopted by the Board of Supervisors
1	2	3	4	5	6	7
	451950	STATE-OTH-REALGMENT VLF	1,110,775	1,143,746	1,327,547	1,327,547
	451995	STATE BACKFILL	0	0	0	0
<i>Total Intergovernmental Revenues</i>			16,657,041	15,507,629	16,559,484	16,559,484
<b>Total 2320 Social Services Realignment</b>			<b>16,627,015</b>	<b>15,537,655</b>	<b>16,559,484</b>	<b>16,559,484</b>
<b>2330 Health Services Realignment</b>						
<i>Intergovernmental Revenues</i>						
	451810	STATE - HEALTH	1,607,155	2,928,719	1,177,593	1,177,593
	451950	STATE-OTH-REALGMENT VLF	11,018,762	12,707,205	11,761,328	11,761,328
	451995	STATE BACKFILL	0	0	0	0
<i>Total Intergovernmental Revenues</i>			12,625,917	15,635,924	12,938,921	12,938,921
<b>Total 2330 Health Services Realignment</b>			<b>12,625,917</b>	<b>15,635,924</b>	<b>12,938,921</b>	<b>12,938,921</b>
<b>2340 Health Program</b>						
<i>Use of Money and Property</i>						
	441115	INVESTMT INCOME-INT POOLED	1,303	32,220	0	0
	441135	INVESTMT INCOME-UNREALIZD GAIN	(17,228)	17,228	0	0
<i>Total Use of Money and Property</i>			(15,925)	49,448	0	0
<i>Intergovernmental Revenues</i>						
	451410	STATE-HEALTH ADMIN	0	0	0	0
	452310	FEDERAL-HEALTH ADMINISTRATION	1,050,126	1,182,638	725,998	725,998

# County of Marin

## Detail of Additional Financing Sources by Fund and Account Governmental Funds Fiscal Year 2023-24

Fund Name	Financing Source Category	Financing Source Account	2021-22 Actual	2022-23 Estimated	2023-24 Recommended	2023-24 Adopted by the Board of Supervisors
1	2	3	4	5	6	7
		452610 FEDERAL-OTHER	104,120	111,363	246,789	246,789
<i>Total Intergovernmental Revenues</i>			1,154,246	1,294,001	972,787	972,787
<i>Miscellaneous Revenues</i>						
		470330 MIS REV-CONTRI AND DONATIONS	0	0	0	0
<i>Total Miscellaneous Revenues</i>			0	0	0	0
<b>Total 2340 Health Program</b>			<b>1,138,321</b>	<b>1,343,449</b>	<b>972,787</b>	<b>972,787</b>
<b>2350 Emergency Medical Services (GC 76104)</b>						
<i>Fines, Forfeitures, and Penalties</i>						
		431230 OTH CRT FINES-MADDY FUNDS	500,088	418,152	765,255	765,255
<i>Total Fines, Forfeitures, and Penalties</i>			500,088	418,152	765,255	765,255
<i>Use of Money and Property</i>						
		441115 INVESTMT INCOME-INT POOLED	344	5,629	0	0
		441135 INVESTMT INCOME-UNREALIZD GAIN	(5,185)	5,185	0	0
<i>Total Use of Money and Property</i>			(4,841)	10,814	0	0
<b>Total 2350 Emergency Medical Services (GC 76104)</b>			<b>495,247</b>	<b>428,966</b>	<b>765,255</b>	<b>765,255</b>
<b>2360 Mental Health Realignment</b>						
<i>Intergovernmental Revenues</i>						
		451810 STATE - HEALTH	12,856,526	15,132,467	392,018	392,018

# County of Marin

## Detail of Additional Financing Sources by Fund and Account Governmental Funds Fiscal Year 2023-24

Fund Name	Financing Source Category	Financing Source Account	2021-22 Actual	2022-23 Estimated	2023-24 Recommended	2023-24 Adopted by the Board of Supervisors
1	2	3	4	5	6	7
		451950 STATE-OTH-REALGMENT VLF	1,200,852	1,208,100	11,843,577	11,843,577
		451995 STATE BACKFILL	0	0	335	335
<i>Total Intergovernmental Revenues</i>			14,057,378	16,340,567	12,235,930	12,235,930
<b>Total 2360 Mental Health Realignment</b>			<b>14,057,378</b>	<b>16,340,567</b>	<b>12,235,930</b>	<b>12,235,930</b>
<b>2370 Mental Health Program</b>						
<i>Use of Money and Property</i>						
		441115 INVESTMT INCOME-INT POOLED	4,448	83,657	0	0
		441135 INVESTMT INCOME-UNREALIZD GAIN	(64,985)	64,985	0	0
<i>Total Use of Money and Property</i>			(60,537)	148,642	0	0
<i>Intergovernmental Revenues</i>						
		451610 STATE - MENTAL HEALTH	0	0	200,000	200,000
		452210 FEDERAL-PUB ASSIST PRG	0	0	0	0
		452214 FEDERAL-MEDI-CAL	0	520,112	0	0
<i>Total Intergovernmental Revenues</i>			0	520,112	200,000	200,000
<b>Total 2370 Mental Health Program</b>			<b>(60,537)</b>	<b>668,754</b>	<b>200,000</b>	<b>200,000</b>
<b>2380 Mental Health Services Act (Prop 63)</b>						
<i>Use of Money and Property</i>						
		441110 INVESTMT INCOME-INT	0	0	0	0
		441115 INVESTMT INCOME-INT POOLED	18,304	278,516	0	0



# County of Marin

## Detail of Additional Financing Sources by Fund and Account Governmental Funds Fiscal Year 2023-24

Fund Name	Financing Source Category	Financing Source Account	2021-22 Actual	2022-23 Estimated	2023-24 Recommended	2023-24 Adopted by the Board of Supervisors
1	2	3	4	5	6	7
		441135 INVESTMT INCOME-UNREALIZD GAIN	(247,500)	247,500	0	0
<i>Total Use of Money and Property</i>			(229,196)	526,016	0	0
<i>Intergovernmental Revenues</i>						
		451610 STATE - MENTAL HEALTH	18,928,298	12,477,699	25,445,071	25,445,071
		451970 STATE-OTHER	8,870	8,371	0	0
		452214 FEDERAL-MEDI-CAL	1,679,642	3,346,063	3,078,181	3,078,181
		452613 FEDERAL-PARTNERSHIP HEALTH	122,792	199,071	0	0
<i>Total Intergovernmental Revenues</i>			20,739,602	16,031,204	28,523,252	28,523,252
<i>Charges for Current Services</i>						
		461420 HEALTH FEES-MEDICARE REVENUE	17,864	27,521	13,318	13,318
		461435 HEALTH FEES-PATIENT FEES	0	53	0	0
		461455 MENTAL HEALTH SVS-INS	6,684	9,295	0	0
<i>Total Charges for Current Services</i>			24,548	36,869	13,318	13,318
<i>Miscellaneous Revenues</i>						
		470310 MISC REVENUES	3,018	0	0	0
<i>Total Miscellaneous Revenues</i>			3,018	0	0	0
<i>Other Financing Sources</i>						
		480210 TRANSFERS-IN	0	0	0	0

# County of Marin

## Detail of Additional Financing Sources by Fund and Account Governmental Funds Fiscal Year 2023-24

Fund Name	Financing Source Category	Financing Source Account	2021-22 Actual	2022-23 Estimated	2023-24 Recommended	2023-24 Adopted by the Board of Supervisors
1	2	3	4	5	6	7
<i>Total Other Financing Sources</i>			0	0	0	0
<b>Total 2380 Mental Health Services Act (Prop 63)</b>			<b>20,537,972</b>	<b>16,594,089</b>	<b>28,536,570</b>	<b>28,536,570</b>
<b>2390 Substance Abuse Prevention and Treatment (SAPT)</b>						
<i>Use of Money and Property</i>						
		441115 INVESTMT INCOME-INT POOLED	0	0	0	0
		441135 INVESTMT INCOME-UNREALIZD GAIN	0	0	0	0
<i>Total Use of Money and Property</i>			0	0	0	0
<i>Intergovernmental Revenues</i>						
		452210 FEDERAL-PUB ASSIST PRG	0	0	0	0
<i>Total Intergovernmental Revenues</i>			0	0	0	0
<b>Total 2390 Substance Abuse Prevention and Treatment (SAPT)</b>			<b>0</b>	<b>0</b>	<b>0</b>	<b>0</b>
<b>2400 Project Independence</b>						
<i>Use of Money and Property</i>						
		441115 INVESTMT INCOME-INT POOLED	1	11	0	0
		441135 INVESTMT INCOME-UNREALIZD GAIN	(9)	9	0	0
<i>Total Use of Money and Property</i>			(8)	20	0	0
<i>Intergovernmental Revenues</i>						
		452610 FEDERAL-OTHER	0	0	0	0

# County of Marin

## Detail of Additional Financing Sources by Fund and Account Governmental Funds Fiscal Year 2023-24

Fund Name	Financing Source Category	Financing Source Account	2021-22 Actual	2022-23 Estimated	2023-24 Recommended	2023-24 Adopted by the Board of Supervisors
1	2	3	4	5	6	7
<i>Total Intergovernmental Revenues</i>			0	0	0	0
<i>Miscellaneous Revenues</i>						
		470320 MIS REV-CANCEL WRNTS AND CHECK	0	0	0	0
<i>Total Miscellaneous Revenues</i>			0	0	0	0
<i>Other Financing Sources</i>						
		480210 TRANSFERS-IN	0	0	0	0
<i>Total Other Financing Sources</i>			0	0	0	0
<b>Total 2400 Project Independence</b>			<b>(8)</b>	<b>20</b>	<b>0</b>	<b>0</b>
<b>2410 Realignment - CalWORKS MOE</b>						
<i>Use of Money and Property</i>						
		441115 INVESTMT INCOME-INT POOLED	1	87	0	0
		441135 INVESTMT INCOME-UNREALIZD GAIN	(10)	10	0	0
<i>Total Use of Money and Property</i>			<i>(9)</i>	<i>97</i>	<i>0</i>	<i>0</i>
<i>Intergovernmental Revenues</i>						
		451310 STATE-PUBLIC ASSIST PRG	2,476,734	2,779,285	2,539,195	2,539,195
		451810 STATE - HEALTH	0	0	0	0
		451950 STATE-OTH-REALGMENT VLF	0	0	0	0
		452210 FEDERAL-PUB ASSIST PRG	0	0	0	0

# County of Marin

## Detail of Additional Financing Sources by Fund and Account Governmental Funds Fiscal Year 2023-24

Fund Name	Financing Source Category	Financing Source Account	2021-22 Actual	2022-23 Estimated	2023-24 Recommended	2023-24 Adopted by the Board of Supervisors
1	2	3	4	5	6	7
<i>Total Intergovernmental Revenues</i>			2,476,734	2,779,285	2,539,195	2,539,195
<b>Total 2410 Realignment - CalWORKS MOE</b>			<b>2,476,725</b>	<b>2,779,382</b>	<b>2,539,195</b>	<b>2,539,195</b>
<b>2420 DHCS Intergovernmental Transfer Agreement</b>						
<i>Use of Money and Property</i>						
		441115 INVESTMT INCOME-INT POOLED	654	11,706	0	0
		441135 INVESTMT INCOME-UNREALIZD GAIN	(9,555)	9,555	0	0
<i>Total Use of Money and Property</i>			(8,901)	21,261	0	0
<i>Intergovernmental Revenues</i>						
		452210 FEDERAL-PUB ASSIST PRG	0	0	0	0
		452610 FEDERAL-OTHER	0	0	0	0
		452613 FEDERAL-PARTNERSHIP HEALTH	0	0	0	0
<i>Total Intergovernmental Revenues</i>			0	0	0	0
<b>Total 2420 DHCS Intergovernmental Transfer Agreement</b>			<b>(8,901)</b>	<b>21,261</b>	<b>0</b>	<b>0</b>
<b>2430 Vital Statistics (SB 1535)</b>						
<i>Use of Money and Property</i>						
		441115 INVESTMT INCOME-INT POOLED	328	6,735	0	0
		441135 INVESTMT INCOME-UNREALIZD GAIN	(4,949)	4,949	0	0
<i>Total Use of Money and Property</i>			(4,621)	11,684	0	0

# County of Marin

## Detail of Additional Financing Sources by Fund and Account Governmental Funds Fiscal Year 2023-24

Fund Name	Financing Source Category	Financing Source Account	2021-22 Actual	2022-23 Estimated	2023-24 Recommended	2023-24 Adopted by the Board of Supervisors
1	2	3	4	5	6	7
<i>Charges for Current Services</i>						
	461310	RECORDING FEES	52,311	59,220	8,500	8,500
<i>Total Charges for Current Services</i>			52,311	59,220	8,500	8,500
<b>Total 2430 Vital Statistics (SB 1535)</b>			<b>47,690</b>	<b>70,904</b>	<b>8,500</b>	<b>8,500</b>
<b>2440 Andrea Fox Fund</b>						
<i>Use of Money and Property</i>						
	441115	INVESTMT INCOME-INT POOLED	13	244	0	0
	441135	INVESTMT INCOME-UNREALIZD GAIN	(193)	193	0	0
<i>Total Use of Money and Property</i>			(180)	437	0	0
<b>Total 2440 Andrea Fox Fund</b>			<b>(180)</b>	<b>437</b>	<b>0</b>	<b>0</b>
<b>2450 Child Car Seat Program</b>						
<i>Fines, Forfeitures, and Penalties</i>						
	431110	VEHICLE CODE FINE	1,265	1,013	0	0
<i>Total Fines, Forfeitures, and Penalties</i>			1,265	1,013	0	0
<i>Use of Money and Property</i>						
	441115	INVESTMT INCOME-INT POOLED	8	160	0	0
	441135	INVESTMT INCOME-UNREALIZD GAIN	(122)	122	0	0
<i>Total Use of Money and Property</i>			(114)	282	0	0

# County of Marin

## Detail of Additional Financing Sources by Fund and Account Governmental Funds Fiscal Year 2023-24

Fund Name	Financing Source Category	Financing Source Account	2021-22 Actual	2022-23 Estimated	2023-24 Recommended	2023-24 Adopted by the Board of Supervisors
1	2	3	4	5	6	7
<b>Total 2450 Child Car Seat Program</b>			<b>1,151</b>	<b>1,295</b>	<b>0</b>	<b>0</b>
<b>2460 POST - Death Certificates</b>						
<i>Use of Money and Property</i>						
	441115	INVESTMT INCOME-INT POOLED	24	474	0	0
	441135	INVESTMT INCOME-UNREALIZD GAIN	(357)	357	0	0
<i>Total Use of Money and Property</i>			(333)	831	0	0
<i>Charges for Current Services</i>						
	461310	RECORDING FEES	2,781	2,928	0	0
<i>Total Charges for Current Services</i>			2,781	2,928	0	0
<b>Total 2460 POST - Death Certificates</b>			<b>2,448</b>	<b>3,759</b>	<b>0</b>	<b>0</b>
<b>2470 Marin County Library</b>						
<i>Taxes</i>						
	411030	PROP TAX-CURR UNSEC	189,756	198,255	200,000	200,000
	411110	PROP TAX-CUR SECURED	10,337,055	11,010,435	11,145,000	11,145,000
	411115	PROP TAX-CURR SEC-UNI	77,669	89,075	60,000	60,000
	411125	PROP TAX CUR SEC SPL BEN TAX	1,786,406	1,788,583	1,790,000	1,790,000
	411135	PROP TAX- PRIOR UNSEC	10,843	10,997	11,000	11,000
	411210	SUPP PROP TAX-CURR	357,090	400,689	217,600	217,600
	411215	SUPP PROP TAX-CURR-UNSEC	7,793	13,124	13,125	13,125

# County of Marin

## Detail of Additional Financing Sources by Fund and Account Governmental Funds Fiscal Year 2023-24

Fund Name	Financing Source Category	Financing Source Account	2021-22 Actual	2022-23 Estimated	2023-24 Recommended	2023-24 Adopted by the Board of Supervisors
1	2	3	4	5	6	7
		411310 SUPP PROP TAX-PRIOR-REDEM	5,870	9,851	7,570	7,570
		411410 RESIDUAL PROP TAX-RPTTF (ABX1)	180,435	228,404	120,000	120,000
		411510 PASTHRU PRTAX HMILTNDATA I	53,458	57,384	40,000	40,000
		411515 PSTHRU PROP TX-NOV DNTWN RDA	33,752	38,847	25,000	25,000
		411520 PSTHRU PROP TX-NO HAMILTON RDA	51,917	94,214	40,000	40,000
		411540 PASS THRU PROP TX NV VNOK RDA	0	0	0	0
		411810 OTH TAX-CURR ERAF REV	360,876	265,940	125,000	125,000
		411820 OTH TAX-EXCES ERAF	2,653,639	2,403,052	2,000,000	2,000,000
		460120 TAX COL FEES ADM (CTRA)	(62,529)	(62,552)	(50,000)	(50,000)
		460150 SB2557 ADMIN FEE (CONTRA)	(132,365)	(141,943)	(75,000)	(75,000)
<b>Total Taxes</b>			<b>15,911,665</b>	<b>16,404,355</b>	<b>15,669,295</b>	<b>15,669,295</b>
<b>Use of Money and Property</b>						
		441115 INVESTMT INCOME-INT POOLED	5,581	124,561	50,000	50,000
		441120 INVESTMT INCOME-ERAF INT	760	115	1,000	1,000
		441135 INVESTMT INCOME-UNREALIZED GAIN	(108,977)	108,977	0	0
<b>Total Use of Money and Property</b>			<b>(102,636)</b>	<b>233,653</b>	<b>51,000</b>	<b>51,000</b>
<b>Intergovernmental Revenues</b>						
		451150 STATE-INLIEU TX-CALTRN	652	604	600	600
		451910 STATE-HOMEOWNERS PROP TAX RLF	41,797	41,451	43,000	43,000

# County of Marin

## Detail of Additional Financing Sources by Fund and Account Governmental Funds Fiscal Year 2023-24

Fund Name	Financing Source Category	Financing Source Account	2021-22 Actual	2022-23 Estimated	2023-24 Recommended	2023-24 Adopted by the Board of Supervisors
1	2	3	4	5	6	7
		451970 STATE-OTHER	0	0	0	0
		452510 FEDERAL-IN-LIEU TAXES	7	7	0	0
<i>Total Intergovernmental Revenues</i>			42,456	42,062	43,600	43,600
<i>Charges for Current Services</i>						
		461810 LIBRARY SERVICES	5,989	31,400	5,300	5,300
		462610 CHRGS FOR CUR SVCS-OTHER	62,381	109,074	65,000	65,000
		462650 OTHER-MICROGRAPHIC	3,571	3,637	2,000	2,000
		462690 OTHER - CONTRACT REV	618,759	580,142	550,000	550,000
<i>Total Charges for Current Services</i>			690,700	724,253	622,300	622,300
<i>Miscellaneous Revenues</i>						
		470310 MISC REVENUES	8,520	10,486	10,000	10,000
		470320 MIS REV-CANCEL WRNTS AND CHECK	0	0	0	0
		470330 MIS REV-CONTRI AND DONATIONS	82,589	47,228	25,100	25,100
<i>Total Miscellaneous Revenues</i>			91,109	57,714	35,100	35,100
<i>Other Financing Sources</i>						
		480210 TRANSFERS-IN	2,341,102	2,751,000	2,390,660	2,390,660
<i>Total Other Financing Sources</i>			2,341,102	2,751,000	2,390,660	2,390,660
<b>Total 2470 Marin County Library</b>			<b>18,974,396</b>	<b>20,213,037</b>	<b>18,811,955</b>	<b>18,811,955</b>



# County of Marin

## Detail of Additional Financing Sources by Fund and Account Governmental Funds Fiscal Year 2023-24

Fund Name	Financing Source Category	Financing Source Account	2021-22 Actual	2022-23 Estimated	2023-24 Recommended	2023-24 Adopted by the Board of Supervisors
1	2	3	4	5	6	7

**2480 Marin County Free Library Measure A**

*Taxes*

	411125 PROP TAX CUR SEC SPL BEN TAX	2,718,156	2,791,066	2,845,000	2,845,000
	460120 TAX COL FEES ADM (CTRA)	(43,740)	(43,670)	0	0

	<i>Total Taxes</i>	2,674,416	2,747,396	2,845,000	2,845,000
--	--------------------	-----------	-----------	-----------	-----------

*Use of Money and Property*

	441115 INVESTMT INCOME-INT POOLED	1,046	28,807	0	0
	441135 INVESTMT INCOME-UNREALIZD GAIN	(6,808)	6,808	0	0

	<i>Total Use of Money and Property</i>	(5,762)	35,615	0	0
--	--	---------	--------	---	---

*Other Financing Sources*

	480210 TRANSFERS-IN	0	114,000	0	0
--	---------------------	---	---------	---	---

	<i>Total Other Financing Sources</i>	0	114,000	0	0
--	--------------------------------------	---	---------	---	---

	<b>Total 2480 Marin County Free Library Measure A</b>	<b>2,668,654</b>	<b>2,897,011</b>	<b>2,845,000</b>	<b>2,845,000</b>
--	---	------------------	------------------	------------------	------------------

**2490 Marin County Library Trust**

*Use of Money and Property*

	441115 INVESTMT INCOME-INT POOLED	356	4,645	0	0
	441135 INVESTMT INCOME-UNREALIZD GAIN	(6,451)	6,451	0	0

	<i>Total Use of Money and Property</i>	(6,095)	11,096	0	0
--	--	---------	--------	---	---

*Miscellaneous Revenues*

# County of Marin

## Detail of Additional Financing Sources by Fund and Account Governmental Funds Fiscal Year 2023-24

Fund Name	Financing Source Category	Financing Source Account	2021-22 Actual	2022-23 Estimated	2023-24 Recommended	2023-24 Adopted by the Board of Supervisors
1	2	3	4	5	6	7
		470330 MIS REV-CONTRI AND DONATIONS	0	31,745	0	0
		<i>Total Miscellaneous Revenues</i>	0	31,745	0	0
		<i>Other Financing Sources</i>				
		480210 TRANSFERS-IN	135,000	5,545	0	0
		<i>Total Other Financing Sources</i>	135,000	5,545	0	0
		<b>Total 2490 Marin County Library Trust</b>	<b>128,905</b>	<b>48,386</b>	<b>0</b>	<b>0</b>
		<b>2500 Bolinas Library Trust</b>				
		<i>Use of Money and Property</i>				
		441115 INVESTMT INCOME-INT POOLED	9	161	0	0
		441135 INVESTMT INCOME-UNREALIZD GAIN	(128)	128	0	0
		<i>Total Use of Money and Property</i>	(119)	289	0	0
		<b>Total 2500 Bolinas Library Trust</b>	<b>(119)</b>	<b>289</b>	<b>0</b>	<b>0</b>
		<b>2510 Corte Madera Library - A. Cello Fund</b>				
		<i>Use of Money and Property</i>				
		441115 INVESTMT INCOME-INT POOLED	216	3,925	0	0
		441135 INVESTMT INCOME-UNREALIZD GAIN	(3,159)	3,159	0	0
		<i>Total Use of Money and Property</i>	(2,943)	7,084	0	0
		<b>Total 2510 Corte Madera Library - A. Cello Fund</b>	<b>(2,943)</b>	<b>7,084</b>	<b>0</b>	<b>0</b>

# County of Marin

## Detail of Additional Financing Sources by Fund and Account Governmental Funds Fiscal Year 2023-24

Fund Name	Financing Source Category	Financing Source Account	2021-22 Actual	2022-23 Estimated	2023-24 Recommended	2023-24 Adopted by the Board of Supervisors
1	2	3	4	5	6	7
<b>2520 California Room Trust - Watkins Estate</b>						
<i>Use of Money and Property</i>						
		441115 INVESTMT INCOME-INT POOLED	36	669	0	0
		441135 INVESTMT INCOME-UNREALIZD GAIN	(531)	531	0	0
		<i>Total Use of Money and Property</i>	(495)	1,200	0	0
<b>Total 2520 California Room Trust - Watkins Estate</b>			<b>(495)</b>	<b>1,200</b>	<b>0</b>	<b>0</b>
<b>2530 Stinston Beach Library Trust</b>						
<i>Use of Money and Property</i>						
		441115 INVESTMT INCOME-INT POOLED	18	325	0	0
		441135 INVESTMT INCOME-UNREALIZD GAIN	(258)	258	0	0
		<i>Total Use of Money and Property</i>	(240)	583	0	0
<b>Total 2530 Stinston Beach Library Trust</b>			<b>(240)</b>	<b>583</b>	<b>0</b>	<b>0</b>
<b>2550 Luiz Ranch Endowment</b>						
<i>Use of Money and Property</i>						
		441115 INVESTMT INCOME-INT POOLED	0	0	0	0
		441135 INVESTMT INCOME-UNREALIZD GAIN	(6)	6	0	0
		<i>Total Use of Money and Property</i>	(6)	6	0	0
<b>Total 2550 Luiz Ranch Endowment</b>			<b>(6)</b>	<b>6</b>	<b>0</b>	<b>0</b>

# County of Marin

## Detail of Additional Financing Sources by Fund and Account Governmental Funds Fiscal Year 2023-24

Fund Name	Financing Source Category	Financing Source Account	2021-22 Actual	2022-23 Estimated	2023-24 Recommended	2023-24 Adopted by the Board of Supervisors
1	2	3	4	5	6	7
<b>2560 Measure A - Parks &amp; Open Space</b>						
<i>Taxes</i>						
		411710 SALES AND USE TAX	13,219,549	13,105,241	16,480,000	16,480,000
		<i>Total Taxes</i>	13,219,549	13,105,241	16,480,000	16,480,000
<i>Use of Money and Property</i>						
		441115 INVESTMT INCOME-INT POOLED	15,373	288,315	0	0
		441135 INVESTMT INCOME-UNREALIZD GAIN	(257,678)	257,678	0	0
		<i>Total Use of Money and Property</i>	(242,305)	545,993	0	0
<i>Intergovernmental Revenues</i>						
		451970 STATE-OTHER	778,287	182,721	0	0
		452610 FEDERAL-OTHER	0	0	0	0
		453110 OTH-GOVERNMENTAL AGENCIES	0	0	0	0
		<i>Total Intergovernmental Revenues</i>	778,287	182,721	0	0
<i>Charges for Current Services</i>						
		463110 INTERFUND REVENUE	0	0	0	0
		<i>Total Charges for Current Services</i>	0	0	0	0
<i>Miscellaneous Revenues</i>						
		470310 MISC REVENUES	0	8,000	0	0
		470320 MIS REV-CANCEL WRNTS AND CHECK	0	0	0	0

# County of Marin

## Detail of Additional Financing Sources by Fund and Account Governmental Funds Fiscal Year 2023-24

Fund Name	Financing Source Category	Financing Source Account	2021-22 Actual	2022-23 Estimated	2023-24 Recommended	2023-24 Adopted by the Board of Supervisors
1	2	3	4	5	6	7
		470330 MIS REV-CONTRI AND DONATIONS	0	0	0	0
<i>Total Miscellaneous Revenues</i>			0	8,000	0	0
<i>Other Financing Sources</i>						
		480210 TRANSFERS-IN	900,000	400,000	0	0
<i>Total Other Financing Sources</i>			900,000	400,000	0	0
<b>Total 2560 Measure A - Parks &amp; Open Space</b>			<b>14,655,531</b>	<b>14,241,955</b>	<b>16,480,000</b>	<b>16,480,000</b>
<b>2570 Realignment - Juvenile Justice Crime Prevention</b>						
<i>Use of Money and Property</i>						
		441115 INVESTMT INCOME-INT POOLED	1,201	25,801	0	0
		441135 INVESTMT INCOME-UNREALIZD GAIN	(17,600)	17,600	0	0
<i>Total Use of Money and Property</i>			(16,399)	43,401	0	0
<i>Intergovernmental Revenues</i>						
		451930 STATE-COPS	1,129,847	1,159,369	1,202,096	1,202,096
<i>Total Intergovernmental Revenues</i>			1,129,847	1,159,369	1,202,096	1,202,096
<b>Total 2570 Realignment - Juvenile Justice Crime Prevention</b>			<b>1,113,448</b>	<b>1,202,770</b>	<b>1,202,096</b>	<b>1,202,096</b>
<b>2580 Inmate Welfare Fund</b>						
<i>Use of Money and Property</i>						
		441110 INVESTMT INCOME-INT	3	11	0	0

## County of Marin

### Detail of Additional Financing Sources by Fund and Account Governmental Funds Fiscal Year 2023-24

Fund Name	Financing Source Category	Financing Source Account	2021-22 Actual	2022-23 Estimated	2023-24 Recommended	2023-24 Adopted by the Board of Supervisors
1	2	3	4	5	6	7
		441115 INVESTMT INCOME-INT POOLED	769	11,810	0	0
		441135 INVESTMT INCOME-UNREALIZD GAIN	(10,654)	10,654	0	0
<i>Total Use of Money and Property</i>			(9,882)	22,475	0	0
<i>Charges for Current Services</i>						
		461610 INSTITUTIONAL CARE SVS	110,116	20,277	100,000	100,000
<i>Total Charges for Current Services</i>			110,116	20,277	100,000	100,000
<i>Miscellaneous Revenues</i>						
		470310 MISC REVENUES	0	0	0	0
<i>Total Miscellaneous Revenues</i>			0	0	0	0
<i>Other Financing Sources</i>						
		480210 TRANSFERS-IN	0	0	0	0
<i>Total Other Financing Sources</i>			0	0	0	0
<b>Total 2580 Inmate Welfare Fund</b>			<b>100,234</b>	<b>42,752</b>	<b>100,000</b>	<b>100,000</b>
<b>2590 DMV Vehicle Theft (PC 9250.14)</b>						
<i>Use of Money and Property</i>						
		441115 INVESTMT INCOME-INT POOLED	822	16,743	0	0
		441135 INVESTMT INCOME-UNREALIZD GAIN	(12,347)	12,347	0	0
<i>Total Use of Money and Property</i>			(11,525)	29,090	0	0

# County of Marin

## Detail of Additional Financing Sources by Fund and Account Governmental Funds Fiscal Year 2023-24

Fund Name	Financing Source Category	Financing Source Account	2021-22 Actual	2022-23 Estimated	2023-24 Recommended	2023-24 Adopted by the Board of Supervisors
1	2	3	4	5	6	7
<i>Intergovernmental Revenues</i>						
		451970 STATE-OTHER	236,490	234,437	243,729	243,729
<i>Total Intergovernmental Revenues</i>			236,490	234,437	243,729	243,729
<b>Total 2590 DMV Vehicle Theft (PC 9250.14)</b>			<b>224,965</b>	<b>263,527</b>	<b>243,729</b>	<b>243,729</b>
<b>2600 Suppl Lcl Law Enf - Rural Counties and COPS</b>						
<i>Use of Money and Property</i>						
		441115 INVESTMT INCOME-INT POOLED	2,884	59,765	0	0
		441135 INVESTMT INCOME-UNREALIZD GAIN	(43,971)	43,971	0	0
<i>Total Use of Money and Property</i>			(41,087)	103,736	0	0
<i>Intergovernmental Revenues</i>						
		451930 STATE-COPS	0	0	0	0
		451940 STATE-COPS-SMLL CTY RURL ENFOR	500,000	500,000	0	0
		451970 STATE-OTHER	0	0	0	0
<i>Total Intergovernmental Revenues</i>			500,000	500,000	0	0
<i>Charges for Current Services</i>						
		461250 LAW ENFOR SVS-CT OTH GVT AGEN	0	0	0	0
		463110 INTERFUND REVENUE	0	0	0	0
<i>Total Charges for Current Services</i>			0	0	0	0
<i>Miscellaneous Revenues</i>						

# County of Marin

## Detail of Additional Financing Sources by Fund and Account Governmental Funds Fiscal Year 2023-24

Fund Name 1	Financing Source Category 2	Financing Source Account 3	2021-22 Actual 4	2022-23 Estimated 5	2023-24 Recommended 6	2023-24 Adopted by the Board of Supervisors 7
		470310 MISC REVENUES	0	0	0	0
		<i>Total Miscellaneous Revenues</i>	0	0	0	0
		<i>Other Financing Sources</i>				
		480210 TRANSFERS-IN	0	0	0	0
		<i>Total Other Financing Sources</i>	0	0	0	0
		<b>Total 2600 Suppl Lcl Law Enf - Rural Counties and COPS</b>	<b>458,913</b>	<b>603,736</b>	<b>0</b>	<b>0</b>
		<b>2610 Crime Prevention - DCEP</b>				
		<i>Use of Money and Property</i>				
		441115 INVESTMT INCOME-INT POOLED	18	169	0	0
		441135 INVESTMT INCOME-UNREALIZD GAIN	(167)	167	0	0
		<i>Total Use of Money and Property</i>	(149)	336	0	0
		<i>Charges for Current Services</i>				
		462610 CHRGS FOR CUR SVCS-OTHER	0	0	0	0
		462690 OTHER - CONTRACT REV	0	0	15,000	15,000
		<i>Total Charges for Current Services</i>	0	0	15,000	15,000
		<i>Miscellaneous Revenues</i>				
		470310 MISC REVENUES	0	0	0	0
		<i>Total Miscellaneous Revenues</i>	0	0	0	0



# County of Marin

## Detail of Additional Financing Sources by Fund and Account Governmental Funds Fiscal Year 2023-24

Fund Name	Financing Source Category	Financing Source Account	2021-22 Actual	2022-23 Estimated	2023-24 Recommended	2023-24 Adopted by the Board of Supervisors
1	2	3	4	5	6	7
<b>Total 2610 Crime Prevention - DCEP</b>			<b>(149)</b>	<b>336</b>	<b>15,000</b>	<b>15,000</b>
<b>2620 Writ Fee (GC 26746)</b>						
<i>Use of Money and Property</i>						
	441115	INVESTMT INCOME-INT POOLED	328	6,249	0	0
	441135	INVESTMT INCOME-UNREALIZD GAIN	(4,925)	4,925	0	0
<i>Total Use of Money and Property</i>			<i>(4,597)</i>	<i>11,174</i>	<i>0</i>	<i>0</i>
<i>Charges for Current Services</i>						
	460810	CIVIL PROCESSING SVS	17,385	13,687	0	0
<i>Total Charges for Current Services</i>			<i>17,385</i>	<i>13,687</i>	<i>0</i>	<i>0</i>
<b>Total 2620 Writ Fee (GC 26746)</b>			<b>12,788</b>	<b>24,861</b>	<b>0</b>	<b>0</b>
<b>2630 Asset Forfeiture</b>						
<i>Fines, Forfeitures, and Penalties</i>						
	431210	OTHER COURT FINES	0	0	0	0
<i>Total Fines, Forfeitures, and Penalties</i>			<i>0</i>	<i>0</i>	<i>0</i>	<i>0</i>
<i>Use of Money and Property</i>						
	441115	INVESTMT INCOME-INT POOLED	26	482	0	0
	441135	INVESTMT INCOME-UNREALIZD GAIN	(383)	383	0	0
<i>Total Use of Money and Property</i>			<i>(357)</i>	<i>865</i>	<i>0</i>	<i>0</i>
<i>Miscellaneous Revenues</i>						

# County of Marin

## Detail of Additional Financing Sources by Fund and Account Governmental Funds Fiscal Year 2023-24

Fund Name	Financing Source Category	Financing Source Account	2021-22 Actual	2022-23 Estimated	2023-24 Recommended	2023-24 Adopted by the Board of Supervisors
1	2	3	4	5	6	7
		470310 MISC REVENUES	0	0	0	0
		<i>Total Miscellaneous Revenues</i>	0	0	0	0
<b>Total 2630 Asset Forfeiture</b>			<b>(357)</b>	<b>865</b>	<b>0</b>	<b>0</b>
<b>2640 Auto Finger ID (GC 76102)</b>						
		<i>Fines, Forfeitures, and Penalties</i>				
		431210 OTHER COURT FINES	846	1,125	0	0
		<i>Total Fines, Forfeitures, and Penalties</i>	846	1,125	0	0
		<i>Use of Money and Property</i>				
		441115 INVESTMT INCOME-INT POOLED	1,652	30,815	0	0
		441135 INVESTMT INCOME-UNREALIZD GAIN	(26,327)	26,327	0	0
		<i>Total Use of Money and Property</i>	(24,675)	57,142	0	0
		<i>Intergovernmental Revenues</i>				
		451970 STATE-OTHER	238,014	236,080	403,179	403,179
		<i>Total Intergovernmental Revenues</i>	238,014	236,080	403,179	403,179
		<i>Other Financing Sources</i>				
		480210 TRANSFERS-IN	336,492	0	0	0
		<i>Total Other Financing Sources</i>	336,492	0	0	0
<b>Total 2640 Auto Finger ID (GC 76102)</b>			<b>550,677</b>	<b>294,347</b>	<b>403,179</b>	<b>403,179</b>

# County of Marin

## Detail of Additional Financing Sources by Fund and Account Governmental Funds Fiscal Year 2023-24

Fund Name	Financing Source Category	Financing Source Account	2021-22 Actual	2022-23 Estimated	2023-24 Recommended	2023-24 Adopted by the Board of Supervisors
1	2	3	4	5	6	7
<b>2650 Local Law Enforcement Block Grant</b>						
<i>Use of Money and Property</i>						
		441115 INVESTMT INCOME-INT POOLED	98	1,797	0	0
		441135 INVESTMT INCOME-UNREALIZD GAIN	(1,426)	1,426	0	0
<i>Total Use of Money and Property</i>			(1,328)	3,223	0	0
<b>Total 2650 Local Law Enforcement Block Grant</b>			<b>(1,328)</b>	<b>3,223</b>	<b>0</b>	<b>0</b>
<b>2660 Civil Paper Service Fee (GC 26731)</b>						
<i>Use of Money and Property</i>						
		441115 INVESTMT INCOME-INT POOLED	272	5,267	0	0
		441135 INVESTMT INCOME-UNREALIZD GAIN	(4,133)	4,133	0	0
<i>Total Use of Money and Property</i>			(3,861)	9,400	0	0
<i>Charges for Current Services</i>						
		460810 CIVIL PROCESSING SVS	22,266	18,270	0	0
<i>Total Charges for Current Services</i>			22,266	18,270	0	0
<b>Total 2660 Civil Paper Service Fee (GC 26731)</b>			<b>18,405</b>	<b>27,670</b>	<b>0</b>	<b>0</b>
<b>2670 Realignment - Public Safety</b>						
<i>Use of Money and Property</i>						
		441115 INVESTMT INCOME-INT POOLED	9,907	232,914	0	0
		441135 INVESTMT INCOME-UNREALIZD GAIN	(163,453)	163,453	0	0

# County of Marin

## Detail of Additional Financing Sources by Fund and Account Governmental Funds Fiscal Year 2023-24

Fund Name	Financing Source Category	Financing Source Account	2021-22 Actual	2022-23 Estimated	2023-24 Recommended	2023-24 Adopted by the Board of Supervisors
1	2	3	4	5	6	7
<i>Total Use of Money and Property</i>			(153,546)	396,367	0	0
<i>Intergovernmental Revenues</i>						
		451210 STATE-PUB ASSIST ADMIN	0	0	321,283	321,283
		451850 STATE-JVENLE RENTRY GR SB 1020	0	0	0	0
		451860 STATE-CORRECTIONS	0	0	0	0
		451970 STATE-OTHER	0	0	0	0
		451990 STATE REALIGN-PUB SAFETY AB	8,541,491	8,748,899	7,654,109	7,654,109
<i>Total Intergovernmental Revenues</i>			8,541,491	8,748,899	7,975,392	7,975,392
<i>Miscellaneous Revenues</i>						
		470310 MISC REVENUES	0	0	0	0
		470320 MIS REV-CANCEL WRNTS AND CHECK	0	0	0	0
<i>Total Miscellaneous Revenues</i>			0	0	0	0
<i>Other Financing Sources</i>						
		480210 TRANSFERS-IN	0	0	0	0
<i>Total Other Financing Sources</i>			0	0	0	0
<b>Total 2670 Realignment - Public Safety</b>			<b>8,387,945</b>	<b>9,145,266</b>	<b>7,975,392</b>	<b>7,975,392</b>

# County of Marin

## Detail of Additional Financing Sources by Fund and Account Governmental Funds Fiscal Year 2023-24

Fund Name	Financing Source Category	Financing Source Account	2021-22 Actual	2022-23 Estimated	2023-24 Recommended	2023-24 Adopted by the Board of Supervisors
1	2	3	4	5	6	7

**2680 Realignment - SB 1020**

*Use of Money and Property*

441115	INVESTMT INCOME-INT POOLED		13,274	339,652	0	0
441135	INVESTMT INCOME-UNREALIZD GAIN		(190,975)	190,975	0	0
<i>Total Use of Money and Property</i>			(177,701)	530,627	0	0

*Intergovernmental Revenues*

451210	STATE-PUB ASSIST ADMIN		508,043	504,515	433,496	433,496
451315	STATE-PUB ASSIST PRG-CAPIT		148,103	147,075	131,760	131,760
451320	STATE - PA PROGRAM -FOSTER CARE		2,360,823	2,344,427	2,014,410	2,014,410
451325	STATE PUB ASSIST CHILD WEL SVS		3,678,780	3,653,230	3,498,977	3,498,977
451330	STATE -PA ADULT PRORECTV SVC		756,450	751,196	645,453	645,453
451335	STATE-PA PROGRAM - FOSTR CARE		84,466	83,879	97,811	97,811
451340	STATE - PA PROGRAM-ADOPT		2,061,737	2,047,418	1,759,209	1,759,209
451610	STATE - MENTAL HEALTH		4,825,324	4,973,970	3,366,179	3,366,179
451810	STATE - HEALTH		3,781,336	3,897,821	2,271,076	2,271,076
451815	STATE - PERINATAL		728,485	728,485	728,485	728,485
451830	STATE - CIVIL DEFENSE		126,988	283,492	0	0
451850	STATE-JVENLE RENTRY GR SB 1020		0	0	0	0
451860	STATE-CORRECTIONS		0	0	0	0

# County of Marin

## Detail of Additional Financing Sources by Fund and Account Governmental Funds Fiscal Year 2023-24

Fund Name	Financing Source Category	Financing Source Account	2021-22 Actual	2022-23 Estimated	2023-24 Recommended	2023-24 Adopted by the Board of Supervisors
1	2	3	4	5	6	7
	451970	STATE-OTHER	0	109,805	0	0
	451990	STATE REALIGN-PUB SAFETY AB	136,706	58,738	166,500	166,500
<i>Total Intergovernmental Revenues</i>			19,197,241	19,584,051	15,113,356	15,113,356
<b>Total 2680 Realignment - SB 1020</b>			<b>19,019,540</b>	<b>20,114,678</b>	<b>15,113,356</b>	<b>15,113,356</b>
<b>2690 Realignment - Juvenile Justice YOBG</b>						
<i>Use of Money and Property</i>						
	441115	INVESTMT INCOME-INT POOLED	1,246	26,300	0	0
	441135	INVESTMT INCOME-UNREALIZD GAIN	(17,294)	17,294	0	0
<i>Total Use of Money and Property</i>			(16,048)	43,594	0	0
<i>Intergovernmental Revenues</i>						
	451850	STATE-JVENLE RENTRY GR SB 1020	0	0	0	0
	451860	STATE-CORRECTIONS	0	0	0	0
	451930	STATE-COPS	348,280	370,935	0	0
	451970	STATE-OTHER	912,688	954,617	874,106	874,106
	451990	STATE REALIGN-PUB SAFETY AB	0	0	0	0
	452610	FEDERAL-OTHER	0	0	0	0
<i>Total Intergovernmental Revenues</i>			1,260,968	1,325,552	874,106	874,106
<i>Miscellaneous Revenues</i>						
	470310	MISC REVENUES	0	0	0	0

# County of Marin

## Detail of Additional Financing Sources by Fund and Account Governmental Funds Fiscal Year 2023-24

Fund Name	Financing Source Category	Financing Source Account	2021-22 Actual	2022-23 Estimated	2023-24 Recommended	2023-24 Adopted by the Board of Supervisors
1	2	3	4	5	6	7
<i>Total Miscellaneous Revenues</i>			0	0	0	0
<i>Other Financing Sources</i>						
	480210	TRANSFERS-IN	0	0	0	0
<i>Total Other Financing Sources</i>			0	0	0	0
<b>Total 2690 Realignment - Juvenile Justice YOBG</b>			<b>1,244,920</b>	<b>1,369,146</b>	<b>874,106</b>	<b>874,106</b>
<b>2700 Countywide Grants</b>						
<i>Use of Money and Property</i>						
	441135	INVESTMT INCOME-UNREALIZD GAIN	8,206	(8,206)	0	0
<i>Total Use of Money and Property</i>			8,206	(8,206)	0	0
<i>Intergovernmental Revenues</i>						
	451810	STATE - HEALTH	0	100,000	0	0
	451970	STATE-OTHER	725,398	2,124,680	292,618	292,618
	451990	STATE REALIGN-PUB SAFETY AB	0	0	643,677	643,677
	452610	FEDERAL-OTHER	884,587	510,347	240,145	240,145
	453110	OTH-GOVERNMENTAL AGENCIES	10,600	0	0	0
<i>Total Intergovernmental Revenues</i>			1,620,585	2,735,027	1,176,440	1,176,440
<i>Miscellaneous Revenues</i>						
	470310	MISC REVENUES	0	0	0	0

# County of Marin

## Detail of Additional Financing Sources by Fund and Account Governmental Funds Fiscal Year 2023-24

Fund Name	Financing Source Category	Financing Source Account	2021-22 Actual	2022-23 Estimated	2023-24 Recommended	2023-24 Adopted by the Board of Supervisors
1	2	3	4	5	6	7
		470320 MIS REV-CANCEL WRNTS AND CHECK	0	0	0	0
		470330 MIS REV-CONTRI AND DONATIONS	0	0	0	0
<i>Total Miscellaneous Revenues</i>			0	0	0	0
<i>Other Financing Sources</i>						
		480210 TRANSFERS-IN	0	0	0	0
<i>Total Other Financing Sources</i>			0	0	0	0
<b>Total 2700 Countywide Grants</b>			<b>1,628,791</b>	<b>2,726,821</b>	<b>1,176,440</b>	<b>1,176,440</b>
<b>2720 Dispute Resolution (BP 470.3)</b>						
<i>Use of Money and Property</i>						
		441115 INVESTMT INCOME-INT POOLED	19	687	0	0
		441135 INVESTMT INCOME-UNREALIZD GAIN	(393)	393	0	0
<i>Total Use of Money and Property</i>			(374)	1,080	0	0
<i>Miscellaneous Revenues</i>						
		470310 MISC REVENUES	31,063	23,672	0	0
<i>Total Miscellaneous Revenues</i>			31,063	23,672	0	0
<b>Total 2720 Dispute Resolution (BP 470.3)</b>			<b>30,689</b>	<b>24,752</b>	<b>0</b>	<b>0</b>



# County of Marin

## Detail of Additional Financing Sources by Fund and Account Governmental Funds Fiscal Year 2023-24

Fund Name	Financing Source Category	Financing Source Account	2021-22 Actual	2022-23 Estimated	2023-24 Recommended	2023-24 Adopted by the Board of Supervisors
1	2	3	4	5	6	7
<b>2730 Criminal Justice Facilities (GC 76101)</b>						
<i>Fines, Forfeitures, and Penalties</i>						
		431210 OTHER COURT FINES	281,814	248,710	540,000	540,000
		<i>Total Fines, Forfeitures, and Penalties</i>	281,814	248,710	540,000	540,000
<i>Use of Money and Property</i>						
		441115 INVESTMT INCOME-INT POOLED	(81)	1,999	0	0
		441135 INVESTMT INCOME-UNREALIZD GAIN	(159)	159	0	0
		<i>Total Use of Money and Property</i>	(240)	2,158	0	0
<b>Total 2730 Criminal Justice Facilities (GC 76101)</b>			<b>281,574</b>	<b>250,868</b>	<b>540,000</b>	<b>540,000</b>
<b>2740 Real Estate Fraud (GC 27388)</b>						
<i>Fines, Forfeitures, and Penalties</i>						
		431310 FORFEITURES AND PENALTIES	0	0	245,846	245,846
		<i>Total Fines, Forfeitures, and Penalties</i>	0	0	245,846	245,846
<i>Use of Money and Property</i>						
		441115 INVESTMT INCOME-INT POOLED	760	13,652	0	0
		441135 INVESTMT INCOME-UNREALIZD GAIN	(11,166)	11,166	0	0
		<i>Total Use of Money and Property</i>	(10,406)	24,818	0	0
<i>Charges for Current Services</i>						
		461310 RECORDING FEES	398,736	173,745	0	0

# County of Marin

## Detail of Additional Financing Sources by Fund and Account Governmental Funds Fiscal Year 2023-24

Fund Name	Financing Source Category	Financing Source Account	2021-22 Actual	2022-23 Estimated	2023-24 Recommended	2023-24 Adopted by the Board of Supervisors
1	2	3	4	5	6	7
<i>Total Charges for Current Services</i>			398,736	173,745	0	0
<i>Miscellaneous Revenues</i>						
		470310 MISC REVENUES	0	0	0	0
<i>Total Miscellaneous Revenues</i>			0	0	0	0
<b>Total 2740 Real Estate Fraud (GC 27388)</b>			<b>388,330</b>	<b>198,563</b>	<b>245,846</b>	<b>245,846</b>
<b>2770 HUD HOME Prog Inc</b>						
<i>Use of Money and Property</i>						
		441115 INVESTMT INCOME-INT POOLED	0	0	0	0
		441135 INVESTMT INCOME-UNREALIZD GAIN	(3,165)	3,165	0	0
<i>Total Use of Money and Property</i>			(3,165)	3,165	0	0
<i>Intergovernmental Revenues</i>						
		452515 FEDERAL-OTHER - HUD	993,450	395,507	854,906	854,906
<i>Total Intergovernmental Revenues</i>			993,450	395,507	854,906	854,906
<b>Total 2770 HUD HOME Prog Inc</b>			<b>990,285</b>	<b>398,672</b>	<b>854,906</b>	<b>854,906</b>
<b>2780 Treasury AFMLS - Equitable Sharing Prgm</b>						
<i>Use of Money and Property</i>						
		441115 INVESTMT INCOME-INT POOLED	15	275	0	0
		441135 INVESTMT INCOME-UNREALIZD GAIN	(218)	218	0	0

# County of Marin

## Detail of Additional Financing Sources by Fund and Account Governmental Funds Fiscal Year 2023-24

Fund Name	Financing Source Category	Financing Source Account	2021-22 Actual	2022-23 Estimated	2023-24 Recommended	2023-24 Adopted by the Board of Supervisors
1	2	3	4	5	6	7
<i>Total Use of Money and Property</i>			(203)	493	0	0
<i>Other Financing Sources</i>						
	480210	TRANSFERS-IN	0	0	0	0
<i>Total Other Financing Sources</i>			0	0	0	0
<b>Total 2780 Treasury AFMLS - Equitable Sharing Prgm</b>			<b>(203)</b>	<b>493</b>	<b>0</b>	<b>0</b>
<b>2790 SB678 Community Correction Performance</b>						
<i>Use of Money and Property</i>						
	441115	INVESTMT INCOME-INT POOLED	1,772	33,736	0	0
	441135	INVESTMT INCOME-UNREALIZD GAIN	(25,068)	25,068	0	0
<i>Total Use of Money and Property</i>			(23,296)	58,804	0	0
<i>Intergovernmental Revenues</i>						
	451860	STATE-CORRECTIONS	1,031,702	1,029,095	1,300,684	1,300,684
<i>Total Intergovernmental Revenues</i>			1,031,702	1,029,095	1,300,684	1,300,684
<b>Total 2790 SB678 Community Correction Performance</b>			<b>1,008,406</b>	<b>1,087,899</b>	<b>1,300,684</b>	<b>1,300,684</b>
<b>2800 Health and Human Services Operating</b>						
<i>Licenses, Permits and Franchises</i>						
	421750	OTH LIC PERM-MED MARIJUANA	4,450	4,858	5,000	5,000
<i>Total Licenses, Permits and Franchises</i>			4,450	4,858	5,000	5,000

# County of Marin

## Detail of Additional Financing Sources by Fund and Account Governmental Funds Fiscal Year 2023-24

Fund Name	Financing Source Category	Financing Source Account	2021-22 Actual	2022-23 Estimated	2023-24 Recommended	2023-24 Adopted by the Board of Supervisors
1	2	3	4	5	6	7
<i>Fines, Forfeitures, and Penalties</i>						
		431115 VEHICLE CODE FINE-STATHAM	9,966	20,998	38,880	38,880
		431210 OTHER COURT FINES	3,168	6,695	12,000	12,000
<i>Total Fines, Forfeitures, and Penalties</i>			13,134	27,693	50,880	50,880
<i>Use of Money and Property</i>						
		441110 INVESTMT INCOME-INT	2,983	46,055	8,000	8,000
		441115 INVESTMT INCOME-INT POOLED	0	0	0	0
		441135 INVESTMT INCOME-UNREALIZD GAIN	(355,632)	355,632	0	0
		441215 RENTS AND CONCESSIONS-PROP	0	87,512	0	0
<i>Total Use of Money and Property</i>			(352,649)	489,199	8,000	8,000
<i>Intergovernmental Revenues</i>						
		451120 STATE-BUS LIC TAX HIWAY CAR	0	0	0	0
		451210 STATE-PUB ASSIST ADMIN	4,712,660	3,131,593	5,598,803	5,598,803
		451211 STATE-IN HOME SUPPORT SERVICES	5,701,116	5,224,632	3,103,478	3,103,478
		451212 STATE-CAL WORKS	2,869,758	1,724,171	4,098,921	4,098,921
		451213 STATE-CAL WORKS SUBST ABUSE	2,643	0	213,946	213,946
		451214 STATE MEDI-CAL	17,146,658	13,171,361	15,164,541	15,164,541
		451310 STATE-PUBLIC ASSIST PRG	3,345,227	1,621,823	1,078,591	1,078,591
		451315 STATE-PUB ASSIST PRG-CAPIT	0	0	0	0

# County of Marin

## Detail of Additional Financing Sources by Fund and Account Governmental Funds Fiscal Year 2023-24

Fund Name	Financing Source Category	Financing Source Account	2021-22 Actual	2022-23 Estimated	2023-24 Recommended	2023-24 Adopted by the Board of Supervisors
1	2	3	4	5	6	7
		451320 STATE - PA PROGRM -FOSTER CARE	0	0	0	0
		451325 STATE PUB ASSIST CHILD WEL SVS	557,329	706,331	1,285,643	1,285,643
		451330 STATE -PA ADULT PRORECTV SVC	0	0	0	0
		451340 STATE - PA PROGRAM-ADOPT	21,639	118,497	0	0
		451410 STATE-HEALTH ADMIN	723,779	1,056,604	2,377,649	2,377,649
		451510 STATE-CALIFORNIA CHILDREN SVS	1,068,482	725,604	354,495	354,495
		451610 STATE - MENTAL HEALTH	851,158	(15,558)	493,152	493,152
		451710 STATE-TUBERCULOSIS CONTROL	41,509	31,434	42,571	42,571
		451810 STATE - HEALTH	556,231	516,268	148,796	148,796
		451880 STATE-VETERANS' AFFAIRS	55,050	70,124	46,389	46,389
		451970 STATE-OTHER	1,383,876	1,449,667	2,803,662	2,803,662
		451975 STATE-PY FUNDING	0	0	0	0
		452110 FEDERAL-PUB ASSIST ADMIN	11,674,295	10,125,505	11,252,819	11,252,819
		452111 FEDERAL-PROMO SAFE STABLE FMLY	132,251	117,627	161,287	161,287
		452112 FEDERAL-IND LIVING SKILLS PRG	77,331	79,442	147,975	147,975
		452210 FEDERAL-PUB ASSIST PRG	6,085,539	6,536,990	7,008,718	7,008,718
		452211 FED-IN HOME SUPPORT SERVICES	0	3,679	2,042,068	2,042,068
		452212 FEDERAL-CAL WORKS ASST	1,312,725	2,282,181	2,967,377	2,967,377
		452213 FEDERAL-ADOPTIONS	1,252,534	1,658,448	1,045,136	1,045,136

# County of Marin

## Detail of Additional Financing Sources by Fund and Account Governmental Funds Fiscal Year 2023-24

Fund Name	Financing Source Category	Financing Source Account	2021-22 Actual	2022-23 Estimated	2023-24 Recommended	2023-24 Adopted by the Board of Supervisors
1	2	3	4	5	6	7
	452214	FEDERAL-MEDI-CAL	16,481,347	31,217,545	19,478,297	19,478,297
	452215	FEDERAL-CHILD WELFARE SVCS	4,364,904	3,568,676	5,306,898	5,306,898
	452216	FEDERAL-EMRG AST-FOSTER CARE	699,953	1,202,791	712,184	712,184
	452217	FEDERAL-REFUGEE ASSITANCE	0	0	5,000	5,000
	452250	FEDERAL-PY FUNDING	531,844	0	0	0
	452251	FEDERAL-MEDCAL PRIOR YR FUNDIN	754,850	10,645	0	0
	452310	FEDERAL-HEALTH ADMINISTRATION	2,292,498	2,365,429	2,933,423	2,933,423
	452610	FEDERAL-OTHER	15,658,397	10,980,846	10,124,009	10,124,009
	452613	FEDERAL-PARTNERSHIP HEALTH	0	9,900	0	0
	453110	OTH-GOVERNMENTAL AGENCIES	4,577,301	3,185,950	657,464	657,464
<i>Total Intergovernmental Revenues</i>			104,932,884	102,878,205	100,653,292	100,653,292
<i>Charges for Current Services</i>						
	460315	AUDITING AND ACCT FEES-BONDS	4,486	8,257	47,000	47,000
	460610	LEGAL SERVICES	65,594	49,231	88,000	88,000
	460910	ESTATE FEES	104,950	47,994	101,000	101,000
	461215	LAW ENFORCEMENT SERVICES-DUI	8,960	24,571	19,800	19,800
	461310	RECORDING FEES	233,862	258,222	149,064	149,064
	461320	REC FEES-DEATH CERTI	5,562	5,856	6,800	6,800
	461410	HEALTH FEES	72,500	72,575	72,500	72,500

# County of Marin

## Detail of Additional Financing Sources by Fund and Account Governmental Funds Fiscal Year 2023-24

Fund Name	Financing Source Category	Financing Source Account	2021-22 Actual	2022-23 Estimated	2023-24 Recommended	2023-24 Adopted by the Board of Supervisors
1	2	3	4	5	6	7
	461415	HEALTH FEES-CERT FEES	835	2,340	10,362	10,362
	461420	HEALTH FEES-MEDICARE REVENUE	235,588	399,980	61,000	61,000
	461425	HEALTH FEES-HEALTHY FAMILIES	0	0	0	0
	461430	HEALTH FEES-PVT INS	0	0	0	0
	461435	HEALTH FEES-PATIENT FEES	235,166	242,682	244,000	244,000
	461440	HEALTH FEES-LAB FEES	0	0	0	0
	461445	HEALTH FEES-HEALTH KIDS	0	0	0	0
	461450	MENTAL HEALTH SERVICES	189,678	153,488	5,000	5,000
	461455	MENTAL HEALTH SVS-INS	261,199	2,250,367	143,537	143,537
	461460	CALIFORNIA CHILDREN SVS	0	2,740	0	0
	461625	INST CARE SVS-GEN ASSIST REIM	0	0	0	0
	461635	INST CARE AND SVS-REIM PVT	0	0	33,755	33,755
	461710	EDUCATIONAL SERVICES	41,109	70,173	12,138	12,138
	462690	OTHER - CONTRACT REV	3,127	8,139	0	0
	463445	INTERFUND REVENUE-SAL GRANT	0	0	400,000	400,000
<i>Total Charges for Current Services</i>			1,462,616	3,596,615	1,393,956	1,393,956
<i>Miscellaneous Revenues</i>						
	470215	OTH SALES-COPY MEDICAL RECORD	1,244	1,546	2,000	2,000
	470310	MISC REVENUES	58,785	4,970	0	0

# County of Marin

## Detail of Additional Financing Sources by Fund and Account Governmental Funds Fiscal Year 2023-24

Fund Name	Financing Source Category	Financing Source Account	2021-22 Actual	2022-23 Estimated	2023-24 Recommended	2023-24 Adopted by the Board of Supervisors
1	2	3	4	5	6	7
		470330 MIS REV-CONTRI AND DONATIONS	106,725	14,000	13,500	13,500
<i>Total Miscellaneous Revenues</i>			166,754	20,516	15,500	15,500
<i>Other Financing Sources</i>						
		480210 TRANSFERS-IN	5,762,968	10,030,355	5,033,445	5,033,445
		480310 TRANSFERS-IN-REALIGNMENT VLF	13,280,920	15,144,726	13,489,146	13,489,146
		480315 TRANSFERS-IN-REAL SALES TAX	23,415,683	34,662,198	25,135,342	25,135,342
		480410 TRANSFERS-IN-DOMESTIC VIOLENCE	0	66,000	66,000	66,000
		480415 TRANSFERS-IN-CHILD ABUSE FEES	23,075	98,769	23,400	23,400
		480420 TRANSFERS-IN-CHILD ABUSE PREV	0	0	131,760	131,760
		480425 TRANSFERS-IN-FOSTER CARE ASIST	640,000	831,366	2,014,410	2,014,410
		480430 TRANSFERS-IN-STATE ADOPTN AST	587,048	677,901	1,759,209	1,759,209
		480435 TRANSFERS-IN-STATE ADOPTN ADMN	248,101	277,483	433,496	433,496
		480440 TRANSFERS-IN-FOSTER CARE ADMIN	120,055	172,174	97,811	97,811
		480445 TRANSFERS-IN-STATE CWS	6,135,337	6,695,634	3,498,977	3,498,977
		480450 TRANSFERS-IN-STATE APS	472,572	1,349,645	645,453	645,453
		480455 TRANSFERS-IN-CAL WORKS ASSIST	2,476,734	2,794,006	2,539,195	2,539,195
		480460 TRANSFERS-IN-MEDICAL ADMIN ACT	576,789	605,434	624,523	624,523
		480465 TRANSFERS-IN-MANAGED CARE	1,183,934	1,416,626	1,362,320	1,362,320
		480470 TRANSFERS-IN-PROP 63 MH	0	0	0	0



# County of Marin

## Detail of Additional Financing Sources by Fund and Account Governmental Funds Fiscal Year 2023-24

Fund Name	Financing Source Category	Financing Source Account	2021-22 Actual	2022-23 Estimated	2023-24 Recommended	2023-24 Adopted by the Board of Supervisors
1	2	3	4	5	6	7
		480475 TRANSFERS-IN-EPSDT	2,563,235	2,490,315	3,228,987	3,228,987
		480480 TRANSFERS-IN-STATE DRUG MEDCAL	868,831	695,814	980,451	980,451
		480485 TRANSFERS-IN-WOMEN & CHILD RES	0	0	728,485	728,485
		480490 TRANSFERS-IN-FEDERAL SAPT	0	0	0	0
		480495 TRANSFERS-IN-STATE INTRGOV REV	705,572	734,060	978,037	978,037
		480510 TRANSFERS IN - MOE	0	0	0	0
		480520 TRANSFERS IN-COUNTY WIDE INIT	0	0	0	0
		480540 TRANSFERS IN - DISCRETIONARY	49,584,566	27,766,732	65,470,755	65,470,755
		480550 TRANSFERS IN-PRIOR YR FUNDING	0	0	0	0
		480560 TRANSFERS-IN-STATE BACKFILL	362,331	364,448	0	0
		480565 TRANSFERS-IN-GRANTS	276,266	2,042,501	0	0
		480570 TRANSFERS-IN-OPIOID SETTLEMENT	0	0	838,688	838,688
<i>Total Other Financing Sources</i>			109,284,017	108,916,187	129,079,890	129,079,890
<b>Total 2800 Health and Human Services Operating</b>			<b>215,511,206</b>	<b>215,933,273</b>	<b>231,206,518</b>	<b>231,206,518</b>
<b>2810 Fish and Wildlife Commission</b>						
<i>Fines, Forfeitures, and Penalties</i>						
		431210 OTHER COURT FINES	48,426	34,891	46,930	46,930
<i>Total Fines, Forfeitures, and Penalties</i>			48,426	34,891	46,930	46,930
<i>Use of Money and Property</i>						

## County of Marin

### Detail of Additional Financing Sources by Fund and Account Governmental Funds Fiscal Year 2023-24

Fund Name	Financing Source Category	Financing Source Account	2021-22 Actual	2022-23 Estimated	2023-24 Recommended	2023-24 Adopted by the Board of Supervisors
1	2	3	4	5	6	7
		441115 INVESTMT INCOME-INT POOLED	27	733	0	0
		441135 INVESTMT INCOME-UNREALIZD GAIN	(578)	578	0	0
<i>Total Use of Money and Property</i>			(551)	1,311	0	0
<i>Miscellaneous Revenues</i>						
		470310 MISC REVENUES	0	0	0	0
		470320 MIS REV-CANCEL WRNTS AND CHECK	0	0	0	0
<i>Total Miscellaneous Revenues</i>			0	0	0	0
<b>Total 2810 Fish and Wildlife Commission</b>			<b>47,875</b>	<b>36,202</b>	<b>46,930</b>	<b>46,930</b>
<b>2820 Roadway Impact Fees</b>						
<i>Licenses, Permits and Franchises</i>						
		421410 ROAD PRIVILEGES AND PERMITS	0	0	0	0
		421610 FRANCHISES	164,082	164,082	0	0
<i>Total Licenses, Permits and Franchises</i>			164,082	164,082	0	0
<i>Use of Money and Property</i>						
		441115 INVESTMT INCOME-INT POOLED	1,070	21,813	0	0
		441135 INVESTMT INCOME-UNREALIZD GAIN	(16,695)	16,695	0	0
<i>Total Use of Money and Property</i>			(15,625)	38,508	0	0
<b>Total 2820 Roadway Impact Fees</b>			<b>148,457</b>	<b>202,590</b>	<b>0</b>	<b>0</b>

# County of Marin

## Detail of Additional Financing Sources by Fund and Account Governmental Funds Fiscal Year 2023-24

Fund Name	Financing Source Category	Financing Source Account	2021-22 Actual	2022-23 Estimated	2023-24 Recommended	2023-24 Adopted by the Board of Supervisors
1	2	3	4	5	6	7

### 2830 Supplemental Law Enf - COPS

#### *Use of Money and Property*

441115	INVESTMT INCOME-INT POOLED	912	21,091	0	0
--------	----------------------------	-----	--------	---	---

441135	INVESTMT INCOME-UNREALIZD GAIN	(13,442)	13,442	0	0
--------	--------------------------------	----------	--------	---	---

<i>Total Use of Money and Property</i>		(12,530)	34,533	0	0
--	--	----------	--------	---	---

#### *Intergovernmental Revenues*

451930	STATE-COPS	241,147	245,919	0	0
--------	------------	---------	---------	---	---

<i>Total Intergovernmental Revenues</i>		241,147	245,919	0	0
---	--	---------	---------	---	---

<b>Total 2830 Supplemental Law Enf - COPS</b>		<b>228,617</b>	<b>280,452</b>	<b>0</b>	<b>0</b>
---	--	----------------	----------------	----------	----------

### 2840 Asset Forfeiture

#### *Fines, Forfeitures, and Penalties*

431210	OTHER COURT FINES	0	0	0	0
--------	-------------------	---	---	---	---

<i>Total Fines, Forfeitures, and Penalties</i>		0	0	0	0
--	--	---	---	---	---

#### *Use of Money and Property*

441115	INVESTMT INCOME-INT POOLED	22	411	0	0
--------	----------------------------	----	-----	---	---

441135	INVESTMT INCOME-UNREALIZD GAIN	(326)	326	0	0
--------	--------------------------------	-------	-----	---	---

<i>Total Use of Money and Property</i>		(304)	737	0	0
--	--	-------	-----	---	---

<b>Total 2840 Asset Forfeiture</b>		<b>(304)</b>	<b>737</b>	<b>0</b>	<b>0</b>
------------------------------------	--	--------------	------------	----------	----------

# County of Marin

## Detail of Additional Financing Sources by Fund and Account Governmental Funds Fiscal Year 2023-24

Fund Name	Financing Source Category	Financing Source Account	2021-22 Actual	2022-23 Estimated	2023-24 Recommended	2023-24 Adopted by the Board of Supervisors
1	2	3	4	5	6	7
<b>2850 Asset Forfeiture</b>						
<i>Use of Money and Property</i>						
	441115	INVESTMT INCOME-INT POOLED	11	194	0	0
	441135	INVESTMT INCOME-UNREALIZD GAIN	(154)	154	0	0
<i>Total Use of Money and Property</i>			(143)	348	0	0
<b>Total 2850 Asset Forfeiture</b>			<b>(143)</b>	<b>348</b>	<b>0</b>	<b>0</b>
<b>2860 Asset Forfeiture</b>						
<i>Fines, Forfeitures, and Penalties</i>						
	431210	OTHER COURT FINES	0	0	0	0
<i>Total Fines, Forfeitures, and Penalties</i>			0	0	0	0
<i>Use of Money and Property</i>						
	441115	INVESTMT INCOME-INT POOLED	90	1,651	0	0
	441135	INVESTMT INCOME-UNREALIZD GAIN	(1,310)	1,310	0	0
<i>Total Use of Money and Property</i>			(1,220)	2,961	0	0
<b>Total 2860 Asset Forfeiture</b>			<b>(1,220)</b>	<b>2,961</b>	<b>0</b>	<b>0</b>
<b>2870 Asset Forfeiture</b>						
<i>Fines, Forfeitures, and Penalties</i>						
	431210	OTHER COURT FINES	0	0	0	0
<i>Total Fines, Forfeitures, and Penalties</i>			0	0	0	0

# County of Marin

## Detail of Additional Financing Sources by Fund and Account Governmental Funds Fiscal Year 2023-24

Fund Name	Financing Source Category	Financing Source Account	2021-22 Actual	2022-23 Estimated	2023-24 Recommended	2023-24 Adopted by the Board of Supervisors
1	2	3	4	5	6	7

*Use of Money and Property*

441115 INVESTMT INCOME-INT POOLED	3	50	0	0
441135 INVESTMT INCOME-UNREALIZD GAIN	(40)	40	0	0

<i>Total Use of Money and Property</i>	(37)	90	0	0
--	------	----	---	---

<b>Total 2870 Asset Forfeiture</b>	<b>(37)</b>	<b>90</b>	<b>0</b>	<b>0</b>
------------------------------------	-------------	-----------	----------	----------

**2880 Asset Forfeiture**

*Fines, Forfeitures, and Penalties*

431210 OTHER COURT FINES	20,575	0	0	0
--------------------------	--------	---	---	---

<i>Total Fines, Forfeitures, and Penalties</i>	20,575	0	0	0
--	--------	---	---	---

*Use of Money and Property*

441115 INVESTMT INCOME-INT POOLED	142	2,245	0	0
441135 INVESTMT INCOME-UNREALIZD GAIN	(2,170)	2,170	0	0

<i>Total Use of Money and Property</i>	(2,028)	4,415	0	0
--	---------	-------	---	---

<b>Total 2880 Asset Forfeiture</b>	<b>18,547</b>	<b>4,415</b>	<b>0</b>	<b>0</b>
------------------------------------	---------------	--------------	----------	----------

**2890 Zimmer Family Trust**

*Use of Money and Property*

441115 INVESTMT INCOME-INT POOLED	513	9,414	0	0
-----------------------------------	-----	-------	---	---

441135 INVESTMT INCOME-UNREALIZD GAIN	(7,472)	7,472	0	0
---------------------------------------	---------	-------	---	---

# County of Marin

## Detail of Additional Financing Sources by Fund and Account Governmental Funds Fiscal Year 2023-24

Fund Name	Financing Source Category	Financing Source Account	2021-22 Actual	2022-23 Estimated	2023-24 Recommended	2023-24 Adopted by the Board of Supervisors
1	2	3	4	5	6	7
<i>Total Use of Money and Property</i>			(6,959)	16,886	0	0
<i>Miscellaneous Revenues</i>						
		470330 MIS REV-CONTRI AND DONATIONS	0	0	0	0
<i>Total Miscellaneous Revenues</i>			0	0	0	0
<b>Total 2890 Zimmer Family Trust</b>			<b>(6,959)</b>	<b>16,886</b>	<b>0</b>	<b>0</b>
<b>2900 Health and Human Services Whole Person</b>						
<i>Use of Money and Property</i>						
		441115 INVESTMT INCOME-INT POOLED	874	31,406	0	0
		441135 INVESTMT INCOME-UNREALIZD GAIN	(6,516)	6,516	0	0
<i>Total Use of Money and Property</i>			(5,642)	37,922	0	0
<i>Intergovernmental Revenues</i>						
		452610 FEDERAL-OTHER	3,761,529	0	0	0
		453110 OTH-GOVERNMENTAL AGENCIES	0	0	0	0
<i>Total Intergovernmental Revenues</i>			3,761,529	0	0	0
<i>Other Financing Sources</i>						
		480530 TRANSFERS IN - MATCH	0	0	0	0
		480540 TRANSFERS IN - DISCRETIONARY	1,182,494	0	0	0
<i>Total Other Financing Sources</i>			1,182,494	0	0	0

# County of Marin

## Detail of Additional Financing Sources by Fund and Account Governmental Funds Fiscal Year 2023-24

Fund Name	Financing Source Category	Financing Source Account	2021-22 Actual	2022-23 Estimated	2023-24 Recommended	2023-24 Adopted by the Board of Supervisors
1	2	3	4	5	6	7
<b>Total 2900 Health and Human Services Whole Person</b>			<b>4,938,381</b>	<b>37,922</b>	<b>0</b>	<b>0</b>
<b>2920 Welfare Trust</b>						
<i>Use of Money and Property</i>						
		441115 INVESTMT INCOME-INT POOLED	5,590	121,423	0	0
		441135 INVESTMT INCOME-UNREALIZD GAIN	(12,691)	12,691	0	0
<i>Total Use of Money and Property</i>			(7,101)	134,114	0	0
<i>Intergovernmental Revenues</i>						
		451210 STATE-PUB ASSIST ADMIN	0	0	0	0
		451212 STATE-CAL WORKS	30,000	(3,000)	0	0
		451214 STATE MEDI-CAL	0	744,672	0	0
		451310 STATE-PUBLIC ASSIST PRG	(1,400,736)	(715,700)	0	0
		451325 STATE PUB ASSIST CHILD WEL SVS	51,500	145,661	0	0
		451410 STATE-HEALTH ADMIN	72,900	0	0	0
		451970 STATE-OTHER	0	320,190	0	0
		452110 FEDERAL-PUB ASSIST ADMIN	(278,228)	0	0	0
		452111 FEDERAL-PROMO SAFE STABLE FMLY	14,300	(24,600)	0	0
		452112 FEDERAL-IND LIVING SKILLS PRG	(34,800)	34,800	0	0
		452210 FEDERAL-PUB ASSIST PRG	(75,900)	1,426,800	0	0
		452212 FEDERAL-CAL WORKS ASST	(40,099)	(31,612)	0	0

# County of Marin

## Detail of Additional Financing Sources by Fund and Account Governmental Funds Fiscal Year 2023-24

Fund Name	Financing Source Category	Financing Source Account	2021-22 Actual	2022-23 Estimated	2023-24 Recommended	2023-24 Adopted by the Board of Supervisors
1	2	3	4	5	6	7
	452213	FEDERAL-ADOPTIONS	18,800	(109,000)	0	0
	452215	FEDERAL-CHILD WELFARE SVCS	95,794	(24,505)	0	0
	452216	FEDERAL-EMRG AST-FOSTER CARE	45,400	(105,900)	0	0
	452610	FEDERAL-OTHER	0	(1,266,600)	0	0
	453110	OTH-GOVERNMENTAL AGENCIES	0	0	0	0
<i>Total Intergovernmental Revenues</i>			(1,501,069)	391,206	0	0
<i>Miscellaneous Revenues</i>						
	470310	MISC REVENUES	(188,512)	0	0	0
<i>Total Miscellaneous Revenues</i>			(188,512)	0	0	0
<b>Total 2920 Welfare Trust</b>			<b>(1,696,682)</b>	<b>525,320</b>	<b>0</b>	<b>0</b>
<b>2930 Marin Transportation Project</b>						
<i>Use of Money and Property</i>						
	441115	INVESTMT INCOME-INT POOLED	2	28	0	0
	441135	INVESTMT INCOME-UNREALIZD GAIN	(22)	22	0	0
<i>Total Use of Money and Property</i>			(20)	50	0	0
<b>Total 2930 Marin Transportation Project</b>			<b>(20)</b>	<b>50</b>	<b>0</b>	<b>0</b>
<b>2940 Traffic Impact Lucas</b>						
<i>Use of Money and Property</i>						
	441115	INVESTMT INCOME-INT POOLED	162	2,973	0	0



# County of Marin

## Detail of Additional Financing Sources by Fund and Account Governmental Funds Fiscal Year 2023-24

Fund Name	Financing Source Category	Financing Source Account	2021-22 Actual	2022-23 Estimated	2023-24 Recommended	2023-24 Adopted by the Board of Supervisors
1	2	3	4	5	6	7
		441135 INVESTMT INCOME-UNREALIZD GAIN	(2,360)	2,360	0	0
		<i>Total Use of Money and Property</i>	(2,198)	5,333	0	0
		<b>Total 2940 Traffic Impact Lucas</b>	<b>(2,198)</b>	<b>5,333</b>	<b>0</b>	<b>0</b>
		<b>2950 Traffic Mitigation Misc</b>				
		<i>Use of Money and Property</i>				
		441115 INVESTMT INCOME-INT POOLED	2	40	0	0
		441135 INVESTMT INCOME-UNREALIZD GAIN	(32)	32	0	0
		<i>Total Use of Money and Property</i>	(30)	72	0	0
		<b>Total 2950 Traffic Mitigation Misc</b>	<b>(30)</b>	<b>72</b>	<b>0</b>	<b>0</b>
		<b>2960 Northgate Activity CTR Plan</b>				
		<i>Use of Money and Property</i>				
		441115 INVESTMT INCOME-INT POOLED	286	5,406	0	0
		441135 INVESTMT INCOME-UNREALIZD GAIN	(4,288)	4,288	0	0
		<i>Total Use of Money and Property</i>	(4,002)	9,694	0	0
		<i>Charges for Current Services</i>				
		462610 CHRGS FOR CUR SVCS-OTHER	30,955	287	0	0
		<i>Total Charges for Current Services</i>	30,955	287	0	0
		<b>Total 2960 Northgate Activity CTR Plan</b>	<b>26,953</b>	<b>9,981</b>	<b>0</b>	<b>0</b>

# County of Marin

## Detail of Additional Financing Sources by Fund and Account Governmental Funds Fiscal Year 2023-24

Fund Name	Financing Source Category	Financing Source Account	2021-22 Actual	2022-23 Estimated	2023-24 Recommended	2023-24 Adopted by the Board of Supervisors
1	2	3	4	5	6	7
<b>2970 HUD CDBG Program</b>						
<i>Use of Money and Property</i>						
		441135 INVESTMT INCOME-UNREALIZD GAIN	(771)	771	0	0
<i>Total Use of Money and Property</i>			(771)	771	0	0
<i>Intergovernmental Revenues</i>						
		452515 FEDERAL-OTHER - HUD	843,258	1,524,072	1,630,142	1,630,142
<i>Total Intergovernmental Revenues</i>			843,258	1,524,072	1,630,142	1,630,142
<b>Total 2970 HUD CDBG Program</b>			<b>842,487</b>	<b>1,524,843</b>	<b>1,630,142</b>	<b>1,630,142</b>
<b>2980 Health and Human Services Grants</b>						
<i>Use of Money and Property</i>						
		441115 INVESTMT INCOME-INT POOLED	4,566	77,030	0	0
		441135 INVESTMT INCOME-UNREALIZD GAIN	(64,705)	64,705	0	0
<i>Total Use of Money and Property</i>			(60,139)	141,735	0	0
<i>Intergovernmental Revenues</i>						
		451410 STATE-HEALTH ADMIN	200,000	0	0	0
		451610 STATE - MENTAL HEALTH	0	922,212	0	0
		452310 FEDERAL-HEALTH ADMINISTRATION	0	504,438	0	0
		452610 FEDERAL-OTHER	0	600,201	0	0
		453110 OTH-GOVERNMENTAL AGENCIES	2,579,799	6,002,249	0	0

# County of Marin

## Detail of Additional Financing Sources by Fund and Account Governmental Funds Fiscal Year 2023-24

Fund Name	Financing Source Category	Financing Source Account	2021-22 Actual	2022-23 Estimated	2023-24 Recommended	2023-24 Adopted by the Board of Supervisors
1	2	3	4	5	6	7
<i>Total Intergovernmental Revenues</i>			2,779,799	8,029,100	0	0
<i>Charges for Current Services</i>						
		461455 MENTAL HEALTH SVS-INS	0	0	0	0
<i>Total Charges for Current Services</i>			0	0	0	0
<i>Other Financing Sources</i>						
		480210 TRANSFERS-IN	1,156,000	0	0	0
		480540 TRANSFERS IN - DISCRETIONARY	0	5,400,000	0	0
<i>Total Other Financing Sources</i>			1,156,000	5,400,000	0	0
<b>Total 2980 Health and Human Services Grants</b>			<b>3,875,660</b>	<b>13,570,835</b>	<b>0</b>	<b>0</b>
<b>2990 CARES ACT EMERGENCY RELIEF</b>						
<i>Use of Money and Property</i>						
		441115 INVESTMT INCOME-INT POOLED	0	(1)	0	0
		441135 INVESTMT INCOME-UNREALIZD GAIN	1	(1)	0	0
<i>Total Use of Money and Property</i>			1	(2)	0	0
<i>Intergovernmental Revenues</i>						
		451970 STATE-OTHER	0	0	0	0
<i>Total Intergovernmental Revenues</i>			0	0	0	0
<b>Total 2990 CARES ACT EMERGENCY RELIEF</b>			<b>1</b>	<b>(2)</b>	<b>0</b>	<b>0</b>

# County of Marin

## Detail of Additional Financing Sources by Fund and Account Governmental Funds Fiscal Year 2023-24

Fund Name	Financing Source Category	Financing Source Account	2021-22 Actual	2022-23 Estimated	2023-24 Recommended	2023-24 Adopted by the Board of Supervisors
1	2	3	4	5	6	7
<b>3370 Woodacre Creek</b>						
<i>Use of Money and Property</i>						
		441115 INVESTMT INCOME-INT POOLED	0	7	0	0
		441135 INVESTMT INCOME-UNREALIZD GAIN	(6)	6	0	0
<i>Total Use of Money and Property</i>			(6)	13	0	0
<b>Total 3370 Woodacre Creek</b>			<b>(6)</b>	<b>13</b>	<b>0</b>	<b>0</b>
<b>3390 WsteMgmtJPA-WstMarin</b>						
<i>Use of Money and Property</i>						
		441115 INVESTMT INCOME-INT POOLED	55	955	0	0
		441135 INVESTMT INCOME-UNREALIZD GAIN	(758)	758	0	0
<i>Total Use of Money and Property</i>			(703)	1,713	0	0
<b>Total 3390 WsteMgmtJPA-WstMarin</b>			<b>(703)</b>	<b>1,713</b>	<b>0</b>	<b>0</b>
<b>3420 PLANNING FIN MAP PLAN CK FEE</b>						
<i>Use of Money and Property</i>						
		441115 INVESTMT INCOME-INT POOLED	219	4,029	0	0
		441135 INVESTMT INCOME-UNREALIZD GAIN	(2,534)	2,534	0	0
<i>Total Use of Money and Property</i>			(2,315)	6,563	0	0
<b>Total 3420 PLANNING FIN MAP PLAN CK FEE</b>			<b>(2,315)</b>	<b>6,563</b>	<b>0</b>	<b>0</b>

# County of Marin

## Detail of Additional Financing Sources by Fund and Account Governmental Funds Fiscal Year 2023-24

Fund Name	Financing Source Category	Financing Source Account	2021-22 Actual	2022-23 Estimated	2023-24 Recommended	2023-24 Adopted by the Board of Supervisors
1	2	3	4	5	6	7
<b>3430 RESTRICTED AFFORDABLE HOUSING</b>						
<i>Use of Money and Property</i>						
	441110	INVESTMT INCOME-INT	0	0	0	0
	441115	INVESTMT INCOME-INT POOLED	1,450	26,688	0	0
	441135	INVESTMT INCOME-UNREALIZD GAIN	(21,184)	21,184	0	0
<i>Total Use of Money and Property</i>			(19,734)	47,872	0	0
<b>Total 3430 RESTRICTED AFFORDABLE HOUSING</b>			<b>(19,734)</b>	<b>47,872</b>	<b>0</b>	<b>0</b>
<b>3440 TOT Measure W Fire Emergency Services</b>						
<i>Taxes</i>						
	411835	OTH TAX-TRANSIENT OCC TAX	935,294	907,128	497,550	497,550
<i>Total Taxes</i>			935,294	907,128	497,550	497,550
<i>Use of Money and Property</i>						
	441115	INVESTMT INCOME-INT POOLED	669	11,183	0	0
	441135	INVESTMT INCOME-UNREALIZD GAIN	(7,024)	7,024	0	0
<i>Total Use of Money and Property</i>			(6,355)	18,207	0	0
<i>Charges for Current Services</i>						
	462610	CHRGs FOR CUR SVCS-OTHER	0	0	0	0
<i>Total Charges for Current Services</i>			0	0	0	0

# County of Marin

## Detail of Additional Financing Sources by Fund and Account Governmental Funds Fiscal Year 2023-24

Fund Name	Financing Source Category	Financing Source Account	2021-22 Actual	2022-23 Estimated	2023-24 Recommended	2023-24 Adopted by the Board of Supervisors
1	2	3	4	5	6	7
<b>Total 3440 TOT Measure W Fire Emergency Services</b>			<b>928,939</b>	<b>925,335</b>	<b>497,550</b>	<b>497,550</b>
<b>3450 TOT Measure W Community Housing</b>						
<i>Taxes</i>						
	411835	OTH TAX-TRANSIENT OCC TAX	935,295	907,128	802,500	802,500
<i>Total Taxes</i>			935,295	907,128	802,500	802,500
<i>Use of Money and Property</i>						
	441115	INVESTMT INCOME-INT POOLED	886	25,552	0	0
	441135	INVESTMT INCOME-UNREALIZD GAIN	(15,276)	15,276	0	0
<i>Total Use of Money and Property</i>			(14,390)	40,828	0	0
<i>Charges for Current Services</i>						
	462610	CHRGs FOR CUR SVCS-OTHER	0	0	0	0
<i>Total Charges for Current Services</i>			0	0	0	0
<b>Total 3450 TOT Measure W Community Housing</b>			<b>920,905</b>	<b>947,956</b>	<b>802,500</b>	<b>802,500</b>
<b>3480 MWPA MEASURE C</b>						
<i>Use of Money and Property</i>						
	441115	INVESTMT INCOME-INT POOLED	(82)	3,860	0	0
	441135	INVESTMT INCOME-UNREALIZD GAIN	(2,659)	2,659	0	0
<i>Total Use of Money and Property</i>			(2,741)	6,519	0	0
<i>Intergovernmental Revenues</i>						

# County of Marin

## Detail of Additional Financing Sources by Fund and Account Governmental Funds Fiscal Year 2023-24

Fund Name	Financing Source Category	Financing Source Account	2021-22 Actual	2022-23 Estimated	2023-24 Recommended	2023-24 Adopted by the Board of Supervisors
1	2	3	4	5	6	7
		451970 STATE-OTHER	0	0	0	0
		453110 OTH-GOVERNMENTAL AGENCIES	422,800	1,574,072	700,142	700,142
<i>Total Intergovernmental Revenues</i>			422,800	1,574,072	700,142	700,142
<i>Charges for Current Services</i>						
		462610 CHRGS FOR CUR SVCS-OTHER	874,033	353,587	0	0
<i>Total Charges for Current Services</i>			874,033	353,587	0	0
<b>Total 3480 MWPA MEASURE C</b>			<b>1,294,092</b>	<b>1,934,178</b>	<b>700,142</b>	<b>700,142</b>
<b>3500 AMERICAN RESCUE PLAN OF 2021</b>						
<i>Use of Money and Property</i>						
		441115 INVESTMT INCOME-INT POOLED	15,767	(2,308)	0	0
		441135 INVESTMT INCOME-UNREALIZD GAIN	237,303	(237,303)	0	0
<i>Total Use of Money and Property</i>			253,070	(239,611)	0	0
<i>Intergovernmental Revenues</i>						
		452610 FEDERAL-OTHER	50,273,916	0	0	0
<i>Total Intergovernmental Revenues</i>			50,273,916	0	0	0
<b>Total 3500 AMERICAN RESCUE PLAN OF 2021</b>			<b>50,526,986</b>	<b>(239,611)</b>	<b>0</b>	<b>0</b>

# County of Marin

## Detail of Additional Financing Sources by Fund and Account Governmental Funds Fiscal Year 2023-24

Fund Name	Financing Source Category	Financing Source Account	2021-22 Actual	2022-23 Estimated	2023-24 Recommended	2023-24 Adopted by the Board of Supervisors
1	2	3	4	5	6	7

**3510 TOT MEAS W MARIN CO FIRE**

*Taxes*

411835	OTH TAX-TRANSIENT OCC TAX		0	0	304,950	304,950
--------	---------------------------	--	---	---	---------	---------

<i>Total Taxes</i>			0	0	304,950	304,950
--------------------	--	--	---	---	---------	---------

*Use of Money and Property*

441115	INVESTMT INCOME-INT POOLED		34	4,919	0	0
--------	----------------------------	--	----	-------	---	---

441135	INVESTMT INCOME-UNREALIZD GAIN		(2,658)	2,658	0	0
--------	--------------------------------	--	---------	-------	---	---

<i>Total Use of Money and Property</i>			(2,624)	7,577	0	0
--	--	--	---------	-------	---	---

*Other Financing Sources*

480210	TRANSFERS-IN		312,504	631,863	0	0
--------	--------------	--	---------	---------	---	---

<i>Total Other Financing Sources</i>			312,504	631,863	0	0
--------------------------------------	--	--	---------	---------	---	---

<b>Total 3510 TOT MEAS W MARIN CO FIRE</b>			<b>309,880</b>	<b>639,440</b>	<b>304,950</b>	<b>304,950</b>
--	--	--	----------------	----------------	----------------	----------------

**3520 Opioid Settlements**

*Use of Money and Property*

441115	INVESTMT INCOME-INT POOLED		0	108	0	0
--------	----------------------------	--	---	-----	---	---

<i>Total Use of Money and Property</i>			0	108	0	0
--	--	--	---	-----	---	---

*Miscellaneous Revenues*

470365	MISC REVENUE - SETTLEMENTS		0	1,455,971	838,688	838,688
--------	----------------------------	--	---	-----------	---------	---------



# County of Marin

## Detail of Additional Financing Sources by Fund and Account Governmental Funds Fiscal Year 2023-24

Fund Name	Financing Source Category	Financing Source Account	2021-22 Actual	2022-23 Estimated	2023-24 Recommended	2023-24 Adopted by the Board of Supervisors
1	2	3	4	5	6	7
<i>Total Miscellaneous Revenues</i>			0	1,455,971	838,688	838,688
<b>Total 3520 Opioid Settlements</b>			<b>0</b>	<b>1,456,079</b>	<b>838,688</b>	<b>838,688</b>
<b>3530 Housing Healthy CA HHC</b>						
<i>Use of Money and Property</i>						
	441115	INVESTMT INCOME-INT POOLED	0	3,012	0	0
<i>Total Use of Money and Property</i>			0	3,012	0	0
<i>Intergovernmental Revenues</i>						
	453110	OTH-GOVERNMENTAL AGENCIES	0	2,258,751	0	0
<i>Total Intergovernmental Revenues</i>			0	2,258,751	0	0
<b>Total 3530 Housing Healthy CA HHC</b>			<b>0</b>	<b>2,261,763</b>	<b>0</b>	<b>0</b>
<b>6210 Trails Legacy</b>						
<i>Use of Money and Property</i>						
	441115	INVESTMT INCOME-INT POOLED	0	0	0	0
<i>Total Use of Money and Property</i>			0	0	0	0
<b>Total 6210 Trails Legacy</b>			<b>0</b>	<b>0</b>	<b>0</b>	<b>0</b>
<b>6220 Fishnet 4C</b>						
<i>Use of Money and Property</i>						
	441115	INVESTMT INCOME-INT POOLED	0	0	0	0

# County of Marin

## Detail of Additional Financing Sources by Fund and Account Governmental Funds Fiscal Year 2023-24

Fund Name	Financing Source Category	Financing Source Account	2021-22 Actual	2022-23 Estimated	2023-24 Recommended	2023-24 Adopted by the Board of Supervisors
1	2	3	4	5	6	7
		441135 INVESTMT INCOME-UNREALIZD GAIN	0	0	0	0
<i>Total Use of Money and Property</i>			0	0	0	0
<i>Miscellaneous Revenues</i>						
		470310 MISC REVENUES	0	0	0	0
<i>Total Miscellaneous Revenues</i>			0	0	0	0
<b>Total 6220 Fishnet 4C</b>			<b>0</b>	<b>0</b>	<b>0</b>	<b>0</b>
<b>6240 Other Grants</b>						
<i>Use of Money and Property</i>						
		441135 INVESTMT INCOME-UNREALIZD GAIN	(1,185)	1,185	0	0
<i>Total Use of Money and Property</i>			(1,185)	1,185	0	0
<b>Total 6240 Other Grants</b>			<b>(1,185)</b>	<b>1,185</b>	<b>0</b>	<b>0</b>
<b>6250 CSA #23 Terra Linda Area</b>						
<i>Use of Money and Property</i>						
		441115 INVESTMT INCOME-INT POOLED	0	0	0	0
<i>Total Use of Money and Property</i>			0	0	0	0
<b>Total 6250 CSA #23 Terra Linda Area</b>			<b>0</b>	<b>0</b>	<b>0</b>	<b>0</b>

# County of Marin

## Detail of Additional Financing Sources by Fund and Account Governmental Funds Fiscal Year 2023-24

Fund Name	Financing Source Category	Financing Source Account	2021-22 Actual	2022-23 Estimated	2023-24 Recommended	2023-24 Adopted by the Board of Supervisors
1	2	3	4	5	6	7
<b>6260 CSA #25 San Marin Area</b>						
<i>Use of Money and Property</i>						
		441115 INVESTMT INCOME-INT POOLED	0	0	0	0
<i>Total Use of Money and Property</i>			0	0	0	0
<b>Total 6260 CSA #25 San Marin Area</b>			<b>0</b>	<b>0</b>	<b>0</b>	<b>0</b>
<b>6270 Affordable Housing Fund</b>						
<i>Use of Money and Property</i>						
		441115 INVESTMT INCOME-INT POOLED	0	0	0	0
<i>Total Use of Money and Property</i>			0	0	0	0
<b>Total 6270 Affordable Housing Fund</b>			<b>0</b>	<b>0</b>	<b>0</b>	<b>0</b>
<b>6280 Marin Transport Proj</b>						
<i>Use of Money and Property</i>						
		441115 INVESTMT INCOME-INT POOLED	0	0	0	0
<i>Total Use of Money and Property</i>			0	0	0	0
<b>Total 6280 Marin Transport Proj</b>			<b>0</b>	<b>0</b>	<b>0</b>	<b>0</b>
<b>6290 Transport Imprv Fee</b>						
<i>Use of Money and Property</i>						
		441115 INVESTMT INCOME-INT POOLED	0	0	0	0
<i>Total Use of Money and Property</i>			0	0	0	0

# County of Marin

## Detail of Additional Financing Sources by Fund and Account Governmental Funds Fiscal Year 2023-24

Fund Name	Financing Source Category	Financing Source Account	2021-22 Actual	2022-23 Estimated	2023-24 Recommended	2023-24 Adopted by the Board of Supervisors
1	2	3	4	5	6	7
<b>Total 6290 Transport Imprv Fee</b>			<b>0</b>	<b>0</b>	<b>0</b>	<b>0</b>
<b>6300 DevelFee-TrfcMitigat</b>						
<i>Use of Money and Property</i>						
		441115 INVESTMT INCOME-INT POOLED	0	0	0	0
<i>Total Use of Money and Property</i>			0	0	0	0
<b>Total 6300 DevelFee-TrfcMitigat</b>			<b>0</b>	<b>0</b>	<b>0</b>	<b>0</b>
<b>6310 Traffic N. GateActiv</b>						
<i>Use of Money and Property</i>						
		441115 INVESTMT INCOME-INT POOLED	0	0	0	0
<i>Total Use of Money and Property</i>			0	0	0	0
<i>Charges for Current Services</i>						
		462610 CHRGS FOR CUR SVCS-OTHER	0	0	0	0
<i>Total Charges for Current Services</i>			0	0	0	0
<i>Miscellaneous Revenues</i>						
		470310 MISC REVENUES	0	0	0	0
<i>Total Miscellaneous Revenues</i>			0	0	0	0
<b>Total 6310 Traffic N. GateActiv</b>			<b>0</b>	<b>0</b>	<b>0</b>	<b>0</b>

# County of Marin

## Detail of Additional Financing Sources by Fund and Account Governmental Funds Fiscal Year 2023-24

Fund Name	Financing Source Category	Financing Source Account	2021-22 Actual	2022-23 Estimated	2023-24 Recommended	2023-24 Adopted by the Board of Supervisors
1	2	3	4	5	6	7
<b>6320 BASWMAA-RegAdCampagn</b>						
<i>Use of Money and Property</i>						
		441115 INVESTMT INCOME-INT POOLED	0	0	0	0
<i>Total Use of Money and Property</i>			0	0	0	0
<b>Total 6320 BASWMAA-RegAdCampagn</b>			<b>0</b>	<b>0</b>	<b>0</b>	<b>0</b>
<b>6340 Alcohol and Drug Program</b>						
<i>Use of Money and Property</i>						
		441115 INVESTMT INCOME-INT POOLED	0	(1)	0	0
		441135 INVESTMT INCOME-UNREALIZD GAIN	1	(1)	0	0
<i>Total Use of Money and Property</i>			1	(2)	0	0
<i>Intergovernmental Revenues</i>						
		451810 STATE - HEALTH	0	0	0	0
		451815 STATE - PERINATAL	0	0	0	0
<i>Total Intergovernmental Revenues</i>			0	0	0	0
<i>Other Financing Sources</i>						
		480210 TRANSFERS-IN	0	0	0	0
<i>Total Other Financing Sources</i>			0	0	0	0
<b>Total 6340 Alcohol and Drug Program</b>			<b>1</b>	<b>(2)</b>	<b>0</b>	<b>0</b>

# County of Marin

## Detail of Additional Financing Sources by Fund and Account Governmental Funds Fiscal Year 2023-24

Fund Name	Financing Source Category	Financing Source Account	2021-22 Actual	2022-23 Estimated	2023-24 Recommended	2023-24 Adopted by the Board of Supervisors
1	2	3	4	5	6	7
<b>6360 Pt Reyes Vist Fac Tr</b>						
<i>Use of Money and Property</i>						
		441115 INVESTMT INCOME-INT POOLED	4	72	0	0
		441135 INVESTMT INCOME-UNREALIZD GAIN	(57)	57	0	0
		<i>Total Use of Money and Property</i>	(53)	129	0	0
<b>Total 6360 Pt Reyes Vist Fac Tr</b>			<b>(53)</b>	<b>129</b>	<b>0</b>	<b>0</b>
<b>6370 Marin WildlifeGrants</b>						
<i>Use of Money and Property</i>						
		441115 INVESTMT INCOME-INT POOLED	0	0	0	0
		441135 INVESTMT INCOME-UNREALIZD GAIN	(664)	664	0	0
		<i>Total Use of Money and Property</i>	(664)	664	0	0
<b>Total 6370 Marin WildlifeGrants</b>			<b>(664)</b>	<b>664</b>	<b>0</b>	<b>0</b>
<b>6380 Plan'g- In-lieuParks</b>						
<i>Use of Money and Property</i>						
		441115 INVESTMT INCOME-INT POOLED	58	1,059	0	0
		441135 INVESTMT INCOME-UNREALIZD GAIN	(841)	841	0	0
		<i>Total Use of Money and Property</i>	(783)	1,900	0	0
<b>Total 6380 Plan'g- In-lieuParks</b>			<b>(783)</b>	<b>1,900</b>	<b>0</b>	<b>0</b>

# County of Marin

## Detail of Additional Financing Sources by Fund and Account Governmental Funds Fiscal Year 2023-24

Fund Name	Financing Source Category	Financing Source Account	2021-22 Actual	2022-23 Estimated	2023-24 Recommended	2023-24 Adopted by the Board of Supervisors
1	2	3	4	5	6	7
<b>6390 FinalMap&amp;PlanChckFee</b>						
<i>Use of Money and Property</i>						
		441115 INVESTMT INCOME-INT POOLED	0	0	0	0
<i>Total Use of Money and Property</i>			0	0	0	0
<b>Total 6390 FinalMap&amp;PlanChckFee</b>			<b>0</b>	<b>0</b>	<b>0</b>	<b>0</b>
<b>6400 Transit Ticket Sales</b>						
<i>Use of Money and Property</i>						
		441115 INVESTMT INCOME-INT POOLED	5	93	0	0
		441135 INVESTMT INCOME-UNREALIZD GAIN	(74)	74	0	0
<i>Total Use of Money and Property</i>			(69)	167	0	0
<b>Total 6400 Transit Ticket Sales</b>			<b>(69)</b>	<b>167</b>	<b>0</b>	<b>0</b>
<b>6410 Welfare Program</b>						
<i>Use of Money and Property</i>						
		441115 INVESTMT INCOME-INT POOLED	0	0	0	0
<i>Total Use of Money and Property</i>			0	0	0	0
<b>Total 6410 Welfare Program</b>			<b>0</b>	<b>0</b>	<b>0</b>	<b>0</b>
<b>6440 SpclCircumstnPC987.9</b>						
<i>Use of Money and Property</i>						
		441115 INVESTMT INCOME-INT POOLED	81	1,490	0	0

# County of Marin

## Detail of Additional Financing Sources by Fund and Account Governmental Funds Fiscal Year 2023-24

Fund Name	Financing Source Category	Financing Source Account	2021-22 Actual	2022-23 Estimated	2023-24 Recommended	2023-24 Adopted by the Board of Supervisors
1	2	3	4	5	6	7
		441135 INVESTMT INCOME-UNREALIZD GAIN	(1,183)	1,183	0	0
		<i>Total Use of Money and Property</i>	(1,102)	2,673	0	0
<b>Total 6440 SpclCircumstnPC987.9</b>			<b>(1,102)</b>	<b>2,673</b>	<b>0</b>	<b>0</b>
<b>6450 AutomatWrntVC40508.5</b>						
<i>Use of Money and Property</i>						
		441115 INVESTMT INCOME-INT POOLED	3	49	0	0
		441135 INVESTMT INCOME-UNREALIZD GAIN	(39)	39	0	0
		<i>Total Use of Money and Property</i>	(36)	88	0	0
<b>Total 6450 AutomatWrntVC40508.5</b>			<b>(36)</b>	<b>88</b>	<b>0</b>	<b>0</b>
<b>6460 Miller Pk Boat Launch</b>						
<i>Use of Money and Property</i>						
		441115 INVESTMT INCOME-INT POOLED	39	715	0	0
		441135 INVESTMT INCOME-UNREALIZD GAIN	(568)	568	0	0
		<i>Total Use of Money and Property</i>	(529)	1,283	0	0
<b>Total 6460 Miller Pk Boat Launch</b>			<b>(529)</b>	<b>1,283</b>	<b>0</b>	<b>0</b>
<b>6470 Black Point Boat Launch</b>						
<i>Use of Money and Property</i>						
		441115 INVESTMT INCOME-INT POOLED	23	425	0	0
		441135 INVESTMT INCOME-UNREALIZD GAIN	(338)	338	0	0



# County of Marin

## Detail of Additional Financing Sources by Fund and Account Governmental Funds Fiscal Year 2023-24

Fund Name	Financing Source Category	Financing Source Account	2021-22 Actual	2022-23 Estimated	2023-24 Recommended	2023-24 Adopted by the Board of Supervisors
1	2	3	4	5	6	7
<i>Total Use of Money and Property</i>			(315)	763	0	0
<b>Total 6470 Black Point Boat Launch</b>			<b>(315)</b>	<b>763</b>	<b>0</b>	<b>0</b>
<b>6480 McInnis Park Golf Deposit</b>						
<i>Use of Money and Property</i>						
		441115 INVESTMT INCOME-INT POOLED	0	1	0	0
		441135 INVESTMT INCOME-UNREALIZD GAIN	0	0	0	0
<i>Total Use of Money and Property</i>			0	1	0	0
<b>Total 6480 McInnis Park Golf Deposit</b>			<b>0</b>	<b>1</b>	<b>0</b>	<b>0</b>
<b>6500 Stafford Lake Trust</b>						
<i>Use of Money and Property</i>						
		441115 INVESTMT INCOME-INT POOLED	0	0	0	0
<i>Total Use of Money and Property</i>			0	0	0	0
<b>Total 6500 Stafford Lake Trust</b>			<b>0</b>	<b>0</b>	<b>0</b>	<b>0</b>
<b>6520 Asset Forfeiture</b>						
<i>Use of Money and Property</i>						
		441115 INVESTMT INCOME-INT POOLED	0	3	0	0
		441135 INVESTMT INCOME-UNREALIZD GAIN	(2)	2	0	0
<i>Total Use of Money and Property</i>			(2)	5	0	0

# County of Marin

## Detail of Additional Financing Sources by Fund and Account Governmental Funds Fiscal Year 2023-24

Fund Name	Financing Source Category	Financing Source Account	2021-22 Actual	2022-23 Estimated	2023-24 Recommended	2023-24 Adopted by the Board of Supervisors
1	2	3	4	5	6	7

<b>Total 6520 Asset Forfeiture</b>	(2)	5	0	0
------------------------------------	-----	---	---	---

<b>Total Special Revenue Funds</b>	450,824,908	430,766,923	414,587,110	414,587,110
------------------------------------	-------------	-------------	-------------	-------------

### Capital Project Funds

#### 1410 Courthouse Construction Fund (GC 76100)

<i>Fines, Forfeitures, and Penalties</i>					
		239,414	213,103	379,108	379,108
431210 OTHER COURT FINES					
<i>Total Fines, Forfeitures, and Penalties</i>		239,414	213,103	379,108	379,108

<i>Use of Money and Property</i>					
		436	8,114	0	0
441115 INVESTMT INCOME-INT POOLED					
441135 INVESTMT INCOME-UNREALIZD GAIN		(5,209)	5,209	0	0
<i>Total Use of Money and Property</i>		(4,773)	13,323	0	0

<b>Total 1410 Courthouse Construction Fund (GC 76100)</b>	<b>234,641</b>	<b>226,426</b>	<b>379,108</b>	<b>379,108</b>
---	----------------	----------------	----------------	----------------

#### 1420 Miscellaneous Capital Projects

<i>Use of Money and Property</i>					
		6,979	127,870	0	0
441115 INVESTMT INCOME-INT POOLED					
441135 INVESTMT INCOME-UNREALIZD GAIN		(145,931)	145,931	0	0
<i>Total Use of Money and Property</i>		(138,952)	273,801	0	0

# County of Marin

## Detail of Additional Financing Sources by Fund and Account Governmental Funds Fiscal Year 2023-24

Fund Name	Financing Source Category	Financing Source Account	2021-22 Actual	2022-23 Estimated	2023-24 Recommended	2023-24 Adopted by the Board of Supervisors
1	2	3	4	5	6	7
<i>Intergovernmental Revenues</i>						
		451970 STATE-OTHER	0	0	0	0
		452610 FEDERAL-OTHER	1,478,067	391,611	0	0
		453110 OTH-GOVERNMENTAL AGENCIES	0	(205,455)	5,000	5,000
<i>Total Intergovernmental Revenues</i>			1,478,067	186,156	5,000	5,000
<i>Charges for Current Services</i>						
		462610 CHRGS FOR CUR SVCS-OTHER	0	0	2,241,804	2,241,804
		462690 OTHER - CONTRACT REV	0	0	0	0
		463110 INTERFUND REVENUE	645,986	335,245	638,869	638,869
		463415 INTER-FUND COST REC-DPW SAL	0	0	0	0
<i>Total Charges for Current Services</i>			645,986	335,245	2,880,673	2,880,673
<i>Miscellaneous Revenues</i>						
		470310 MISC REVENUES	117,246	117,447	0	0
		470330 MIS REV-CONTRI AND DONATIONS	0	0	0	0
<i>Total Miscellaneous Revenues</i>			117,246	117,447	0	0
<i>Other Financing Sources</i>						
		480210 TRANSFERS-IN	10,371,000	14,238,825	8,000,000	8,000,000
<i>Total Other Financing Sources</i>			10,371,000	14,238,825	8,000,000	8,000,000

# County of Marin

## Detail of Additional Financing Sources by Fund and Account Governmental Funds Fiscal Year 2023-24

Fund Name	Financing Source Category	Financing Source Account	2021-22 Actual	2022-23 Estimated	2023-24 Recommended	2023-24 Adopted by the Board of Supervisors
1	2	3	4	5	6	7
<b>Total 1420 Miscellaneous Capital Projects</b>			<b>12,473,347</b>	<b>15,151,474</b>	<b>10,885,673</b>	<b>10,885,673</b>
<b>1430 Other Capital Projects - Road and Bridge</b>						
<i>Use of Money and Property</i>						
	441115	INVESTMT INCOME-INT POOLED	12,048	238,888	0	0
	441135	INVESTMT INCOME-UNREALIZD GAIN	(205,240)	205,240	0	0
<i>Total Use of Money and Property</i>			(193,192)	444,128	0	0
<i>Intergovernmental Revenues</i>						
	451110	STATE-HWY USERS TAX STATE	4,079,169	4,884,956	5,278,111	5,278,111
	451970	STATE-OTHER	8,447	26,744	0	0
	452610	FEDERAL-OTHER	1,232,524	512,831	0	0
	453110	OTH-GOVERNMENTAL AGENCIES	2,946,859	1,118,562	2,317,778	2,317,778
<i>Total Intergovernmental Revenues</i>			8,266,999	6,543,093	7,595,889	7,595,889
<i>Charges for Current Services</i>						
	462610	CHRGs FOR CUR SVCS-OTHER	96,160	0	0	0
	462690	OTHER - CONTRACT REV	0	0	0	0
	463415	INTER-FUND COST REC-DPW SAL	50,000	0	0	0
<i>Total Charges for Current Services</i>			146,160	0	0	0
<i>Miscellaneous Revenues</i>						
	470310	MISC REVENUES	0	1,000	0	0

# County of Marin

## Detail of Additional Financing Sources by Fund and Account Governmental Funds Fiscal Year 2023-24

Fund Name	Financing Source Category	Financing Source Account	2021-22 Actual	2022-23 Estimated	2023-24 Recommended	2023-24 Adopted by the Board of Supervisors
1	2	3	4	5	6	7
		470330 MIS REV-CONTRI AND DONATIONS	0	0	0	0
<i>Total Miscellaneous Revenues</i>			0	1,000	0	0
<i>Other Financing Sources</i>						
		480210 TRANSFERS-IN	180,000	0	2,000,000	2,000,000
		480520 TRANSFERS IN-COUNTY WIDE INIT	8,000,000	8,000,000	8,000,000	8,000,000
		480540 TRANSFERS IN - DISCRETIONARY	0	0	0	0
<i>Total Other Financing Sources</i>			8,180,000	8,000,000	10,000,000	10,000,000
<b>Total 1430 Other Capital Projects - Road and Bridge</b>			<b>16,399,967</b>	<b>14,988,221</b>	<b>17,595,889</b>	<b>17,595,889</b>
<b>1440 COP Projects</b>						
<i>Use of Money and Property</i>						
		441115 INVESTMT INCOME-INT POOLED	0	0	0	0
		441135 INVESTMT INCOME-UNREALIZD GAIN	(19,331)	19,331	0	0
<i>Total Use of Money and Property</i>			(19,331)	19,331	0	0
<i>Other Financing Sources</i>						
		480210 TRANSFERS-IN	0	0	0	0
		480710 LONG-TERM DEBT PROCEEDS	0	0	0	0
<i>Total Other Financing Sources</i>			0	0	0	0
<b>Total 1440 COP Projects</b>			<b>(19,331)</b>	<b>19,331</b>	<b>0</b>	<b>0</b>

## County of Marin

### Detail of Additional Financing Sources by Fund and Account Governmental Funds Fiscal Year 2023-24

Fund Name	Financing Source Category	Financing Source Account	2021-22 Actual	2022-23 Estimated	2023-24 Recommended	2023-24 Adopted by the Board of Supervisors
1	2	3	4	5	6	7
<b>Total Capital Project Funds</b>			<b>29,088,624</b>	<b>30,385,452</b>	<b>28,860,670</b>	<b>28,860,670</b>
<b>Debt Service Funds</b>						
<b>1600 2003 Pension Obligation Bonds</b>						
<i>Use of Money and Property</i>						
		441110 INVESTMT INCOME-INT	0	0	0	0
		441115 INVESTMT INCOME-INT POOLED	(158)	9,004	7,500	7,500
		441125 INVESTMT INCOME-INT AGENCY	0	0	0	0
		441135 INVESTMT INCOME-UNREALIZD GAIN	(42,115)	42,115	0	0
		<i>Total Use of Money and Property</i>	(42,273)	51,119	7,500	7,500
<i>Miscellaneous Revenues</i>						
		470420 MISC-EMPLOYER CONTRI	150	0	13,535,450	13,535,450
		<i>Total Miscellaneous Revenues</i>	150	0	13,535,450	13,535,450
<i>Other Financing Sources</i>						
		480210 TRANSFERS-IN	12,097,967	13,287,486	0	0
		<i>Total Other Financing Sources</i>	12,097,967	13,287,486	0	0
<b>Total 1600 2003 Pension Obligation Bonds</b>			<b>12,055,844</b>	<b>13,338,605</b>	<b>13,542,950</b>	<b>13,542,950</b>

# County of Marin

## Detail of Additional Financing Sources by Fund and Account Governmental Funds Fiscal Year 2023-24

Fund Name	Financing Source Category	Financing Source Account	2021-22 Actual	2022-23 Estimated	2023-24 Recommended	2023-24 Adopted by the Board of Supervisors
1	2	3	4	5	6	7
<b>1610 Tobacco Securitization Bond</b>						
<i>Use of Money and Property</i>						
		441110 INVESTMT INCOME-INT	1,077	99,357	125,000	125,000
		441115 INVESTMT INCOME-INT POOLED	0	5	0	0
		441135 INVESTMT INCOME-UNREALIZED GAIN	(4)	4	0	0
<i>Total Use of Money and Property</i>			1,073	99,366	125,000	125,000
<i>Miscellaneous Revenues</i>						
		470250 MIS REV-TOBACCO SETTLEMENT	2,820,701	2,559,071	1,648,200	1,648,200
		470310 MISC REVENUES	0	0	0	0
<i>Total Miscellaneous Revenues</i>			2,820,701	2,559,071	1,648,200	1,648,200
<b>Total 1610 Tobacco Securitization Bond</b>			<b>2,821,774</b>	<b>2,658,437</b>	<b>1,773,200</b>	<b>1,773,200</b>
<b>1630 ConsolReasmtBds-Prpy</b>						
<i>Use of Money and Property</i>						
		441115 INVESTMT INCOME-INT POOLED	1	25	0	0
		441135 INVESTMT INCOME-UNREALIZED GAIN	(20)	20	0	0
<i>Total Use of Money and Property</i>			(19)	45	0	0
<b>Total 1630 ConsolReasmtBds-Prpy</b>			<b>(19)</b>	<b>45</b>	<b>0</b>	<b>0</b>

# County of Marin

## Detail of Additional Financing Sources by Fund and Account Governmental Funds Fiscal Year 2023-24

Fund Name	Financing Source Category	Financing Source Account	2021-22 Actual	2022-23 Estimated	2023-24 Recommended	2023-24 Adopted by the Board of Supervisors
1	2	3	4	5	6	7
<b>1660 MCOS SlpyHlwBondsDSF</b>						
<i>Use of Money and Property</i>						
	441115	INVESTMT INCOME-INT POOLED	13	241	0	0
	441135	INVESTMT INCOME-UNREALIZD GAIN	(191)	191	0	0
<i>Total Use of Money and Property</i>			(178)	432	0	0
<b>Total 1660 MCOS SlpyHlwBondsDSF</b>			<b>(178)</b>	<b>432</b>	<b>0</b>	<b>0</b>
<b>1680 2001 Certificates of Participation</b>						
<i>Use of Money and Property</i>						
	441110	INVESTMT INCOME-INT	0	0	0	0
	441115	INVESTMT INCOME-INT POOLED	(47)	(2,665)	0	0
	441125	INVESTMT INCOME-INT AGENCY	0	0	0	0
	441135	INVESTMT INCOME-UNREALIZD GAIN	1,683	(1,683)	0	0
<i>Total Use of Money and Property</i>			1,636	(4,348)	0	0
<i>Other Financing Sources</i>						
	480210	TRANSFERS-IN	721,416	738,726	901,680	901,680
<i>Total Other Financing Sources</i>			721,416	738,726	901,680	901,680
<b>Total 1680 2001 Certificates of Participation</b>			<b>723,052</b>	<b>734,378</b>	<b>901,680</b>	<b>901,680</b>



# County of Marin

## Detail of Additional Financing Sources by Fund and Account Governmental Funds Fiscal Year 2023-24

Fund Name	Financing Source Category	Financing Source Account	2021-22 Actual	2022-23 Estimated	2023-24 Recommended	2023-24 Adopted by the Board of Supervisors
1	2	3	4	5	6	7
<b>1690 2010 Certificates of Participation</b>						
<i>Use of Money and Property</i>						
		441115 INVESTMT INCOME-INT POOLED	0	0	0	0
		441125 INVESTMT INCOME-INT AGENCY	0	0	0	0
		<i>Total Use of Money and Property</i>	0	0	0	0
<i>Other Financing Sources</i>						
		480210 TRANSFERS-IN	0	0	0	0
		<i>Total Other Financing Sources</i>	0	0	0	0
<b>Total 1690 2010 Certificates of Participation</b>			<b>0</b>	<b>0</b>	<b>0</b>	<b>0</b>
<b>1700 1915 Marshal #1 - East Shore Wastewater Project</b>						
<i>Taxes</i>						
		411125 PROP TAX CUR SEC SPL BEN TAX	50,713	50,660	56,000	56,000
		460120 TAX COL FEES ADM (CTRA)	(180)	(180)	0	0
		<i>Total Taxes</i>	50,533	50,480	56,000	56,000
<i>Use of Money and Property</i>						
		441115 INVESTMT INCOME-INT POOLED	49	954	100	100
		441135 INVESTMT INCOME-UNREALIZD GAIN	(889)	889	0	0
		<i>Total Use of Money and Property</i>	(840)	1,843	100	100

# County of Marin

## Detail of Additional Financing Sources by Fund and Account Governmental Funds Fiscal Year 2023-24

Fund Name	Financing Source Category	Financing Source Account	2021-22 Actual	2022-23 Estimated	2023-24 Recommended	2023-24 Adopted by the Board of Supervisors
1	2	3	4	5	6	7
<b>Total 1700 1915 Marshal #1 - East Shore Wastewater Project</b>			<b>49,693</b>	<b>52,323</b>	<b>56,100</b>	<b>56,100</b>
<b>1710 1915 Marshal #2 - East Shore Wastewater Project</b>						
<i>Taxes</i>						
		411125 PROP TAX CUR SEC SPL BEN TAX	34,524	35,349	36,410	36,410
		460120 TAX COL FEES ADM (CTRA)	(78)	(78)	0	0
<i>Total Taxes</i>			34,446	35,271	36,410	36,410
<i>Use of Money and Property</i>						
		441115 INVESTMT INCOME-INT POOLED	13	285	100	100
		441135 INVESTMT INCOME-UNREALIZD GAIN	(270)	270	0	0
<i>Total Use of Money and Property</i>			(257)	555	100	100
<b>Total 1710 1915 Marshal #2 - East Shore Wastewater Project</b>			<b>34,189</b>	<b>35,826</b>	<b>36,510</b>	<b>36,510</b>
<b>1720 2015 Certificates of Participation</b>						
<i>Use of Money and Property</i>						
		441115 INVESTMT INCOME-INT POOLED	(1,800)	(40,050)	0	0
		441125 INVESTMT INCOME-INT AGENCY	6	3	0	0
		441135 INVESTMT INCOME-UNREALIZD GAIN	(185)	185	0	0
<i>Total Use of Money and Property</i>			(1,979)	(39,862)	0	0
<i>Other Financing Sources</i>						
		480210 TRANSFERS-IN	4,471,775	4,460,025	4,455,400	4,455,400

## County of Marin

### Detail of Additional Financing Sources by Fund and Account Governmental Funds Fiscal Year 2023-24

Fund Name	Financing Source Category	Financing Source Account	2021-22 Actual	2022-23 Estimated	2023-24 Recommended	2023-24 Adopted by the Board of Supervisors
1	2	3	4	5	6	7
		480710 LONG-TERM DEBT PROCEEDS	0	0	0	0
		480720 ORIGINAL ISSUE PREMIUMS	0	0	0	0
<i>Total Other Financing Sources</i>			4,471,775	4,460,025	4,455,400	4,455,400
<b>Total 1720 2015 Certificates of Participation</b>			<b>4,469,796</b>	<b>4,420,163</b>	<b>4,455,400</b>	<b>4,455,400</b>
<b>Total Debt Service Funds</b>			<b>20,154,151</b>	<b>21,240,209</b>	<b>20,765,840</b>	<b>20,765,840</b>
<b>Total All Funds</b>			<b>997,373,995</b>	<b>941,377,938</b>	<b>876,623,695</b>	<b>876,623,695</b>

## County of Marin

### Summary of Financing Uses by Function and Fund Governmental Funds Fiscal Year 2023-24

Description 1	2021-22 Actual 2	2022-23 Estimated 3	2023-24 Recommended 4	2023-24 Adopted by the Board of Supervisors 5
------------------	------------------------	---------------------------	-----------------------------	--

#### Summarization by Function

General Government	154,323,031	182,918,658	191,215,982	191,215,982
Public Protection	257,809,754	215,364,197	220,852,886	220,852,886
Public Ways and Facilities	36,179,765	25,577,720	33,056,083	33,056,083
Health and Sanitation	221,939,148	220,374,026	253,927,903	253,927,903
Public Assistance	140,216,479	157,769,569	146,445,157	146,445,157
Education	20,879,784	20,981,786	25,087,261	25,087,261
Recreation and Cultural Services	18,969,957	24,902,750	26,211,139	26,211,139
<b>Total Financing Uses by Function</b>	<b>850,317,918</b>	<b>847,888,706</b>	<b>896,796,411</b>	<b>896,796,411</b>
1000 General Fund	0	0	28,860,124	28,860,124
1430 Other Capital Projects - Road and Bridg	0	0	2,000,000	2,000,000
2160 Road	0	0	1,279,306	1,279,306
2560 Measure A - Parks & Open Space	0	0	0	0
2670 Realignment - Public Safety	0	0	0	0
<b>Total Appropriations for Contingencies</b>	<b>0</b>	<b>0</b>	<b>32,139,430</b>	<b>32,139,430</b>
<b>Total Financing Uses</b>	<b>850,317,918</b>	<b>847,888,706</b>	<b>928,935,841</b>	<b>928,935,841</b>

## County of Marin

### Summary of Financing Uses by Function and Fund (Cont.) Governmental Funds Fiscal Year 2022-23

Description	2021-22 Actual	2022-23 Estimated	2023-24 Recommended	2023-24 Adopted by the Board of Supervisors
1	2	3	4	5

#### Summarization by Fund

1000 General Fund	357,002,929	359,853,409	456,878,387	456,878,387
1010 Miscellaneous Projects	35,869,357	27,740,761	0	0
1410 Courthouse Construction Fund (GC 76100)	242,936	0	379,108	379,108
1420 Miscellaneous Capital Projects	6,870,839	10,692,464	10,885,673	10,885,673
1430 Other Capital Projects - Road and Bridge	20,486,227	11,078,491	17,595,889	17,595,889
1440 COP Projects	318,123	85,079	0	0
1600 2003 Pension Obligation Bonds	12,233,229	12,871,973	13,542,950	13,542,950
1610 Tobacco Securitization Bond	2,849,158	2,692,375	1,773,200	1,773,200
1620 ConsolReassmtBndsDSF	0	0	0	0
1680 2001 Certificates of Participation	894,491	899,834	901,680	901,680
1690 2010 Certificates of Participation	0	0	0	0
1700 1915 Marshal #1 - East Shore Wastewater Project	52,921	52,900	56,100	56,100
1710 1915 Marshal #2 - East Shore Wastewater Project	34,518	34,606	36,510	36,510
1720 2015 Certificates of Participation	4,457,884	4,457,725	4,455,400	4,455,400
2020 Electronic Recording Delivery Systems	46,363	51,075	60,000	60,000
2030 Records Modernization (GC 27361)	861,052	328,291	507,185	507,185
2040 Micrographics Conversion (GF 27361.4)	67,693	69,087	90,000	90,000
2050 Vital Records Modernization (SB 1535)	12,080	14,931	15,000	15,000
2060 SSN Truncation Program	35,786	34,280	13,350	13,350
2070 Planning In-Lieu Housing	1,092,906	466,508	761,000	761,000
2080 Building Inspection	4,128,285	4,409,413	5,405,035	5,405,035

# County of Marin

## Summary of Financing Uses by Function and Fund (Cont.) Governmental Funds Fiscal Year 2022-23

Description	2021-22 Actual	2022-23 Estimated	2023-24 Recommended	2023-24 Adopted by the Board of Supervisors
1	2	3	4	5

### Summarization by Fund

2090 Environmental Health Services	4,107,351	4,425,680	5,056,906	5,056,906
2100 HUD Fund	(161)	(9,721)	0	0
2110 East Shore Wastewater Maintenance Fund	56,598	73,712	75,000	75,000
2120 Child Support Services	3,145,793	3,202,766	4,118,165	4,118,165
2130 DOJ Equitable Sharing Program	3,275	0	0	0
2140 High Tech Theft Apprehension & Prosecution (Cnty)	1,405,149	1,468,061	2,000,000	2,000,000
2150 MCERA Employees	2,708,818	2,908,386	3,375,995	3,375,995
2160 Road	10,607,384	10,284,684	12,313,580	12,313,580
2170 Survey Monument Preservation	0	8,720	20,000	20,000
2180 Tidelands Use Fees	20,000	0	20,000	20,000
2200 Roadway Impact Fees	750,000	750,000	1,750,000	1,750,000
2220 Traffic - Strawberry Interchange Plan	0	0	0	0
2250 Zero Waste Public Outreach	20,000	0	20,000	20,000
2260 Non-Motorized Transportation Plan (NTPP)	0	0	0	0
2280 Hospital Preparedness Program (HPP)	445,776	541,352	514,448	514,448
2290 California Tobacco Control Program (CTCP)	466,449	344,565	600,952	600,952
2300 Domestic Violence (W&I 18305)	0	66,000	66,000	66,000
2310 Children's Trust (AB 2994)	23,075	98,769	23,400	23,400
2320 Social Services Realignment	13,478,439	21,854,163	16,559,484	16,559,484
2330 Health Services Realignment	12,625,916	15,635,925	12,938,921	12,938,921
2340 Health Program	915,053	943,698	972,787	972,787
2350 Emergency Medical Services (GC 76104)	431,499	500,715	765,255	765,255

# County of Marin

## Summary of Financing Uses by Function and Fund (Cont.) Governmental Funds Fiscal Year 2022-23

Description 1	2021-22 Actual 2	2022-23 Estimated 3	2023-24 Recommended 4	2023-24 Adopted by the Board of Supervisors 5
------------------	------------------------	---------------------------	-----------------------------	--

### Summarization by Fund

2360 Mental Health Realignment	14,057,379	16,340,567	12,235,930	12,235,930
2370 Mental Health Program	0	261,735	200,000	200,000
2380 Mental Health Services Act (Prop 63)	19,807,729	25,667,965	28,536,570	28,536,570
2390 Substance Abuse Prevention and Treatment (SAPT)	0	0	0	0
2400 Project Independence	0	0	0	0
2410 Realignment - CalWORKS MOE	2,476,734	2,779,285	2,539,195	2,539,195
2420 DHCS Intergovernmental Transfer Agreement	0	106,558	0	0
2430 Vital Statistics (SB 1535)	8,175	6,848	8,500	8,500
2450 Child Car Seat Program	0	0	0	0
2470 Marin County Library	18,297,698	17,885,646	22,481,611	22,481,611
2480 Marin County Free Library Measure A	2,520,229	2,632,394	2,845,000	2,845,000
2490 Marin County Library Trust	2,661	335,621	0	0
2510 Corte Madera Library - A. Cello Fund	0	7,710	0	0
2520 California Room Trust - Watkins Estate	0	0	0	0
2530 Stinson Beach Library Trust	0	0	0	0
2550 Luiz Ranch Endowment	0	0	0	0
2560 Measure A - Parks & Open Space	10,439,063	15,418,192	18,265,915	18,265,915
2570 Realignment - Juvenile Justice Crime Prevention	913,545	1,007,480	1,202,096	1,202,096
2580 Inmate Welfare Fund	221,292	264,637	303,606	303,606
2590 DMV Vehicle Theft (PC 9250.14)	118,760	241,414	243,729	243,729
2600 Suppl Lcl Law Enf - Rural Counties and COPS	46,463	56,463	0	0
2610 Crime Prevention - DCEP	15,000	15,000	15,000	15,000

# County of Marin

## Summary of Financing Uses by Function and Fund (Cont.) Governmental Funds Fiscal Year 2022-23

Description	2021-22 Actual	2022-23 Estimated	2023-24 Recommended	2023-24 Adopted by the Board of Supervisors
1	2	3	4	5

### Summarization by Fund

2630 Asset Forfeiture	0	0	0	0
2640 Auto Finger ID (GC 76102)	387,290	462,903	403,179	403,179
2670 Realignment - Public Safety	4,953,053	6,382,863	7,975,392	7,975,392
2680 Realignment - SB 1020	12,819,113	14,622,492	15,113,356	15,113,356
2690 Realignment - Juvenile Justice YOBG	1,054,217	1,233,730	874,106	874,106
2700 Countywide Grants	1,903,060	1,564,021	1,176,440	1,176,440
2720 Dispute Resolution (BP 470.3)	7,200	0	0	0
2730 Criminal Justice Facilities (GC 76101)	0	265,000	540,000	540,000
2740 Real Estate Fraud (GC 27388)	160,731	217,975	245,846	245,846
2770 HUD HOME Prog Inc	106,043	104,919	854,906	854,906
2780 Treasury AFMLS - Equitable Sharing Prgm	0	0	0	0
2790 SB678 Community Correction Performance	993,259	1,044,300	1,300,684	1,300,684
2800 Health and Human Services Operating	196,262,800	218,330,893	231,206,518	231,206,518
2810 Fish and Wildlife Commission	14,106	30,309	46,930	46,930
2820 Roadway Impact Fees	0	0	1,000,000	1,000,000
2860 Asset Forfeiture	0	0	0	0
2870 Asset Forfeiture	0	0	0	0
2880 Asset Forfeiture	0	178,115	0	0
2890 Zimmer Family Trust	5,285	0	0	0
2900 Health and Human Services Whole Person	4,384,298	1,668,703	0	0
2970 HUD CDBG Program	1,320,154	1,873,185	1,630,142	1,630,142
2980 Health and Human Services Grants	5,602,488	14,136,223	0	0



# County of Marin

## Summary of Financing Uses by Function and Fund (Cont.) Governmental Funds Fiscal Year 2022-23

Description	2021-22 Actual	2022-23 Estimated	2023-24 Recommended	2023-24 Adopted by the Board of Supervisors
1	2	3	4	5

### Summarization by Fund

2990 CARES ACT EMERGENCY RELIEF	0	0	0	0
3390 WsteMgmtJPA-WstMarin	5,000	0	0	0
3440 TOT Measure W Fire Emergency Services	860,347	1,211,247	497,550	497,550
3450 TOT Measure W Community Housing	285,019	308,068	802,500	802,500
3480 MWPA MEASURE C	1,196,496	1,831,170	700,142	700,142
3500 AMERICAN RESCUE PLAN OF 2021	50,273,916	0	0	0
3510 TOT MEAS W MARIN CO FIRE	32,124	394,398	304,950	304,950
3520 Opioid Settlements	0	70,000	838,688	838,688
6220 Fishnet 4C	0	0	0	0
6240 Other Grants	0	0	0	0
6250 CSA #23 Terra Linda Area	0	0	0	0
6260 CSA #25 San Marin Area	0	0	0	0
6270 Affordable Housing Fund	0	0	0	0
6280 Marin Transport Proj	0	0	0	0
6310 Traffic N. GateActiv	0	0	0	0
6340 Alcohol and Drug Program	0	0	0	0
6410 Welfare Program	0	0	0	0
6500 Stafford Lake Trust	0	0	0	0

<b>Total Summarization by Fund</b>	<b>850,317,918</b>	<b>847,888,706</b>	<b>928,935,841</b>	<b>928,935,841</b>
------------------------------------	--------------------	--------------------	--------------------	--------------------

# County of Marin

## Detail of Financing Uses by Function, Activity, and Budget Unit Governmental Funds Fiscal Year 2023-24

Function, Activity, and Budget Unit	2021-22 Actual	2022-23 Estimated	2023-24 Recommended	2023-24 Adopted by the Board of Supervisors
1	2	3	4	5

### General Government

#### Communication

410 DEPARTMENT OF PUBLIC WORKS	3,578,349	3,657,907	3,464,627	3,464,627
--------------------------------	-----------	-----------	-----------	-----------

<b>Activity Total: Communication</b>	<b>3,578,349</b>	<b>3,657,907</b>	<b>3,464,627</b>	<b>3,464,627</b>
--------------------------------------	------------------	------------------	------------------	------------------

#### County Counsel

340 COUNTY COUNSEL	5,091,439	5,412,368	6,247,666	6,247,666
--------------------	-----------	-----------	-----------	-----------

<b>Activity Total: County Counsel</b>	<b>5,091,439</b>	<b>5,412,368</b>	<b>6,247,666</b>	<b>6,247,666</b>
---------------------------------------	------------------	------------------	------------------	------------------

#### Elections

390 ELECTIONS	4,339,945	4,110,024	4,142,762	4,142,762
---------------	-----------	-----------	-----------	-----------

<b>Activity Total: Elections</b>	<b>4,339,945</b>	<b>4,110,024</b>	<b>4,142,762</b>	<b>4,142,762</b>
----------------------------------	------------------	------------------	------------------	------------------

#### Finance

310 ASSESSOR RECORDER COUNTY CLERK	8,861,049	8,487,120	8,936,661	8,936,661
------------------------------------	-----------	-----------	-----------	-----------

320 DEPARTMENT OF FINANCE	8,635,130	8,691,973	10,139,090	10,139,090
---------------------------	-----------	-----------	------------	------------

410 DEPARTMENT OF PUBLIC WORKS	1,051,027	847,099	1,078,348	1,078,348
--------------------------------	-----------	---------	-----------	-----------

<b>Activity Total: Finance</b>	<b>18,547,206</b>	<b>18,026,192</b>	<b>20,154,099</b>	<b>20,154,099</b>
--------------------------------	-------------------	-------------------	-------------------	-------------------

#### Legislative and Administrative

300 COUNTY ADMINISTRATORS OFFICE	9,009,625	11,464,645	13,413,341	13,413,341
----------------------------------	-----------	------------	------------	------------

# County of Marin

## Detail of Financing Uses by Function, Activity, and Budget Unit Governmental Funds Fiscal Year 2023-24

Function, Activity, and Budget Unit 1	2021-22 Actual 2	2022-23 Estimated 3	2023-24 Recommended 4	2023-24 Adopted by the Board of Supervisors 5
330 BOARD OF SUPERVISORS	3,770,176	2,752,263	2,813,305	2,813,305
900 NON DEPARTMENTAL	0	0	55,500	55,500
<b>Activity Total: Legislative and Administrative</b>	<b>12,779,801</b>	<b>14,216,908</b>	<b>16,282,146</b>	<b>16,282,146</b>
<b>Other General</b>				
300 COUNTY ADMINISTRATORS OFFICE	0	0	0	0
360 INFORMATION SVC AND TECHNOLOGY	24,354,914	24,823,249	23,563,494	23,563,494
380 MCERA	2,708,818	2,908,386	3,375,995	3,375,995
410 DEPARTMENT OF PUBLIC WORKS	8,000,482	6,785,715	8,036,798	8,036,798
900 NON DEPARTMENTAL	47,697,336	66,002,506	71,962,177	71,962,177
<b>Activity Total: Other General</b>	<b>82,761,550</b>	<b>100,519,856</b>	<b>106,938,464</b>	<b>106,938,464</b>
<b>Personnel</b>				
340 COUNTY COUNSEL	148,695	154,662	173,041	173,041
350 HUMAN RESOURCES	7,210,442	7,864,972	8,535,840	8,535,840
<b>Activity Total: Personnel</b>	<b>7,359,137</b>	<b>8,019,634</b>	<b>8,708,881</b>	<b>8,708,881</b>
<b>Plant Acquisition</b>				
410 DEPARTMENT OF PUBLIC WORKS	8,673,149	11,330,046	13,570,461	13,570,461
520 MARIN COUNTY PARKS	0	3,722,954	1,071,200	1,071,200
540 MARIN COUNTY FREE LIBRARY	275,839	192,408	598,600	598,600
<b>Activity Total: Plant Acquisition</b>	<b>8,948,988</b>	<b>15,245,408</b>	<b>15,240,261</b>	<b>15,240,261</b>

## County of Marin

**Detail of Financing Uses by Function, Activity, and Budget Unit  
Governmental Funds  
Fiscal Year 2023-24**

Function, Activity, and Budget Unit 1	2021-22 Actual 2	2022-23 Estimated 3	2023-24 Recommended 4	2023-24 Adopted by the Board of Supervisors 5
--	------------------------	---------------------------	-----------------------------	--

<b>Property Management</b>				
300 COUNTY ADMINISTRATORS OFFICE	359,459	1,158,430	458,930	458,930
410 DEPARTMENT OF PUBLIC WORKS	10,399,354	12,378,846	9,236,772	9,236,772
530 CULTURAL SERVICES	157,803	173,085	341,374	341,374
<b>Activity Total: Property Management</b>	<b>10,916,616</b>	<b>13,710,361</b>	<b>10,037,076</b>	<b>10,037,076</b>
<b>Function Total: General Government</b>	<b>154,323,031</b>	<b>182,918,658</b>	<b>191,215,982</b>	<b>191,215,982</b>

# County of Marin

## Detail of Financing Uses by Function, Activity, and Budget Unit Governmental Funds Fiscal Year 2023-24

Function, Activity, and Budget Unit 1	2021-22 Actual 2	2022-23 Estimated 3	2023-24 Recommended 4	2023-24 Adopted by the Board of Supervisors 5
--	------------------------	---------------------------	-----------------------------	--

### Public Protection

#### Detention and Correction

240 PROBATION	23,113,671	24,086,659	27,243,338	27,243,338
260 SHERIFF CORONERS OFFICE	30,759,388	32,012,813	31,945,860	31,945,860
<b>Activity Total: Detention and Correction</b>	<b>53,873,059</b>	<b>56,099,472</b>	<b>59,189,198</b>	<b>59,189,198</b>

#### Fire Protection

230 MARIN COUNTY FIRE	36,301,529	38,642,815	34,309,113	34,309,113
900 NON DEPARTMENTAL	0	0	0	0
<b>Activity Total: Fire Protection</b>	<b>36,301,529</b>	<b>38,642,815</b>	<b>34,309,113</b>	<b>34,309,113</b>

#### Flood Cntrl and Soil and Water Conserv

410 DEPARTMENT OF PUBLIC WORKS	849,379	1,099,697	941,031	941,031
653 WASTE MANAGEMENT JPA	5,000	0	0	0
<b>Activity Total: Flood Cntrl and Soil and Water Conserv</b>	<b>854,379</b>	<b>1,099,697</b>	<b>941,031</b>	<b>941,031</b>

#### Judicial

200 CHILD SUPPORT SERVICES	4,047,753	4,045,212	5,259,860	5,259,860
220 DISTRICT ATTORNEY	14,468,475	14,315,517	14,722,193	14,722,193
250 PUBLIC DEFENDER	8,165,633	8,395,672	9,108,358	9,108,358
900 NON DEPARTMENTAL	2,210,169	2,701,137	2,218,250	2,218,250
<b>Activity Total: Judicial</b>	<b>28,892,030</b>	<b>29,457,538</b>	<b>31,308,661</b>	<b>31,308,661</b>

# County of Marin

## Detail of Financing Uses by Function, Activity, and Budget Unit Governmental Funds Fiscal Year 2023-24

Function, Activity, and Budget Unit	2021-22 Actual	2022-23 Estimated	2023-24 Recommended	2023-24 Adopted by the Board of Supervisors
1	2	3	4	5

### Other Protection

100 HEALTH AND HUMAN SERVICES	2,194,632	2,771,498	2,637,892	2,637,892
220 DISTRICT ATTORNEY	3,263,882	3,259,484	3,858,234	3,858,234
230 MARIN COUNTY FIRE	7,254,616	10,351,503	10,902,856	10,902,856
250 PUBLIC DEFENDER	386	181,547	0	0
260 SHERIFF CORONERS OFFICE	3,248,333	2,524,842	1,591,104	1,591,104
300 COUNTY ADMINISTRATORS OFFICE	0	0	0	0
310 ASSESSOR RECORDER COUNTY CLERK	2,820,051	2,431,266	2,905,424	2,905,424
320 DEPARTMENT OF FINANCE	465,635	519,847	716,836	716,836
400 COMMUNITY DEVELOPMENT AGENCY	7,112,425	7,362,207	6,916,376	6,916,376
410 DEPARTMENT OF PUBLIC WORKS	5,205,893	5,361,689	5,625,095	5,625,095
900 NON DEPARTMENTAL	56,816,969	3,866,398	4,231,418	4,231,418

### Activity Total: Other Protection

<b>88,382,822</b>	<b>38,630,281</b>	<b>39,385,235</b>	<b>39,385,235</b>
-------------------	-------------------	-------------------	-------------------

### Police Protection

260 SHERIFF CORONERS OFFICE	42,362,989	44,320,850	47,373,358	47,373,358
-----------------------------	------------	------------	------------	------------

### Activity Total: Police Protection

<b>42,362,989</b>	<b>44,320,850</b>	<b>47,373,358</b>	<b>47,373,358</b>
-------------------	-------------------	-------------------	-------------------

### Protective Inspection

400 COMMUNITY DEVELOPMENT AGENCY	4,128,285	4,409,413	5,405,035	5,405,035
500 AGRICULTURE WEIGHTS MEASURES	3,014,661	2,704,131	2,941,255	2,941,255

### Activity Total: Protective Inspection

<b>7,142,946</b>	<b>7,113,544</b>	<b>8,346,290</b>	<b>8,346,290</b>
------------------	------------------	------------------	------------------

## County of Marin

**Detail of Financing Uses by Function, Activity, and Budget Unit**  
**Governmental Funds**  
**Fiscal Year 2023-24**

Function, Activity, and Budget Unit 1	2021-22 Actual 2	2022-23 Estimated 3	2023-24 Recommended 4	2023-24 Adopted by the Board of Supervisors 5
--	------------------------	---------------------------	-----------------------------	--

<b>Function Total: Public Protection</b>	<b>257,809,754</b>	<b>215,364,197</b>	<b>220,852,886</b>	<b>220,852,886</b>
--	--------------------	--------------------	--------------------	--------------------

## County of Marin

### Detail of Financing Uses by Function, Activity, and Budget Unit Governmental Funds Fiscal Year 2023-24

Function, Activity, and Budget Unit 1	2021-22 Actual 2	2022-23 Estimated 3	2023-24 Recommended 4	2023-24 Adopted by the Board of Supervisors 5
--	------------------------	---------------------------	-----------------------------	--

#### Public Ways and Facilities

##### Park Facilities

410 DEPARTMENT OF PUBLIC WORKS	491,004	0	0	0
<b>Activity Total: Park Facilities</b>	<b>491,004</b>	<b>0</b>	<b>0</b>	<b>0</b>

##### Public Ways

410 DEPARTMENT OF PUBLIC WORKS	35,688,761	25,577,720	33,056,083	33,056,083
<b>Activity Total: Public Ways</b>	<b>35,688,761</b>	<b>25,577,720</b>	<b>33,056,083</b>	<b>33,056,083</b>

<b>Function Total: Public Ways and Facilities</b>	<b>36,179,765</b>	<b>25,577,720</b>	<b>33,056,083</b>	<b>33,056,083</b>
---	-------------------	-------------------	-------------------	-------------------



# County of Marin

## Detail of Financing Uses by Function, Activity, and Budget Unit Governmental Funds Fiscal Year 2023-24

Function, Activity, and Budget Unit 1	2021-22 Actual 2	2022-23 Estimated 3	2023-24 Recommended 4	2023-24 Adopted by the Board of Supervisors 5
--	------------------------	---------------------------	-----------------------------	--

### Health and Sanitation

#### California Children Services

100 HEALTH AND HUMAN SERVICES	3,997,890	4,451,009	5,298,494	5,298,494
<b>Activity Total: California Children Services</b>	<b>3,997,890</b>	<b>4,451,009</b>	<b>5,298,494</b>	<b>5,298,494</b>

#### Health

100 HEALTH AND HUMAN SERVICES	161,094,086	183,179,321	175,627,765	175,627,765
400 COMMUNITY DEVELOPMENT AGENCY	4,605,204	5,074,359	5,458,261	5,458,261
900 NON DEPARTMENTAL	50,832,957	26,007,815	65,470,755	65,470,755
<b>Activity Total: Health</b>	<b>216,532,247</b>	<b>214,261,495</b>	<b>246,556,781</b>	<b>246,556,781</b>

#### Sanitation Refuse Collect and Disposal

410 DEPARTMENT OF PUBLIC WORKS	1,409,011	1,661,522	2,072,628	2,072,628
<b>Activity Total: Sanitation Refuse Collect and Disposal</b>	<b>1,409,011</b>	<b>1,661,522</b>	<b>2,072,628</b>	<b>2,072,628</b>

<b>Function Total: Health and Sanitation</b>	<b>221,939,148</b>	<b>220,374,026</b>	<b>253,927,903</b>	<b>253,927,903</b>
--	--------------------	--------------------	--------------------	--------------------

## County of Marin

### Detail of Financing Uses by Function, Activity, and Budget Unit Governmental Funds Fiscal Year 2023-24

Function, Activity, and Budget Unit 1	2021-22 Actual 2	2022-23 Estimated 3	2023-24 Recommended 4	2023-24 Adopted by the Board of Supervisors 5
--	------------------------	---------------------------	-----------------------------	--

#### Public Assistance

##### Administration

100 HEALTH AND HUMAN SERVICES	104,669,606	128,107,338	125,325,135	125,325,135
<b>Activity Total: Administration</b>	<b>104,669,606</b>	<b>128,107,338</b>	<b>125,325,135</b>	<b>125,325,135</b>

##### Other Assistance

100 HEALTH AND HUMAN SERVICES	12,928,512	16,441,457	16,047,037	16,047,037
400 COMMUNITY DEVELOPMENT AGENCY	6,541,024	9,925,209	4,581,219	4,581,219
900 NON DEPARTMENTAL	15,755,317	2,838,533	0	0
<b>Activity Total: Other Assistance</b>	<b>35,224,853</b>	<b>29,205,199</b>	<b>20,628,256</b>	<b>20,628,256</b>

##### Veterans Services

100 HEALTH AND HUMAN SERVICES	322,020	457,032	491,766	491,766
<b>Activity Total: Veterans Services</b>	<b>322,020</b>	<b>457,032</b>	<b>491,766</b>	<b>491,766</b>

<b>Function Total: Public Assistance</b>	<b>140,216,479</b>	<b>157,769,569</b>	<b>146,445,157</b>	<b>146,445,157</b>
--	--------------------	--------------------	--------------------	--------------------

## County of Marin

**Detail of Financing Uses by Function, Activity, and Budget Unit**  
**Governmental Funds**  
**Fiscal Year 2023-24**

Function, Activity, and Budget Unit 1	2021-22 Actual 2	2022-23 Estimated 3	2023-24 Recommended 4	2023-24 Adopted by the Board of Supervisors 5
--	------------------------	---------------------------	-----------------------------	--

**Education**

**Agricultural Education**

510 UC COOPERATIVE EXTENSION MARIN	329,750	312,823	359,250	359,250
<b>Activity Total: Agricultural Education</b>	<b>329,750</b>	<b>312,823</b>	<b>359,250</b>	<b>359,250</b>

**Library Services**

540 MARIN COUNTY FREE LIBRARY	20,550,034	20,668,963	24,728,011	24,728,011
<b>Activity Total: Library Services</b>	<b>20,550,034</b>	<b>20,668,963</b>	<b>24,728,011</b>	<b>24,728,011</b>

<b>Function Total: Education</b>	<b>20,879,784</b>	<b>20,981,786</b>	<b>25,087,261</b>	<b>25,087,261</b>
----------------------------------	-------------------	-------------------	-------------------	-------------------

## County of Marin

### Detail of Financing Uses by Function, Activity, and Budget Unit Governmental Funds Fiscal Year 2023-24

Function, Activity, and Budget Unit 1	2021-22 Actual 2	2022-23 Estimated 3	2023-24 Recommended 4	2023-24 Adopted by the Board of Supervisors 5
--	------------------------	---------------------------	-----------------------------	--

#### Recreation and Cultural Services

##### Cultural Services

530 CULTURAL SERVICES	2,989,563	5,542,071	3,564,368	3,564,368
<b>Activity Total: Cultural Services</b>	<b>2,989,563</b>	<b>5,542,071</b>	<b>3,564,368</b>	<b>3,564,368</b>

##### Recreation Facilities

520 MARIN COUNTY PARKS	15,980,394	19,360,679	22,646,771	22,646,771
659 MARIN COUNTY OPEN SPACE	0	0	0	0
<b>Activity Total: Recreation Facilities</b>	<b>15,980,394</b>	<b>19,360,679</b>	<b>22,646,771</b>	<b>22,646,771</b>

<b>Function Total: Recreation and Cultural Services</b>	<b>18,969,957</b>	<b>24,902,750</b>	<b>26,211,139</b>	<b>26,211,139</b>
---	-------------------	-------------------	-------------------	-------------------

# County of Marin

**Detail of Financing Uses by Function, Activity, and Budget Unit**  
**Governmental Funds**  
**Fiscal Year 2023-24**

Function, Activity, and Budget Unit 1	2021-22 Actual 2	2022-23 Estimated 3	2023-24 Recommended 4	2023-24 Adopted by the Board of Supervisors 5
--	------------------------	---------------------------	-----------------------------	--

<b>Grand Total of Financing Uses by Function</b>	<b>850,317,918</b>	<b>847,888,706</b>	<b>896,796,411</b>	<b>896,796,411</b>
--	--------------------	--------------------	--------------------	--------------------

# County of Marin

## Financing Sources and Uses by Budget Unit by Object Governmental Funds Fiscal Year 2023-24

Detail by Revenue Category and Expenditure Object	2021-22 Actual	2022-23 Estimated	2023-24 Recommended	2023-24 Adopted by the Board of Supervisors
1	2	3	4	5

**Budget Unit:** 100 HEALTH AND HUMAN SERVICES

**Function:** Public Protection

**Activity:** Other Protection

**Revenues**

Use of Money and Property	(352,649)	401,687	8,000	8,000
Intergovernmental Revenues	104,120	111,363	150,000	150,000
Charges for Current Services	175,030	105,482	236,000	236,000
Miscellaneous Revenues	0	0	0	0
Other Financing Sources	150,000	150,000	150,000	150,000
<b>Total Revenues</b>	<b>76,501</b>	<b>768,532</b>	<b>544,000</b>	<b>544,000</b>

**Expenditures/Appropriations**

Salary and Employee Benefits	1,869,533	2,074,389	2,002,577	2,002,577
Services and Supplies	74,516	86,763	94,128	94,128
Support of Clients	1,920	7,449	17,000	17,000
Intrafund Expense	(321,632)	(227,924)	(222,558)	(222,558)
Interfund Expense	420,295	680,821	596,745	596,745
Transfers Out	150,000	150,000	150,000	150,000

<b>Total Expenditures/Appropriations</b>	<b>2,194,632</b>	<b>2,771,498</b>	<b>2,637,892</b>	<b>2,637,892</b>
--	------------------	------------------	------------------	------------------

<b>Activity Total: Other Protection</b>	<b>2,118,131</b>	<b>2,002,966</b>	<b>2,093,892</b>	<b>2,093,892</b>
---	------------------	------------------	------------------	------------------

<b>Function Total: Public Protection</b>	<b>2,118,131</b>	<b>2,002,966</b>	<b>2,093,892</b>	<b>2,093,892</b>
--	------------------	------------------	------------------	------------------

# County of Marin

## Financing Sources and Uses by Budget Unit by Object Governmental Funds Fiscal Year 2023-24

Detail by Revenue Category and Expenditure Object	2021-22 Actual	2022-23 Estimated	2023-24 Recommended	2023-24 Adopted by the Board of Supervisors
1	2	3	4	5

**Budget Unit:** 100 HEALTH AND HUMAN SERVICES

**Function:** Health and Sanitation

**Activity:** California Children Services

### Revenues

Use of Money and Property	(30,026)	30,026	0	0
Intergovernmental Revenues	3,656,447	3,619,769	3,202,681	3,202,681
Charges for Current Services	0	2,740	0	0
Miscellaneous Revenues	0	0	0	0
Other Financing Sources	2,195,427	2,473,937	2,095,813	2,095,813
<b>Total Revenues</b>	<b>5,821,848</b>	<b>6,126,472</b>	<b>5,298,494</b>	<b>5,298,494</b>

### Expenditures/Appropriations

Salary and Employee Benefits	1,332,077	1,320,941	2,110,277	2,110,277
Services and Supplies	74,086	71,723	195,908	195,908
Intrafund Expense	195,353	259,358	308,277	308,277
Interfund Expense	198,948	321,672	316,703	316,703
Transfers Out	2,195,426	2,473,937	2,295,933	2,295,933
Claims Expense	2,000	3,378	71,396	71,396
<b>Total Expenditures/Appropriations</b>	<b>3,997,890</b>	<b>4,451,009</b>	<b>5,298,494</b>	<b>5,298,494</b>

<b>Activity Total: California Children Services</b>	<b>(1,823,958)</b>	<b>(1,675,463)</b>	<b>0</b>	<b>0</b>
---	--------------------	--------------------	----------	----------

# County of Marin

## Financing Sources and Uses by Budget Unit by Object Governmental Funds Fiscal Year 2023-24

Detail by Revenue Category and Expenditure Object	2021-22 Actual	2022-23 Estimated	2023-24 Recommended	2023-24 Adopted by the Board of Supervisors
1	2	3	4	5

**Budget Unit:** 100 HEALTH AND HUMAN SERVICES

**Function:** Health and Sanitation

**Activity:** Health

### Revenues

Licenses, Permits and Franchises	4,450	4,858	5,000	5,000
Fines, Forfeitures, and Penalties	514,487	446,858	816,135	816,135
Use of Money and Property	(396,066)	1,055,201	0	0
Intergovernmental Revenues	101,349,345	116,145,654	96,185,427	96,185,427
Charges for Current Services	1,358,537	3,573,415	1,172,974	1,172,974
Miscellaneous Revenues	161,102	1,476,487	840,688	840,688
Other Financing Sources	35,541,048	50,460,205	33,934,679	33,934,679
<b>Total Revenues</b>	<b>138,532,903</b>	<b>173,162,678</b>	<b>132,954,903</b>	<b>132,954,903</b>

### Expenditures/Appropriations

Salary and Employee Benefits	58,024,768	62,816,470	75,746,700	75,746,700
Services and Supplies	52,307,256	60,975,972	48,593,430	48,593,430
Support of Clients	14,496,734	15,300,798	17,870,003	17,870,003
Capital Assets	0	0	0	0
Intrafund Expense	(5,259,944)	(7,546,333)	(9,127,074)	(9,127,074)
Interfund Expense	8,854,835	7,673,255	8,387,836	8,387,836
Transfers Out	31,949,862	43,283,066	33,335,840	33,335,840
Contingencies	0	0	0	0
Claims Expense	720,575	676,093	821,030	821,030
<b>Total Expenditures/Appropriations</b>	<b>161,094,086</b>	<b>183,179,321</b>	<b>175,627,765</b>	<b>175,627,765</b>

**Activity Total: Health**

**22,561,183**

**10,016,643**

**42,672,862**

**42,672,862**



# County of Marin

**Financing Sources and Uses by Budget Unit by Object**  
**Governmental Funds**  
**Fiscal Year 2023-24**

Detail by Revenue Category and Expenditure Object	2021-22 Actual	2022-23 Estimated	2023-24 Recommended	2023-24 Adopted by the Board of Supervisors
1	2	3	4	5

<b>Function Total: Health and Sanitation</b>	<b>20,737,225</b>	<b>8,341,180</b>	<b>42,672,862</b>	<b>42,672,862</b>
--	-------------------	------------------	-------------------	-------------------

# County of Marin

## Financing Sources and Uses by Budget Unit by Object Governmental Funds Fiscal Year 2023-24

Detail by Revenue Category and Expenditure Object	2021-22 Actual	2022-23 Estimated	2023-24 Recommended	2023-24 Adopted by the Board of Supervisors
1	2	3	4	5

**Budget Unit:** 100 HEALTH AND HUMAN SERVICES

**Function:** Public Assistance

**Activity:** Administration

**Revenues**

Licenses, Permits and Franchises	35,574	39,554	66,000	66,000
Use of Money and Property	(8,286)	135,299	0	0
Intergovernmental Revenues	85,246,037	71,506,780	81,784,527	81,784,527
Charges for Current Services	26,550	26,012	6,800	6,800
Miscellaneous Revenues	(186,773)	0	0	0
Other Financing Sources	22,659,820	31,147,291	25,438,761	25,438,761
<b>Total Revenues</b>	<b>107,772,922</b>	<b>102,854,936</b>	<b>107,296,088</b>	<b>107,296,088</b>

**Expenditures/Appropriations**

Salary and Employee Benefits	36,748,613	40,155,752	44,784,873	44,784,873
Services and Supplies	5,248,267	5,110,143	5,771,176	5,771,176
Support of Clients	25,569,069	31,009,642	28,420,330	28,420,330
Intrafund Expense	4,569,051	6,370,143	7,656,065	7,656,065
Interfund Expense	6,129,133	6,783,414	7,917,578	7,917,578
Other Financing Uses	0	0	0	0
Transfers Out	26,405,473	38,678,244	30,775,113	30,775,113
Contingencies	0	0	0	0
Claims Expense	0	0	0	0

<b>Total Expenditures/Appropriations</b>	<b>104,669,606</b>	<b>128,107,338</b>	<b>125,325,135</b>	<b>125,325,135</b>
--	--------------------	--------------------	--------------------	--------------------

<b>Activity Total: Administration</b>	<b>(3,103,316)</b>	<b>25,252,402</b>	<b>18,029,047</b>	<b>18,029,047</b>
---------------------------------------	--------------------	-------------------	-------------------	-------------------

# County of Marin

## Financing Sources and Uses by Budget Unit by Object Governmental Funds Fiscal Year 2023-24

Detail by Revenue Category and Expenditure Object	2021-22 Actual	2022-23 Estimated	2023-24 Recommended	2023-24 Adopted by the Board of Supervisors
1	2	3	4	5

**Budget Unit:** 100 HEALTH AND HUMAN SERVICES

**Function:** Public Assistance

**Activity:** Other Assistance

### Revenues

Intergovernmental Revenues	8,368,005	10,271,259	11,814,078	11,814,078
Charges for Current Services	3,127	8,139	0	0
Miscellaneous Revenues	6,431	0	13,500	13,500
Other Financing Sources	1,517,774	4,077,119	1,989,882	1,989,882
<b>Total Revenues</b>	<b>9,895,337</b>	<b>14,356,517</b>	<b>13,817,460</b>	<b>13,817,460</b>

### Expenditures/Appropriations

Salary and Employee Benefits	6,773,846	6,897,964	7,362,709	7,362,709
Services and Supplies	1,745,667	3,064,583	2,151,113	2,151,113
Support of Clients	2,289,015	3,341,997	3,667,241	3,667,241
Intrafund Expense	788,742	1,085,184	1,306,292	1,306,292
Interfund Expense	1,061,242	1,235,810	1,292,178	1,292,178
Transfers Out	270,000	815,919	267,504	267,504
Claims Expense	0	0	0	0

<b>Total Expenditures/Appropriations</b>	<b>12,928,512</b>	<b>16,441,457</b>	<b>16,047,037</b>	<b>16,047,037</b>
--	-------------------	-------------------	-------------------	-------------------

<b>Activity Total: Other Assistance</b>	<b>3,033,175</b>	<b>2,084,940</b>	<b>2,229,577</b>	<b>2,229,577</b>
---	------------------	------------------	------------------	------------------

# County of Marin

## Financing Sources and Uses by Budget Unit by Object Governmental Funds Fiscal Year 2023-24

Detail by Revenue Category and Expenditure Object	2021-22 Actual	2022-23 Estimated	2023-24 Recommended	2023-24 Adopted by the Board of Supervisors
1	2	3	4	5

<b>Budget Unit:</b> 100 HEALTH AND HUMAN SERVICES				
<b>Function:</b> Public Assistance				
<b>Activity:</b> Veterans Services				
<b>Revenues</b>				
Intergovernmental Revenues	55,050	70,124	46,389	46,389
Miscellaneous Revenues	500	0	0	0
<b>Total Revenues</b>	<b>55,550</b>	<b>70,124</b>	<b>46,389</b>	<b>46,389</b>
<b>Expenditures/Appropriations</b>				
Salary and Employee Benefits	242,337	328,228	366,566	366,566
Services and Supplies	9,738	11,471	15,100	15,100
Support of Clients	0	0	0	0
Intrafund Expense	28,432	59,600	43,055	43,055
Interfund Expense	41,513	57,733	67,045	67,045
<b>Total Expenditures/Appropriations</b>	<b>322,020</b>	<b>457,032</b>	<b>491,766</b>	<b>491,766</b>
<b>Activity Total: Veterans Services</b>	<b>266,470</b>	<b>386,908</b>	<b>445,377</b>	<b>445,377</b>
<b>Function Total: Public Assistance</b>	<b>196,329</b>	<b>27,724,250</b>	<b>20,704,001</b>	<b>20,704,001</b>
<b>Grand Total: 100 HEALTH AND HUMAN SERVICES</b>	<b>23,051,685</b>	<b>38,068,396</b>	<b>65,470,755</b>	<b>65,470,755</b>

# County of Marin

## Financing Sources and Uses by Budget Unit by Object Governmental Funds Fiscal Year 2023-24

Detail by Revenue Category and Expenditure Object	2021-22 Actual	2022-23 Estimated	2023-24 Recommended	2023-24 Adopted by the Board of Supervisors
1	2	3	4	5

**Budget Unit:** 200 CHILD SUPPORT SERVICES

**Function:** Public Protection

**Activity:** Judicial

### Revenues

Fines, Forfeitures, and Penalties	909,965	840,249	1,141,695	1,141,695
Use of Money and Property	(5,141)	14,420	3,000	3,000
Intergovernmental Revenues	3,383,440	3,288,247	3,312,482	3,312,482
Charges for Current Services	0	0	0	0
Miscellaneous Revenues	0	0	802,683	802,683
<b>Total Revenues</b>	<b>4,288,264</b>	<b>4,142,916</b>	<b>5,259,860</b>	<b>5,259,860</b>

### Expenditures/Appropriations

Salary and Employee Benefits	2,941,837	2,965,462	3,827,444	3,827,444
Services and Supplies	564,339	644,440	827,818	827,818
Intrafund Expense	168,671	170,657	223,907	223,907
Interfund Expense	368,256	261,183	375,891	375,891
Claims Expense	4,650	3,470	4,800	4,800
<b>Total Expenditures/Appropriations</b>	<b>4,047,753</b>	<b>4,045,212</b>	<b>5,259,860</b>	<b>5,259,860</b>

**Activity Total: Judicial**

**(240,511) (97,704) 0 0**

**Function Total: Public Protection**

**(240,511) (97,704) 0 0**

**Grand Total: 200 CHILD SUPPORT SERVICES**

**(240,511) (97,704) 0 0**

# County of Marin

## Financing Sources and Uses by Budget Unit by Object Governmental Funds Fiscal Year 2023-24

Detail by Revenue Category and Expenditure Object	2021-22 Actual	2022-23 Estimated	2023-24 Recommended	2023-24 Adopted by the Board of Supervisors
1	2	3	4	5

**Budget Unit:** 220 DISTRICT ATTORNEY

**Function:** Public Protection

**Activity:** Judicial

### Revenues

Fines, Forfeitures, and Penalties	0	0	302,207	302,207
Use of Money and Property	(188,337)	556,004	0	0
Intergovernmental Revenues	4,927,984	5,014,662	4,824,332	4,824,332
Charges for Current Services	417,115	206,381	100,085	100,085
Miscellaneous Revenues	90,554	94,226	146,942	146,942
Other Financing Sources	0	0	55,500	55,500
<b>Total Revenues</b>	<b>5,247,316</b>	<b>5,871,273</b>	<b>5,429,066</b>	<b>5,429,066</b>

### Expenditures/Appropriations

Salary and Employee Benefits	13,099,570	12,883,961	13,508,083	13,508,083
Services and Supplies	695,079	718,922	453,916	453,916
Intrafund Expense	385,144	350,604	387,774	387,774
Interfund Expense	124,541	106,602	121,374	121,374
Transfers Out	0	0	55,500	55,500
Claims Expense	164,141	255,428	195,546	195,546
<b>Total Expenditures/Appropriations</b>	<b>14,468,475</b>	<b>14,315,517</b>	<b>14,722,193</b>	<b>14,722,193</b>

<b>Activity Total: Judicial</b>	<b>9,221,159</b>	<b>8,444,244</b>	<b>9,293,127</b>	<b>9,293,127</b>
---------------------------------	------------------	------------------	------------------	------------------



# County of Marin

## Financing Sources and Uses by Budget Unit by Object Governmental Funds Fiscal Year 2023-24

Detail by Revenue Category and Expenditure Object	2021-22 Actual	2022-23 Estimated	2023-24 Recommended	2023-24 Adopted by the Board of Supervisors
1	2	3	4	5

**Budget Unit:** 230 MARIN COUNTY FIRE

**Function:** Public Protection

**Activity:** Fire Protection

**Revenues**

Taxes	7,349,770	7,617,811	7,572,150	7,572,150
Licenses, Permits and Franchises	198,698	281,897	235,000	235,000
Use of Money and Property	(11,720)	32,303	0	0
Intergovernmental Revenues	5,865,898	8,660,642	5,051,229	5,051,229
Charges for Current Services	23,985,155	22,736,976	15,531,929	15,531,929
Miscellaneous Revenues	141,000	1,811	78,000	78,000
Other Financing Sources	312,504	631,863	0	0
<b>Total Revenues</b>	<b>37,841,305</b>	<b>39,963,303</b>	<b>28,468,308</b>	<b>28,468,308</b>

**Expenditures/Appropriations**

Salary and Employee Benefits	29,081,501	27,713,019	26,710,781	26,710,781
Services and Supplies	4,805,887	7,008,739	4,976,344	4,976,344
Support of Clients	0	0	0	0
Intrafund Expense	476,649	923,927	981,995	981,995
Interfund Expense	1,624,988	1,219,767	1,639,993	1,639,993
Other Financing Uses	0	0	0	0
Transfers Out	312,504	1,777,363	0	0
Contingencies	0	0	1,500,000	1,500,000
Claims Expense	0	0	0	0
<b>Total Expenditures/Appropriations</b>	<b>36,301,529</b>	<b>38,642,815</b>	<b>35,809,113</b>	<b>35,809,113</b>

<b>Activity Total: Fire Protection</b>	<b>(1,539,776)</b>	<b>(1,320,488)</b>	<b>7,340,805</b>	<b>7,340,805</b>
--	--------------------	--------------------	------------------	------------------



# County of Marin

## Financing Sources and Uses by Budget Unit by Object Governmental Funds Fiscal Year 2023-24

Detail by Revenue Category and Expenditure Object	2021-22 Actual	2022-23 Estimated	2023-24 Recommended	2023-24 Adopted by the Board of Supervisors
1	2	3	4	5

**Budget Unit:** 230 MARIN COUNTY FIRE  
**Function:** Public Protection  
**Activity:** Other Protection

**Revenues**

Taxes	0	0	0	0
Licenses, Permits and Franchises	798	(125)	0	0
Intergovernmental Revenues	2,045,989	2,225,171	3,003,108	3,003,108
Charges for Current Services	2,615,617	2,776,388	1,685,000	1,685,000
Miscellaneous Revenues	0	0	18,300	18,300
Other Financing Sources	0	0	0	0
<b>Total Revenues</b>	<b>4,662,404</b>	<b>5,001,434</b>	<b>4,706,408</b>	<b>4,706,408</b>

**Expenditures/Appropriations**

Salary and Employee Benefits	6,757,121	9,698,785	9,963,009	9,963,009
Services and Supplies	492,323	644,620	662,458	662,458
Intrafund Expense	356	3,282	248,558	248,558
Interfund Expense	4,816	4,816	26,231	26,231
Transfers Out	0	0	0	0
Claims Expense	0	0	2,600	2,600
<b>Total Expenditures/Appropriations</b>	<b>7,254,616</b>	<b>10,351,503</b>	<b>10,902,856</b>	<b>10,902,856</b>

**Activity Total: Other Protection** **2,592,212** **5,350,069** **6,196,448** **6,196,448**

**Function Total: Public Protection** **1,052,436** **4,029,581** **13,537,253** **13,537,253**

**Grand Total: 230 MARIN COUNTY FIRE** **1,052,436** **4,029,581** **13,537,253** **13,537,253**

# County of Marin

## Financing Sources and Uses by Budget Unit by Object Governmental Funds Fiscal Year 2023-24

Detail by Revenue Category and Expenditure Object	2021-22 Actual	2022-23 Estimated	2023-24 Recommended	2023-24 Adopted by the Board of Supervisors
1	2	3	4	5

**Budget Unit:** 240 PROBATION  
**Function:** Public Protection  
**Activity:** Detention and Correction

**Revenues**

Fines, Forfeitures, and Penalties	(10,932)	3,909	10,000	10,000
Use of Money and Property	(209,289)	542,166	0	0
Intergovernmental Revenues	17,051,333	21,509,980	15,073,805	15,073,805
Charges for Current Services	30,641	93,798	20,000	20,000
Miscellaneous Revenues	0	1,550	0	0
Other Financing Sources	168,352	813	0	0
<b>Total Revenues</b>	<b>17,030,105</b>	<b>22,152,216</b>	<b>15,103,805</b>	<b>15,103,805</b>

**Expenditures/Appropriations**

Salary and Employee Benefits	16,268,124	16,836,239	20,755,118	20,755,118
Services and Supplies	4,839,354	6,020,574	4,730,752	4,730,752
Support of Clients	305,682	1,163	0	0
Capital Assets	0	0	0	0
Intrafund Expense	773,141	708,127	862,340	862,340
Interfund Expense	500,998	520,556	895,128	895,128
Transfers Out	418,352	0	0	0
Contingencies	0	0	0	0
Claims Expense	8,020	0	0	0

<b>Total Expenditures/Appropriations</b>	<b>23,113,671</b>	<b>24,086,659</b>	<b>27,243,338</b>	<b>27,243,338</b>
--	-------------------	-------------------	-------------------	-------------------

<b>Activity Total: Detention and Correction</b>	<b>6,083,566</b>	<b>1,934,443</b>	<b>12,139,533</b>	<b>12,139,533</b>
---	------------------	------------------	-------------------	-------------------

<b>Function Total: Public Protection</b>	<b>6,083,566</b>	<b>1,934,443</b>	<b>12,139,533</b>	<b>12,139,533</b>
--	------------------	------------------	-------------------	-------------------

# County of Marin

**Financing Sources and Uses by Budget Unit by Object**  
**Governmental Funds**  
**Fiscal Year 2023-24**

Detail by Revenue Category and Expenditure Object	2021-22 Actual	2022-23 Estimated	2023-24 Recommended	2023-24 Adopted by the Board of Supervisors
1	2	3	4	5

<b>Grand Total:</b>	<b>240 PROBATION</b>	<b>6,083,566</b>	<b>1,934,443</b>	<b>12,139,533</b>	<b>12,139,533</b>
---------------------	----------------------	------------------	------------------	-------------------	-------------------

# County of Marin

## Financing Sources and Uses by Budget Unit by Object Governmental Funds Fiscal Year 2023-24

Detail by Revenue Category and Expenditure Object	2021-22 Actual	2022-23 Estimated	2023-24 Recommended	2023-24 Adopted by the Board of Supervisors
1	2	3	4	5

**Budget Unit:** 250 PUBLIC DEFENDER

**Function:** Public Protection

**Activity:** Judicial

### Revenues

Use of Money and Property	0	0	0	0
Intergovernmental Revenues	2,472,115	2,457,164	2,402,692	2,402,692
Charges for Current Services	309,373	30,000	0	0
Miscellaneous Revenues	0	0	0	0
Other Financing Sources	0	0	55,500	55,500
<b>Total Revenues</b>	<b>2,781,488</b>	<b>2,487,164</b>	<b>2,458,192</b>	<b>2,458,192</b>

### Expenditures/Appropriations

Salary and Employee Benefits	7,718,481	7,922,702	8,532,144	8,532,144
Services and Supplies	255,074	290,767	299,344	299,344
Support of Clients	725	2,125	0	0
Intrafund Expense	149,480	139,859	179,497	179,497
Interfund Expense	41,873	40,219	41,873	41,873
Transfers Out	0	0	55,500	55,500
<b>Total Expenditures/Appropriations</b>	<b>8,165,633</b>	<b>8,395,672</b>	<b>9,108,358</b>	<b>9,108,358</b>

<b>Activity Total: Judicial</b>	<b>5,384,145</b>	<b>5,908,508</b>	<b>6,650,166</b>	<b>6,650,166</b>
---------------------------------	------------------	------------------	------------------	------------------

# County of Marin

## Financing Sources and Uses by Budget Unit by Object Governmental Funds Fiscal Year 2023-24

Detail by Revenue Category and Expenditure Object	2021-22 Actual	2022-23 Estimated	2023-24 Recommended	2023-24 Adopted by the Board of Supervisors
1	2	3	4	5

**Budget Unit:** 250 PUBLIC DEFENDER

**Function:** Public Protection

**Activity:** Other Protection

**Revenues**

Intergovernmental Revenues	339,812	(8,602)	0	0
<b>Total Revenues</b>	<b>339,812</b>	<b>(8,602)</b>	<b>0</b>	<b>0</b>

**Expenditures/Appropriations**

Salary and Employee Benefits	0	132,813	0	0
Services and Supplies	386	48,734	0	0
<b>Total Expenditures/Appropriations</b>	<b>386</b>	<b>181,547</b>	<b>0</b>	<b>0</b>

**Activity Total: Other Protection**

	<b>(339,426)</b>	<b>190,149</b>	<b>0</b>	<b>0</b>
--	------------------	----------------	----------	----------

**Function Total: Public Protection**

	<b>5,044,719</b>	<b>6,098,657</b>	<b>6,650,166</b>	<b>6,650,166</b>
--	------------------	------------------	------------------	------------------

**Grand Total: 250 PUBLIC DEFENDER**

	<b>5,044,719</b>	<b>6,098,657</b>	<b>6,650,166</b>	<b>6,650,166</b>
--	------------------	------------------	------------------	------------------

# County of Marin

## Financing Sources and Uses by Budget Unit by Object Governmental Funds Fiscal Year 2023-24

Detail by Revenue Category and Expenditure Object	2021-22 Actual	2022-23 Estimated	2023-24 Recommended	2023-24 Adopted by the Board of Supervisors
1	2	3	4	5

**Budget Unit:** 260 SHERIFF CORONERS OFFICE  
**Function:** Public Protection  
**Activity:** Detention and Correction

Revenues				
Intergovernmental Revenues	9,096,908	8,035,139	9,675,764	9,675,764
Charges for Current Services	4,402,538	3,935,535	4,375,578	4,375,578
Miscellaneous Revenues	357	357	500	500
Other Financing Sources	49,000	49,000	49,000	49,000
<b>Total Revenues</b>	<b>13,548,803</b>	<b>12,020,031</b>	<b>14,100,842</b>	<b>14,100,842</b>
Expenditures/Appropriations				
Salary and Employee Benefits	26,758,045	27,443,023	26,911,939	26,911,939
Services and Supplies	1,364,300	1,651,499	1,875,457	1,875,457
Support of Clients	0	0	0	0
Intrafund Expense	1,506,632	1,496,969	1,508,470	1,508,470
Interfund Expense	1,081,403	1,372,129	1,600,994	1,600,994
Transfers Out	49,000	49,000	49,000	49,000
Contingencies	0	0	0	0
Claims Expense	8	193	0	0
<b>Total Expenditures/Appropriations</b>	<b>30,759,388</b>	<b>32,012,813</b>	<b>31,945,860</b>	<b>31,945,860</b>
<b>Activity Total: Detention and Correction</b>	<b>17,210,585</b>	<b>19,992,782</b>	<b>17,845,018</b>	<b>17,845,018</b>

# County of Marin

## Financing Sources and Uses by Budget Unit by Object Governmental Funds Fiscal Year 2023-24

Detail by Revenue Category and Expenditure Object	2021-22 Actual	2022-23 Estimated	2023-24 Recommended	2023-24 Adopted by the Board of Supervisors
1	2	3	4	5

**Budget Unit:** 260 SHERIFF CORONERS OFFICE

**Function:** Public Protection

**Activity:** Other Protection

**Revenues**

Use of Money and Property	8,206	(8,206)	0	0
Intergovernmental Revenues	1,098,545	904,663	449,105	449,105
Charges for Current Services	135,419	193,916	61,825	61,825
Miscellaneous Revenues	0	0	6,000	6,000
Other Financing Sources	0	0	0	0
<b>Total Revenues</b>	<b>1,242,170</b>	<b>1,090,373</b>	<b>516,930</b>	<b>516,930</b>

**Expenditures/Appropriations**

Salary and Employee Benefits	1,818,329	1,309,177	886,557	886,557
Services and Supplies	1,150,300	981,539	448,398	448,398
Support of Clients	0	0	0	0
Intrafund Expense	188,477	176,339	156,337	156,337
Interfund Expense	91,127	57,787	71,492	71,492
Transfers Out	0	0	0	0
Claims Expense	100	0	28,320	28,320
<b>Total Expenditures/Appropriations</b>	<b>3,248,333</b>	<b>2,524,842</b>	<b>1,591,104</b>	<b>1,591,104</b>
<b>Activity Total: Other Protection</b>	<b>2,006,163</b>	<b>1,434,469</b>	<b>1,074,174</b>	<b>1,074,174</b>

# County of Marin

## Financing Sources and Uses by Budget Unit by Object Governmental Funds Fiscal Year 2023-24

Detail by Revenue Category and Expenditure Object	2021-22 Actual	2022-23 Estimated	2023-24 Recommended	2023-24 Adopted by the Board of Supervisors
1	2	3	4	5

**Budget Unit:** 260 SHERIFF CORONERS OFFICE

**Function:** Public Protection

**Activity:** Police Protection

### Revenues

Fines, Forfeitures, and Penalties	274,864	239,249	410,000	410,000
Use of Money and Property	(103,876)	258,154	0	0
Intergovernmental Revenues	10,723,633	10,265,491	11,080,536	11,080,536
Charges for Current Services	5,288,845	7,245,744	6,641,281	6,641,281
Miscellaneous Revenues	60,073	20,333	40,239	40,239
Other Financing Sources	516,715	490,992	258,729	258,729
<b>Total Revenues</b>	<b>16,760,254</b>	<b>18,519,963</b>	<b>18,430,785</b>	<b>18,430,785</b>

### Expenditures/Appropriations

Salary and Employee Benefits	35,673,007	36,431,862	39,648,419	39,648,419
Services and Supplies	3,394,466	3,957,550	2,966,864	2,966,864
Support of Clients	0	0	0	0
Intrafund Expense	2,905,203	3,177,610	4,176,778	4,176,778
Interfund Expense	209,693	262,836	322,568	322,568
Transfers Out	180,223	490,992	258,729	258,729
Contingencies	0	0	0	0
Claims Expense	397	0	0	0

**Total Expenditures/Appropriations** **42,362,989** **44,320,850** **47,373,358** **47,373,358**

**Activity Total: Police Protection** **25,602,735** **25,800,887** **28,942,573** **28,942,573**

**Function Total: Public Protection** **44,819,483** **47,228,138** **47,861,765** **47,861,765**

**Grand Total: 260 SHERIFF CORONERS OFFICE** **44,819,483** **47,228,138** **47,861,765** **47,861,765**



# County of Marin

## Financing Sources and Uses by Budget Unit by Object Governmental Funds Fiscal Year 2023-24

Detail by Revenue Category and Expenditure Object	2021-22 Actual	2022-23 Estimated	2023-24 Recommended	2023-24 Adopted by the Board of Supervisors
1	2	3	4	5

**Budget Unit:** 300 COUNTY ADMINISTRATORS OFFICE

**Function:** General Government

**Activity:** Legislative and Administrative

### Revenues

Use of Money and Property	66,713	0	146,525	146,525
Charges for Current Services	0	93,338	105,000	105,000
Miscellaneous Revenues	0	0	0	0
Other Financing Sources	0	0	0	0
<b>Total Revenues</b>	<b>66,713</b>	<b>93,338</b>	<b>251,525</b>	<b>251,525</b>

### Expenditures/Appropriations

Salary and Employee Benefits	4,189,577	5,369,386	6,350,506	6,350,506
Services and Supplies	5,399,433	5,190,019	7,955,532	7,955,532
Intrafund Expense	(91,806)	52,268	149,149	149,149
Interfund Expense	(1,267,020)	(734,369)	(1,041,846)	(1,041,846)
Other Financing Uses	779,441	1,648,794	0	0
Transfers Out	0	0	0	0
Claims Expense	0	(61,453)	0	0
<b>Total Expenditures/Appropriations</b>	<b>9,009,625</b>	<b>11,464,645</b>	<b>13,413,341</b>	<b>13,413,341</b>

<b>Activity Total: Legislative and Administrative</b>	<b>8,942,912</b>	<b>11,371,307</b>	<b>13,161,816</b>	<b>13,161,816</b>
---	------------------	-------------------	-------------------	-------------------

# County of Marin

**Financing Sources and Uses by Budget Unit by Object**  
**Governmental Funds**  
**Fiscal Year 2023-24**

Detail by Revenue Category and Expenditure Object	2021-22 Actual	2022-23 Estimated	2023-24 Recommended	2023-24 Adopted by the Board of Supervisors
1	2	3	4	5

**Budget Unit:** 300 COUNTY ADMINISTRATORS OFFICE

**Function:** General Government

**Activity:** Other General

**Expenditures/Appropriations**

Salary and Employee Benefits	0	0	0	0
<b>Total Expenditures/Appropriations</b>	<b>0</b>	<b>0</b>	<b>0</b>	<b>0</b>
<b>Activity Total: Other General</b>	<b>0</b>	<b>0</b>	<b>0</b>	<b>0</b>

# County of Marin

## Financing Sources and Uses by Budget Unit by Object Governmental Funds Fiscal Year 2023-24

Detail by Revenue Category and Expenditure Object	2021-22 Actual	2022-23 Estimated	2023-24 Recommended	2023-24 Adopted by the Board of Supervisors
1	2	3	4	5

**Budget Unit:** 300 COUNTY ADMINISTRATORS OFFICE

**Function:** General Government

**Activity:** Property Management

### Revenues

Intergovernmental Revenues	0	0	0	0
Charges for Current Services	0	0	131,720	131,720
Miscellaneous Revenues	2,310	0	0	0
Other Financing Sources	84,897	84,897	125,640	125,640
<b>Total Revenues</b>	<b>87,207</b>	<b>84,897</b>	<b>257,360</b>	<b>257,360</b>

### Expenditures/Appropriations

Salary and Employee Benefits	355,947	350,379	451,787	451,787
Services and Supplies	1,650	806,189	5,000	5,000
Intrafund Expense	0	0	65	65
Interfund Expense	1,862	1,862	2,078	2,078

<b>Total Expenditures/Appropriations</b>	<b>359,459</b>	<b>1,158,430</b>	<b>458,930</b>	<b>458,930</b>
--	----------------	------------------	----------------	----------------

<b>Activity Total: Property Management</b>	<b>272,252</b>	<b>1,073,533</b>	<b>201,570</b>	<b>201,570</b>
--	----------------	------------------	----------------	----------------

<b>Function Total: General Government</b>	<b>9,215,164</b>	<b>12,444,840</b>	<b>13,363,386</b>	<b>13,363,386</b>
---	------------------	-------------------	-------------------	-------------------

# County of Marin

## Financing Sources and Uses by Budget Unit by Object Governmental Funds Fiscal Year 2023-24

Detail by Revenue Category and Expenditure Object	2021-22 Actual	2022-23 Estimated	2023-24 Recommended	2023-24 Adopted by the Board of Supervisors
1	2	3	4	5

**Budget Unit:** 300 COUNTY ADMINISTRATORS OFFICE  
**Function:** Public Protection  
**Activity:** Other Protection

Revenues				
Licenses, Permits and Franchises	0	0	0	0
Fines, Forfeitures, and Penalties	0	0	0	0
Intergovernmental Revenues	0	0	0	0
Charges for Current Services	0	0	0	0
Miscellaneous Revenues	0	0	0	0
<b>Total Revenues</b>	<b>0</b>	<b>0</b>	<b>0</b>	<b>0</b>
Expenditures/Appropriations				
Salary and Employee Benefits	0	0	0	0
Services and Supplies	0	0	0	0
Intrafund Expense	0	0	0	0
Interfund Expense	0	0	0	0
Other Financing Uses	0	0	0	0
<b>Total Expenditures/Appropriations</b>	<b>0</b>	<b>0</b>	<b>0</b>	<b>0</b>
<b>Activity Total: Other Protection</b>	<b>0</b>	<b>0</b>	<b>0</b>	<b>0</b>
<b>Function Total: Public Protection</b>	<b>0</b>	<b>0</b>	<b>0</b>	<b>0</b>
<b>Grand Total: 300 COUNTY ADMINISTRATORS OFFICE</b>	<b>9,215,164</b>	<b>12,444,840</b>	<b>13,363,386</b>	<b>13,363,386</b>

# County of Marin

## Financing Sources and Uses by Budget Unit by Object Governmental Funds Fiscal Year 2023-24

Detail by Revenue Category and Expenditure Object	2021-22 Actual	2022-23 Estimated	2023-24 Recommended	2023-24 Adopted by the Board of Supervisors
1	2	3	4	5

**Budget Unit:** 310 ASSESSOR RECORDER COUNTY CLERK

**Function:** General Government

**Activity:** Finance

### Revenues

Taxes	0	0	0	0
Use of Money and Property	(145,931)	145,931	0	0
Charges for Current Services	1,961,670	2,074,722	1,960,000	1,960,000
Miscellaneous Revenues	8,470	7,454	35,000	35,000
<b>Total Revenues</b>	<b>1,824,209</b>	<b>2,228,107</b>	<b>1,995,000</b>	<b>1,995,000</b>

### Expenditures/Appropriations

Salary and Employee Benefits	8,089,982	7,985,467	8,382,321	8,382,321
Services and Supplies	137,313	149,547	208,500	208,500
Intrafund Expense	296,065	294,417	281,898	281,898
Interfund Expense	57,689	57,689	63,942	63,942
Transfers Out	280,000	0	0	0

<b>Total Expenditures/Appropriations</b>	<b>8,861,049</b>	<b>8,487,120</b>	<b>8,936,661</b>	<b>8,936,661</b>
--	------------------	------------------	------------------	------------------

<b>Activity Total: Finance</b>	<b>7,036,840</b>	<b>6,259,013</b>	<b>6,941,661</b>	<b>6,941,661</b>
--------------------------------	------------------	------------------	------------------	------------------

<b>Function Total: General Government</b>	<b>7,036,840</b>	<b>6,259,013</b>	<b>6,941,661</b>	<b>6,941,661</b>
---	------------------	------------------	------------------	------------------

# County of Marin

## Financing Sources and Uses by Budget Unit by Object Governmental Funds Fiscal Year 2023-24

Detail by Revenue Category and Expenditure Object	2021-22 Actual	2022-23 Estimated	2023-24 Recommended	2023-24 Adopted by the Board of Supervisors
1	2	3	4	5

**Budget Unit:** 310 ASSESSOR RECORDER COUNTY CLERK  
**Function:** Public Protection  
**Activity:** Other Protection

<b>Revenues</b>				
Use of Money and Property	(18,796)	46,199	0	0
Charges for Current Services	2,091,739	1,219,069	2,152,685	2,152,685
Miscellaneous Revenues	100	290	0	0
Other Financing Sources	260,665	260,665	260,665	260,665
<b>Total Revenues</b>	<b>2,333,708</b>	<b>1,526,223</b>	<b>2,413,350</b>	<b>2,413,350</b>
<b>Expenditures/Appropriations</b>				
Salary and Employee Benefits	1,718,364	1,809,278	2,077,720	2,077,720
Services and Supplies	755,047	253,758	445,387	445,387
Intrafund Expense	31,335	52,100	66,895	66,895
Interfund Expense	54,640	55,465	54,757	54,757
Transfers Out	260,665	260,665	260,665	260,665
<b>Total Expenditures/Appropriations</b>	<b>2,820,051</b>	<b>2,431,266</b>	<b>2,905,424</b>	<b>2,905,424</b>
<b>Activity Total: Other Protection</b>	<b>486,343</b>	<b>905,043</b>	<b>492,074</b>	<b>492,074</b>
<b>Function Total: Public Protection</b>	<b>486,343</b>	<b>905,043</b>	<b>492,074</b>	<b>492,074</b>
<b>Grand Total:</b>	<b>310 ASSESSOR RECORDER COUNTY CLERK</b>	<b>7,523,183</b>	<b>7,164,056</b>	<b>7,433,735</b>

# County of Marin

## Financing Sources and Uses by Budget Unit by Object Governmental Funds Fiscal Year 2023-24

Detail by Revenue Category and Expenditure Object	2021-22 Actual	2022-23 Estimated	2023-24 Recommended	2023-24 Adopted by the Board of Supervisors
1	2	3	4	5

**Budget Unit:** 320 DEPARTMENT OF FINANCE

**Function:** General Government

**Activity:** Finance

**Revenues**

Taxes	88,636	72,730	90,000	90,000
Fines, Forfeitures, and Penalties	104,505	108,250	93,900	93,900
Use of Money and Property	(3,902,432)	3,902,432	0	0
Intergovernmental Revenues	232,030	248,912	215,000	215,000
Charges for Current Services	3,139,885	3,299,397	3,290,687	3,290,687
Miscellaneous Revenues	67,366	209,220	55,000	55,000
<b>Total Revenues</b>	<b>(270,010)</b>	<b>7,840,941</b>	<b>3,744,587</b>	<b>3,744,587</b>

**Expenditures/Appropriations**

Salary and Employee Benefits	7,564,894	7,261,422	8,912,935	8,912,935
Services and Supplies	726,742	767,937	828,803	828,803
Intrafund Expense	291,473	331,876	341,762	341,762
Interfund Expense	52,021	50,738	55,590	55,590
Other Financing Uses	0	0	0	0
Transfers Out	0	280,000	0	0
<b>Total Expenditures/Appropriations</b>	<b>8,635,130</b>	<b>8,691,973</b>	<b>10,139,090</b>	<b>10,139,090</b>

<b>Activity Total: Finance</b>	<b>8,905,140</b>	<b>851,032</b>	<b>6,394,503</b>	<b>6,394,503</b>
--------------------------------	------------------	----------------	------------------	------------------

<b>Function Total: General Government</b>	<b>8,905,140</b>	<b>851,032</b>	<b>6,394,503</b>	<b>6,394,503</b>
---	------------------	----------------	------------------	------------------

# County of Marin

## Financing Sources and Uses by Budget Unit by Object Governmental Funds Fiscal Year 2023-24

Detail by Revenue Category and Expenditure Object	2021-22 Actual	2022-23 Estimated	2023-24 Recommended	2023-24 Adopted by the Board of Supervisors
1	2	3	4	5

**Budget Unit:** 320 DEPARTMENT OF FINANCE

**Function:** Public Protection

**Activity:** Other Protection

### Revenues

Use of Money and Property	2,187	3,819	0	0
Charges for Current Services	100,000	475,000	468,405	468,405
<b>Total Revenues</b>	<b>102,187</b>	<b>478,819</b>	<b>468,405</b>	<b>468,405</b>

### Expenditures/Appropriations

Salary and Employee Benefits	403,453	453,798	622,758	622,758
Services and Supplies	45,062	49,463	54,407	54,407
Intrafund Expense	13,267	12,733	35,387	35,387
Interfund Expense	3,853	3,853	4,284	4,284
Other Financing Uses	0	0	0	0
<b>Total Expenditures/Appropriations</b>	<b>465,635</b>	<b>519,847</b>	<b>716,836</b>	<b>716,836</b>

**Activity Total: Other Protection**

	<b>363,448</b>	<b>41,028</b>	<b>248,431</b>	<b>248,431</b>
--	----------------	---------------	----------------	----------------

<b>Function Total: Public Protection</b>	<b>363,448</b>	<b>41,028</b>	<b>248,431</b>	<b>248,431</b>
--	----------------	---------------	----------------	----------------

<b>Grand Total: 320 DEPARTMENT OF FINANCE</b>	<b>9,268,588</b>	<b>892,060</b>	<b>6,642,934</b>	<b>6,642,934</b>
---	------------------	----------------	------------------	------------------



# County of Marin

## Financing Sources and Uses by Budget Unit by Object Governmental Funds Fiscal Year 2023-24

Detail by Revenue Category and Expenditure Object	2021-22 Actual	2022-23 Estimated	2023-24 Recommended	2023-24 Adopted by the Board of Supervisors
1	2	3	4	5

**Budget Unit:** 330 BOARD OF SUPERVISORS

**Function:** General Government

**Activity:** Legislative and Administrative

**Revenues**

Charges for Current Services	115,054	13,100	0	0
Miscellaneous Revenues	0	0	0	0
<b>Total Revenues</b>	<b>115,054</b>	<b>13,100</b>	<b>0</b>	<b>0</b>

**Expenditures/Appropriations**

Salary and Employee Benefits	3,420,897	2,718,755	2,785,245	2,785,245
Services and Supplies	133,042	19,036	12,000	12,000
Intrafund Expense	198,579	27	0	0
Interfund Expense	17,658	14,445	16,060	16,060
<b>Total Expenditures/Appropriations</b>	<b>3,770,176</b>	<b>2,752,263</b>	<b>2,813,305</b>	<b>2,813,305</b>

<b>Activity Total: Legislative and Administrative</b>	<b>3,655,122</b>	<b>2,739,163</b>	<b>2,813,305</b>	<b>2,813,305</b>
---	------------------	------------------	------------------	------------------

<b>Function Total: General Government</b>	<b>3,655,122</b>	<b>2,739,163</b>	<b>2,813,305</b>	<b>2,813,305</b>
---	------------------	------------------	------------------	------------------

<b>Grand Total: 330 BOARD OF SUPERVISORS</b>	<b>3,655,122</b>	<b>2,739,163</b>	<b>2,813,305</b>	<b>2,813,305</b>
--	------------------	------------------	------------------	------------------

# County of Marin

## Financing Sources and Uses by Budget Unit by Object Governmental Funds Fiscal Year 2023-24

Detail by Revenue Category and Expenditure Object	2021-22 Actual	2022-23 Estimated	2023-24 Recommended	2023-24 Adopted by the Board of Supervisors
1	2	3	4	5

**Budget Unit:** 340 COUNTY COUNSEL  
**Function:** General Government  
**Activity:** County Counsel

Revenues				
Charges for Current Services	557,470	683,307	570,000	570,000
Miscellaneous Revenues	25,903	7,339	0	0
<b>Total Revenues</b>	<b>583,373</b>	<b>690,646</b>	<b>570,000</b>	<b>570,000</b>
Expenditures/Appropriations				
Salary and Employee Benefits	4,727,759	5,064,411	5,584,478	5,584,478
Services and Supplies	204,278	179,641	473,332	473,332
Intrafund Expense	137,631	147,192	168,732	168,732
Interfund Expense	21,771	21,124	21,124	21,124
<b>Total Expenditures/Appropriations</b>	<b>5,091,439</b>	<b>5,412,368</b>	<b>6,247,666</b>	<b>6,247,666</b>
<b>Activity Total: County Counsel</b>	<b>4,508,066</b>	<b>4,721,722</b>	<b>5,677,666</b>	<b>5,677,666</b>

# County of Marin

## Financing Sources and Uses by Budget Unit by Object Governmental Funds Fiscal Year 2023-24

Detail by Revenue Category and Expenditure Object	2021-22 Actual	2022-23 Estimated	2023-24 Recommended	2023-24 Adopted by the Board of Supervisors
1	2	3	4	5

**Budget Unit:** 340 COUNTY COUNSEL

**Function:** General Government

**Activity:** Personnel

### Expenditures/Appropriations

Salary and Employee Benefits	38,189	44,472	50,525	50,525
Services and Supplies	86,760	92,175	97,800	97,800
Intrafund Expense	23,361	17,630	24,331	24,331
Interfund Expense	385	385	385	385
<b>Total Expenditures/Appropriations</b>	<b>148,695</b>	<b>154,662</b>	<b>173,041</b>	<b>173,041</b>
<b>Activity Total: Personnel</b>	<b>148,695</b>	<b>154,662</b>	<b>173,041</b>	<b>173,041</b>
<b>Function Total: General Government</b>	<b>4,656,761</b>	<b>4,876,384</b>	<b>5,850,707</b>	<b>5,850,707</b>
<b>Grand Total: 340 COUNTY COUNSEL</b>	<b>4,656,761</b>	<b>4,876,384</b>	<b>5,850,707</b>	<b>5,850,707</b>

# County of Marin

## Financing Sources and Uses by Budget Unit by Object Governmental Funds Fiscal Year 2023-24

Detail by Revenue Category and Expenditure Object	2021-22 Actual	2022-23 Estimated	2023-24 Recommended	2023-24 Adopted by the Board of Supervisors
1	2	3	4	5

<b>Budget Unit:</b>	350 HUMAN RESOURCES			
<b>Function:</b>	General Government			
<b>Activity:</b>	Personnel			
<b>Revenues</b>				
Intergovernmental Revenues	0	25,000	0	0
Charges for Current Services	0	0	0	0
Miscellaneous Revenues	0	0	0	0
<b>Total Revenues</b>	<b>0</b>	<b>25,000</b>	<b>0</b>	<b>0</b>
<b>Expenditures/Appropriations</b>				
Salary and Employee Benefits	5,699,776	5,596,908	7,275,974	7,275,974
Services and Supplies	1,279,981	2,041,116	1,014,536	1,014,536
Support of Clients	0	0	0	0
Intrafund Expense	205,262	191,525	209,907	209,907
Interfund Expense	25,423	35,423	35,423	35,423
Claims Expense	0	0	0	0
<b>Total Expenditures/Appropriations</b>	<b>7,210,442</b>	<b>7,864,972</b>	<b>8,535,840</b>	<b>8,535,840</b>
<b>Activity Total: Personnel</b>	<b>7,210,442</b>	<b>7,839,972</b>	<b>8,535,840</b>	<b>8,535,840</b>
<b>Function Total: General Government</b>	<b>7,210,442</b>	<b>7,839,972</b>	<b>8,535,840</b>	<b>8,535,840</b>
<b>Grand Total: 350 HUMAN RESOURCES</b>	<b>7,210,442</b>	<b>7,839,972</b>	<b>8,535,840</b>	<b>8,535,840</b>

# County of Marin

## Financing Sources and Uses by Budget Unit by Object Governmental Funds Fiscal Year 2023-24

Detail by Revenue Category and Expenditure Object	2021-22 Actual	2022-23 Estimated	2023-24 Recommended	2023-24 Adopted by the Board of Supervisors
1	2	3	4	5

**Budget Unit:** 360 INFORMATION SVC AND TECHNOLOGY  
**Function:** General Government  
**Activity:** Other General

<b>Revenues</b>				
Intergovernmental Revenues	35,700	38,180	0	0
Charges for Current Services	1,665,267	860,716	1,448,949	1,448,949
Miscellaneous Revenues	0	0	0	0
Other Financing Sources	794,997	2,722,363	0	0
<b>Total Revenues</b>	<b>2,495,964</b>	<b>3,621,259</b>	<b>1,448,949</b>	<b>1,448,949</b>
<b>Expenditures/Appropriations</b>				
Salary and Employee Benefits	16,481,379	16,969,740	18,147,599	18,147,599
Services and Supplies	8,383,812	8,311,644	5,925,501	5,925,501
Intrafund Expense	(373,200)	(196,993)	(382,827)	(382,827)
Interfund Expense	(137,077)	(344,042)	(126,779)	(126,779)
Transfers Out	0	82,900	0	0
<b>Total Expenditures/Appropriations</b>	<b>24,354,914</b>	<b>24,823,249</b>	<b>23,563,494</b>	<b>23,563,494</b>
<b>Activity Total: Other General</b>	<b>21,858,950</b>	<b>21,201,990</b>	<b>22,114,545</b>	<b>22,114,545</b>
<b>Function Total: General Government</b>	<b>21,858,950</b>	<b>21,201,990</b>	<b>22,114,545</b>	<b>22,114,545</b>
<b>Grand Total:</b>	<b>360 INFORMATION SVC AND TECHNOLOGY</b>	<b>21,858,950</b>	<b>21,201,990</b>	<b>22,114,545</b>

# County of Marin

## Financing Sources and Uses by Budget Unit by Object Governmental Funds Fiscal Year 2023-24

Detail by Revenue Category and Expenditure Object	2021-22 Actual	2022-23 Estimated	2023-24 Recommended	2023-24 Adopted by the Board of Supervisors
1	2	3	4	5

**Budget Unit:** 380 MCERA  
**Function:** General Government  
**Activity:** Other General

**Revenues**

Use of Money and Property	(235)	235	0	0
Intergovernmental Revenues	2,689,979	2,908,388	0	0
Miscellaneous Revenues	0	0	3,375,995	3,375,995
<b>Total Revenues</b>	<b>2,689,744</b>	<b>2,908,623</b>	<b>3,375,995</b>	<b>3,375,995</b>

**Expenditures/Appropriations**

Salary and Employee Benefits	2,688,638	2,905,897	3,354,574	3,354,574
Services and Supplies	3,071	2,489	0	0
Interfund Expense	17,109	0	21,421	21,421
<b>Total Expenditures/Appropriations</b>	<b>2,708,818</b>	<b>2,908,386</b>	<b>3,375,995</b>	<b>3,375,995</b>

<b>Activity Total: Other General</b>	<b>19,074</b>	<b>(237)</b>	<b>0</b>	<b>0</b>
<b>Function Total: General Government</b>	<b>19,074</b>	<b>(237)</b>	<b>0</b>	<b>0</b>
<b>Grand Total: 380 MCERA</b>	<b>19,074</b>	<b>(237)</b>	<b>0</b>	<b>0</b>

# County of Marin

## Financing Sources and Uses by Budget Unit by Object Governmental Funds Fiscal Year 2023-24

Detail by Revenue Category and Expenditure Object	2021-22 Actual	2022-23 Estimated	2023-24 Recommended	2023-24 Adopted by the Board of Supervisors
1	2	3	4	5

<b>Budget Unit:</b>	390 ELECTIONS				
<b>Function:</b>	General Government				
<b>Activity:</b>	Elections				
<b>Revenues</b>					
Intergovernmental Revenues	257,938	77,587	4,120	4,120	4,120
Charges for Current Services	2,046,146	803,503	265,000	265,000	265,000
Miscellaneous Revenues	5,926	6,872	16,000	16,000	16,000
<b>Total Revenues</b>	<b>2,310,010</b>	<b>887,962</b>	<b>285,120</b>	<b>285,120</b>	<b>285,120</b>
<b>Expenditures/Appropriations</b>					
Salary and Employee Benefits	2,148,486	2,096,686	2,342,475	2,342,475	2,342,475
Services and Supplies	1,989,867	1,837,662	1,608,397	1,608,397	1,608,397
Intrafund Expense	191,959	166,043	182,257	182,257	182,257
Interfund Expense	9,633	9,633	9,633	9,633	9,633
Transfers Out	0	0	0	0	0
<b>Total Expenditures/Appropriations</b>	<b>4,339,945</b>	<b>4,110,024</b>	<b>4,142,762</b>	<b>4,142,762</b>	<b>4,142,762</b>
<b>Activity Total: Elections</b>	<b>2,029,935</b>	<b>3,222,062</b>	<b>3,857,642</b>	<b>3,857,642</b>	<b>3,857,642</b>
<b>Function Total: General Government</b>	<b>2,029,935</b>	<b>3,222,062</b>	<b>3,857,642</b>	<b>3,857,642</b>	<b>3,857,642</b>
<b>Grand Total: 390 ELECTIONS</b>	<b>2,029,935</b>	<b>3,222,062</b>	<b>3,857,642</b>	<b>3,857,642</b>	<b>3,857,642</b>

# County of Marin

## Financing Sources and Uses by Budget Unit by Object Governmental Funds Fiscal Year 2023-24

Detail by Revenue Category and Expenditure Object	2021-22 Actual	2022-23 Estimated	2023-24 Recommended	2023-24 Adopted by the Board of Supervisors
1	2	3	4	5

**Budget Unit:** 400 COMMUNITY DEVELOPMENT AGENCY

**Function:** Public Protection

**Activity:** Other Protection

### Revenues

Taxes	0	0	0	0
Licenses, Permits and Franchises	1,467,225	1,565,928	1,758,105	1,758,105
Fines, Forfeitures, and Penalties	10,306	32,419	49,000	49,000
Use of Money and Property	(2,315)	6,563	0	0
Intergovernmental Revenues	941,045	483,257	0	0
Charges for Current Services	1,283,968	342,069	464,986	464,986
Miscellaneous Revenues	11,874	1,750	0	0
Other Financing Sources	0	0	0	0
<b>Total Revenues</b>	<b>3,712,103</b>	<b>2,431,986</b>	<b>2,272,091</b>	<b>2,272,091</b>

### Expenditures/Appropriations

Salary and Employee Benefits	4,865,627	5,015,682	5,588,979	5,588,979
Services and Supplies	1,318,539	1,657,268	365,812	365,812
Intrafund Expense	851,247	618,723	877,587	877,587
Interfund Expense	77,012	70,534	83,998	83,998
<b>Total Expenditures/Appropriations</b>	<b>7,112,425</b>	<b>7,362,207</b>	<b>6,916,376</b>	<b>6,916,376</b>
<b>Activity Total: Other Protection</b>	<b>3,400,322</b>	<b>4,930,221</b>	<b>4,644,285</b>	<b>4,644,285</b>



# County of Marin

## Financing Sources and Uses by Budget Unit by Object Governmental Funds Fiscal Year 2023-24

Detail by Revenue Category and Expenditure Object	2021-22 Actual	2022-23 Estimated	2023-24 Recommended	2023-24 Adopted by the Board of Supervisors
1	2	3	4	5

<b>Budget Unit:</b>	400 COMMUNITY DEVELOPMENT AGENCY			
<b>Function:</b>	Public Protection			
<b>Activity:</b>	Protective Inspection			
<b>Revenues</b>				
Licenses, Permits and Franchises	6,043,400	5,078,452	5,100,000	5,100,000
Fines, Forfeitures, and Penalties	0	0	0	0
Use of Money and Property	(36,682)	99,098	0	0
Charges for Current Services	329,755	319,783	305,035	305,035
Miscellaneous Revenues	0	0	0	0
Other Financing Sources	0	0	0	0
<b>Total Revenues</b>	<b>6,336,473</b>	<b>5,497,333</b>	<b>5,405,035</b>	<b>5,405,035</b>
<b>Expenditures/Appropriations</b>				
Salary and Employee Benefits	2,996,986	3,125,521	4,198,467	4,198,467
Services and Supplies	354,083	540,383	545,614	545,614
Interfund Expense	752,216	743,509	660,954	660,954
Transfers Out	25,000	0	0	0
<b>Total Expenditures/Appropriations</b>	<b>4,128,285</b>	<b>4,409,413</b>	<b>5,405,035</b>	<b>5,405,035</b>
<b>Activity Total: Protective Inspection</b>	<b>(2,208,188)</b>	<b>(1,087,920)</b>	<b>0</b>	<b>0</b>
<b>Function Total: Public Protection</b>	<b>1,192,134</b>	<b>3,842,301</b>	<b>4,644,285</b>	<b>4,644,285</b>

# County of Marin

## Financing Sources and Uses by Budget Unit by Object Governmental Funds Fiscal Year 2023-24

Detail by Revenue Category and Expenditure Object	2021-22 Actual	2022-23 Estimated	2023-24 Recommended	2023-24 Adopted by the Board of Supervisors
1	2	3	4	5

**Budget Unit:** 400 COMMUNITY DEVELOPMENT AGENCY

**Function:** Health and Sanitation

**Activity:** Health

### Revenues

Taxes	159,749	164,301	165,610	165,610
Licenses, Permits and Franchises	4,020,391	3,969,185	4,342,197	4,342,197
Use of Money and Property	(22,106)	56,531	200	200
Intergovernmental Revenues	290,429	82,941	220,000	220,000
Charges for Current Services	296,312	326,248	325,892	325,892
Miscellaneous Revenues	11,896	(37,257)	7,700	7,700
Other Financing Sources	0	0	0	0

<b>Total Revenues</b>	<b>4,756,671</b>	<b>4,561,949</b>	<b>5,061,599</b>	<b>5,061,599</b>
-----------------------	------------------	------------------	------------------	------------------

### Expenditures/Appropriations

Salary and Employee Benefits	3,303,860	3,541,932	3,994,111	3,994,111
Services and Supplies	332,789	524,064	272,600	272,600
Intrafund Expense	0	1	26,132	26,132
Interfund Expense	892,400	932,352	1,088,508	1,088,508
Other Financing Uses	76,155	76,010	76,910	76,910
<b>Total Expenditures/Appropriations</b>	<b>4,605,204</b>	<b>5,074,359</b>	<b>5,458,261</b>	<b>5,458,261</b>

<b>Activity Total: Health</b>	<b>(151,467)</b>	<b>512,410</b>	<b>396,662</b>	<b>396,662</b>
-------------------------------	------------------	----------------	----------------	----------------

<b>Function Total: Health and Sanitation</b>	<b>(151,467)</b>	<b>512,410</b>	<b>396,662</b>	<b>396,662</b>
--	------------------	----------------	----------------	----------------

# County of Marin

## Financing Sources and Uses by Budget Unit by Object Governmental Funds Fiscal Year 2023-24

Detail by Revenue Category and Expenditure Object	2021-22 Actual	2022-23 Estimated	2023-24 Recommended	2023-24 Adopted by the Board of Supervisors
1	2	3	4	5

**Budget Unit:** 400 COMMUNITY DEVELOPMENT AGENCY  
**Function:** Public Assistance  
**Activity:** Other Assistance

Revenues				
Taxes	935,295	907,128	802,500	802,500
Licenses, Permits and Franchises	503,601	445,863	511,000	511,000
Use of Money and Property	(37,029)	384,867	0	0
Intergovernmental Revenues	2,806,886	8,474,287	2,485,048	2,485,048
Charges for Current Services	0	0	0	0
Miscellaneous Revenues	39,800	34,951	0	0
Other Financing Sources	1,164,340	12,679,528	425,047	425,047
<b>Total Revenues</b>	<b>5,412,893</b>	<b>22,926,624</b>	<b>4,223,595</b>	<b>4,223,595</b>
Expenditures/Appropriations				
Salary and Employee Benefits	2,023,728	2,298,282	2,285,321	2,285,321
Services and Supplies	4,831,785	8,565,590	3,235,662	3,235,662
Capital Assets	0	0	0	0
Intrafund Expense	(513,823)	(500,023)	(541,127)	(541,127)
Interfund Expense	(665,006)	(613,687)	(573,684)	(573,684)
Transfers Out	864,340	175,047	175,047	175,047
<b>Total Expenditures/Appropriations</b>	<b>6,541,024</b>	<b>9,925,209</b>	<b>4,581,219</b>	<b>4,581,219</b>
<b>Activity Total: Other Assistance</b>	<b>1,128,131</b>	<b>(13,001,415)</b>	<b>357,624</b>	<b>357,624</b>
<b>Function Total: Public Assistance</b>	<b>1,128,131</b>	<b>(13,001,415)</b>	<b>357,624</b>	<b>357,624</b>
<b>Grand Total: 400 COMMUNITY DEVELOPMENT AGENCY</b>	<b>2,168,798</b>	<b>(8,646,704)</b>	<b>5,398,571</b>	<b>5,398,571</b>

# County of Marin

## Financing Sources and Uses by Budget Unit by Object Governmental Funds Fiscal Year 2023-24

Detail by Revenue Category and Expenditure Object	2021-22 Actual	2022-23 Estimated	2023-24 Recommended	2023-24 Adopted by the Board of Supervisors
1	2	3	4	5

**Budget Unit:** 410 DEPARTMENT OF PUBLIC WORKS

**Function:** General Government

**Activity:** Communication

### Revenues

Use of Money and Property	21,562	21,455	20,000	20,000
Intergovernmental Revenues	50,605	101,123	0	0
Charges for Current Services	1,565,495	1,155,045	1,371,373	1,371,373
Miscellaneous Revenues	0	0	0	0
Other Financing Sources	0	0	0	0
<b>Total Revenues</b>	<b>1,637,662</b>	<b>1,277,623</b>	<b>1,391,373</b>	<b>1,391,373</b>

### Expenditures/Appropriations

Salary and Employee Benefits	2,233,497	2,344,378	2,753,021	2,753,021
Services and Supplies	880,784	1,083,639	715,850	715,850
Intrafund Expense	425,419	196,721	(43,216)	(43,216)
Interfund Expense	38,649	33,169	38,972	38,972
Contingencies	0	0	250,000	250,000
<b>Total Expenditures/Appropriations</b>	<b>3,578,349</b>	<b>3,657,907</b>	<b>3,714,627</b>	<b>3,714,627</b>
<b>Activity Total: Communication</b>	<b>1,940,687</b>	<b>2,380,284</b>	<b>2,323,254</b>	<b>2,323,254</b>

# County of Marin

## Financing Sources and Uses by Budget Unit by Object Governmental Funds Fiscal Year 2023-24

Detail by Revenue Category and Expenditure Object	2021-22 Actual	2022-23 Estimated	2023-24 Recommended	2023-24 Adopted by the Board of Supervisors
1	2	3	4	5

**Budget Unit:** 410 DEPARTMENT OF PUBLIC WORKS

**Function:** General Government

**Activity:** Finance

**Revenues**

Miscellaneous Revenues	863	0	32,000	32,000
<b>Total Revenues</b>	<b>863</b>	<b>0</b>	<b>32,000</b>	<b>32,000</b>

**Expenditures/Appropriations**

Salary and Employee Benefits	804,793	609,237	815,483	815,483
Services and Supplies	15,842	25,376	37,000	37,000
Intrafund Expense	224,365	206,459	219,838	219,838
Interfund Expense	6,027	6,027	6,027	6,027
<b>Total Expenditures/Appropriations</b>	<b>1,051,027</b>	<b>847,099</b>	<b>1,078,348</b>	<b>1,078,348</b>
<b>Activity Total: Finance</b>	<b>1,050,164</b>	<b>847,099</b>	<b>1,046,348</b>	<b>1,046,348</b>

# County of Marin

## Financing Sources and Uses by Budget Unit by Object Governmental Funds Fiscal Year 2023-24

Detail by Revenue Category and Expenditure Object	2021-22 Actual	2022-23 Estimated	2023-24 Recommended	2023-24 Adopted by the Board of Supervisors
1	2	3	4	5

**Budget Unit:** 410 DEPARTMENT OF PUBLIC WORKS  
**Function:** General Government  
**Activity:** Other General

Revenues				
Intergovernmental Revenues	68,848	10,140	5,000	5,000
Charges for Current Services	3,113,344	2,522,195	3,226,437	3,226,437
Miscellaneous Revenues	7,351	4,209	0	0
Other Financing Sources	0	0	0	0
<b>Total Revenues</b>	<b>3,189,543</b>	<b>2,536,544</b>	<b>3,231,437</b>	<b>3,231,437</b>
Expenditures/Appropriations				
Salary and Employee Benefits	4,548,306	4,918,411	6,421,314	6,421,314
Services and Supplies	4,617,435	3,621,009	3,879,000	3,879,000
Intrafund Expense	(1,354,510)	(1,904,733)	(2,573,348)	(2,573,348)
Interfund Expense	189,251	151,028	309,832	309,832
Transfers Out	0	0	0	0
Contingencies	0	0	370,124	370,124
<b>Total Expenditures/Appropriations</b>	<b>8,000,482</b>	<b>6,785,715</b>	<b>8,406,922</b>	<b>8,406,922</b>
<b>Activity Total: Other General</b>	<b>4,810,939</b>	<b>4,249,171</b>	<b>5,175,485</b>	<b>5,175,485</b>

# County of Marin

## Financing Sources and Uses by Budget Unit by Object Governmental Funds Fiscal Year 2023-24

Detail by Revenue Category and Expenditure Object	2021-22 Actual	2022-23 Estimated	2023-24 Recommended	2023-24 Adopted by the Board of Supervisors
1	2	3	4	5

**Budget Unit:** 410 DEPARTMENT OF PUBLIC WORKS

**Function:** General Government

**Activity:** Plant Acquisition

### Revenues

Licenses, Permits and Franchises	451,296	673,653	275,000	275,000
Use of Money and Property	(19,331)	19,331	0	0
Intergovernmental Revenues	1,727,471	1,389,728	0	0
Charges for Current Services	1,276,855	809,460	1,230,869	1,230,869
Miscellaneous Revenues	237	235	0	0
Other Financing Sources	6,102,000	13,413,557	8,000,000	8,000,000
<b>Total Revenues</b>	<b>9,538,528</b>	<b>16,305,964</b>	<b>9,505,869</b>	<b>9,505,869</b>

### Expenditures/Appropriations

Salary and Employee Benefits	3,319,002	3,466,378	4,319,771	4,319,771
Services and Supplies	4,434,378	6,077,691	8,057,450	8,057,450
Intrafund Expense	231,355	354,086	279,417	279,417
Interfund Expense	688,414	664,641	913,823	913,823
Transfers Out	0	767,250	0	0
<b>Total Expenditures/Appropriations</b>	<b>8,673,149</b>	<b>11,330,046</b>	<b>13,570,461</b>	<b>13,570,461</b>

<b>Activity Total: Plant Acquisition</b>	<b>(865,379)</b>	<b>(4,975,918)</b>	<b>4,064,592</b>	<b>4,064,592</b>
--	------------------	--------------------	------------------	------------------

# County of Marin

## Financing Sources and Uses by Budget Unit by Object Governmental Funds Fiscal Year 2023-24

Detail by Revenue Category and Expenditure Object	2021-22 Actual	2022-23 Estimated	2023-24 Recommended	2023-24 Adopted by the Board of Supervisors
1	2	3	4	5

**Budget Unit:** 410 DEPARTMENT OF PUBLIC WORKS

**Function:** General Government

**Activity:** Property Management

### Revenues

Licenses, Permits and Franchises	0	0	0	0
Use of Money and Property	559,812	584,905	578,665	578,665
Intergovernmental Revenues	277,903	341,304	180,000	180,000
Charges for Current Services	1,740,396	2,142,314	4,738,925	4,738,925
Miscellaneous Revenues	4,687	40	5,000	5,000
Other Financing Sources	2,115,000	735,160	0	0
<b>Total Revenues</b>	<b>4,697,798</b>	<b>3,803,723</b>	<b>5,502,590</b>	<b>5,502,590</b>

### Expenditures/Appropriations

Salary and Employee Benefits	6,068,660	6,072,299	6,499,828	6,499,828
Services and Supplies	6,277,952	8,143,259	5,516,225	5,516,225
Capital Assets	0	0	0	0
Intrafund Expense	(2,486,833)	(2,149,235)	(3,220,048)	(3,220,048)
Interfund Expense	229,250	85,255	109,338	109,338
Other Financing Uses	310,325	227,268	331,429	331,429
Transfers Out	0	0	0	0

<b>Total Expenditures/Appropriations</b>	<b>10,399,354</b>	<b>12,378,846</b>	<b>9,236,772</b>	<b>9,236,772</b>
--	-------------------	-------------------	------------------	------------------

<b>Activity Total: Property Management</b>	<b>5,701,556</b>	<b>8,575,123</b>	<b>3,734,182</b>	<b>3,734,182</b>
--	------------------	------------------	------------------	------------------

<b>Function Total: General Government</b>	<b>12,637,967</b>	<b>11,075,759</b>	<b>16,343,861</b>	<b>16,343,861</b>
---	-------------------	-------------------	-------------------	-------------------



# County of Marin

## Financing Sources and Uses by Budget Unit by Object Governmental Funds Fiscal Year 2023-24

Detail by Revenue Category and Expenditure Object	2021-22 Actual	2022-23 Estimated	2023-24 Recommended	2023-24 Adopted by the Board of Supervisors
1	2	3	4	5

**Budget Unit:** 410 DEPARTMENT OF PUBLIC WORKS  
**Function:** Public Protection  
**Activity:** Flood Cntrl and Soil and Water Conserv

<b>Revenues</b>				
Intergovernmental Revenues	0	0	0	0
Charges for Current Services	449,564	474,100	539,920	539,920
Miscellaneous Revenues	0	0	0	0
<b>Total Revenues</b>	<b>449,564</b>	<b>474,100</b>	<b>539,920</b>	<b>539,920</b>
<b>Expenditures/Appropriations</b>				
Salary and Employee Benefits	710,738	733,254	690,129	690,129
Services and Supplies	117,011	340,538	210,000	210,000
Intrafund Expense	17,777	22,052	36,618	36,618
Interfund Expense	3,853	3,853	4,284	4,284
<b>Total Expenditures/Appropriations</b>	<b>849,379</b>	<b>1,099,697</b>	<b>941,031</b>	<b>941,031</b>
<b>Activity Total: Flood Cntrl and Soil and Water Conserv</b>	<b>399,815</b>	<b>625,597</b>	<b>401,111</b>	<b>401,111</b>

# County of Marin

## Financing Sources and Uses by Budget Unit by Object Governmental Funds Fiscal Year 2023-24

Detail by Revenue Category and Expenditure Object	2021-22 Actual	2022-23 Estimated	2023-24 Recommended	2023-24 Adopted by the Board of Supervisors
1	2	3	4	5

**Budget Unit:** 410 DEPARTMENT OF PUBLIC WORKS

**Function:** Public Protection

**Activity:** Other Protection

**Revenues**

Licenses, Permits and Franchises	0	0	0	0
Intergovernmental Revenues	90,918	78,996	0	0
Charges for Current Services	3,394,189	3,214,040	4,186,490	4,186,490
Miscellaneous Revenues	23,432	(7,497)	15,000	15,000
Other Financing Sources	2,068,000	0	0	0
<b>Total Revenues</b>	<b>5,576,539</b>	<b>3,285,539</b>	<b>4,201,490</b>	<b>4,201,490</b>

**Expenditures/Appropriations**

Salary and Employee Benefits	4,179,874	4,476,175	4,756,193	4,756,193
Services and Supplies	567,256	462,760	390,820	390,820
Intrafund Expense	414,316	387,279	431,703	431,703
Interfund Expense	44,447	35,475	46,379	46,379
Transfers Out	0	0	0	0
<b>Total Expenditures/Appropriations</b>	<b>5,205,893</b>	<b>5,361,689</b>	<b>5,625,095</b>	<b>5,625,095</b>

**Activity Total: Other Protection**

	(370,646)	2,076,150	1,423,605	1,423,605
--	-----------	-----------	-----------	-----------

**Function Total: Public Protection**

	29,169	2,701,747	1,824,716	1,824,716
--	--------	-----------	-----------	-----------

# County of Marin

## Financing Sources and Uses by Budget Unit by Object Governmental Funds Fiscal Year 2023-24

Detail by Revenue Category and Expenditure Object	2021-22 Actual	2022-23 Estimated	2023-24 Recommended	2023-24 Adopted by the Board of Supervisors
1	2	3	4	5

<b>Budget Unit:</b> 410 DEPARTMENT OF PUBLIC WORKS				
<b>Function:</b> Public Ways and Facilities				
<b>Activity:</b> Park Facilities				
<b>Expenditures/Appropriations</b>				
Services and Supplies	6,004	0	0	0
Capital Assets	485,000	0	0	0
<b>Total Expenditures/Appropriations</b>	<b>491,004</b>	<b>0</b>	<b>0</b>	<b>0</b>
<b>Activity Total: Park Facilities</b>	<b>491,004</b>	<b>0</b>	<b>0</b>	<b>0</b>

# County of Marin

## Financing Sources and Uses by Budget Unit by Object Governmental Funds Fiscal Year 2023-24

Detail by Revenue Category and Expenditure Object	2021-22 Actual	2022-23 Estimated	2023-24 Recommended	2023-24 Adopted by the Board of Supervisors
1	2	3	4	5

**Budget Unit:** 410 DEPARTMENT OF PUBLIC WORKS

**Function:** Public Ways and Facilities

**Activity:** Public Ways

### Revenues

Licenses, Permits and Franchises	2,550,862	2,892,122	1,406,000	1,406,000
Use of Money and Property	(241,196)	745,669	22,500	22,500
Intergovernmental Revenues	15,130,600	12,937,794	15,288,371	15,288,371
Charges for Current Services	1,587,442	923,195	1,718,683	1,718,683
Miscellaneous Revenues	22,388	130,247	45,000	45,000
Other Financing Sources	12,525,550	12,182,650	14,182,650	14,182,650
<b>Total Revenues</b>	<b>31,575,646</b>	<b>29,811,677</b>	<b>32,663,204</b>	<b>32,663,204</b>

### Expenditures/Appropriations

Salary and Employee Benefits	11,411,829	11,333,594	12,863,269	12,863,269
Services and Supplies	21,448,559	12,756,634	15,882,000	15,882,000
Capital Assets	0	0	0	0
Intrafund Expense	(2,242,267)	(2,012,222)	(1,077,081)	(1,077,081)
Interfund Expense	3,007,640	2,349,714	2,427,895	2,427,895
Transfers Out	2,063,000	1,150,000	2,960,000	2,960,000
Contingencies	0	0	3,419,306	3,419,306
<b>Total Expenditures/Appropriations</b>	<b>35,688,761</b>	<b>25,577,720</b>	<b>36,475,389</b>	<b>36,475,389</b>

**Activity Total: Public Ways** 4,113,115 (4,233,957) 3,812,185 3,812,185

**Function Total: Public Ways and Facilities** 4,604,119 (4,233,957) 3,812,185 3,812,185

# County of Marin

## Financing Sources and Uses by Budget Unit by Object Governmental Funds Fiscal Year 2023-24

Detail by Revenue Category and Expenditure Object	2021-22 Actual	2022-23 Estimated	2023-24 Recommended	2023-24 Adopted by the Board of Supervisors
1	2	3	4	5

**Budget Unit:** 410 DEPARTMENT OF PUBLIC WORKS

**Function:** Health and Sanitation

**Activity:** Sanitation Refuse Collect and Disposal

**Revenues**

Licenses, Permits and Franchises	1,449,807	1,901,322	1,444,360	1,444,360
Intergovernmental Revenues	187,997	69,824	87,800	87,800
Charges for Current Services	0	0	0	0
Miscellaneous Revenues	254	0	0	0
Other Financing Sources	25,000	0	20,000	20,000
<b>Total Revenues</b>	<b>1,663,058</b>	<b>1,971,146</b>	<b>1,552,160</b>	<b>1,552,160</b>

**Expenditures/Appropriations**

Salary and Employee Benefits	574,872	652,274	977,188	977,188
Services and Supplies	102,225	254,146	216,650	216,650
Intrafund Expense	707,098	750,286	853,974	853,974
Interfund Expense	4,816	4,816	4,816	4,816
Transfers Out	20,000	0	20,000	20,000
<b>Total Expenditures/Appropriations</b>	<b>1,409,011</b>	<b>1,661,522</b>	<b>2,072,628</b>	<b>2,072,628</b>

<b>Activity Total: Sanitation Refuse Collect and Disposal</b>	<b>(254,047)</b>	<b>(309,624)</b>	<b>520,468</b>	<b>520,468</b>
<b>Function Total: Health and Sanitation</b>	<b>(254,047)</b>	<b>(309,624)</b>	<b>520,468</b>	<b>520,468</b>

<b>Grand Total: 410 DEPARTMENT OF PUBLIC WORKS</b>	<b>17,017,208</b>	<b>9,233,925</b>	<b>22,501,230</b>	<b>22,501,230</b>
--	-------------------	------------------	-------------------	-------------------

# County of Marin

## Financing Sources and Uses by Budget Unit by Object Governmental Funds Fiscal Year 2023-24

Detail by Revenue Category and Expenditure Object	2021-22 Actual	2022-23 Estimated	2023-24 Recommended	2023-24 Adopted by the Board of Supervisors
1	2	3	4	5

**Budget Unit:** 500 AGRICULTURE WEIGHTS MEASURES  
**Function:** Public Protection  
**Activity:** Protective Inspection

Revenues				
Licenses, Permits and Franchises	8,700	9,520	8,000	8,000
Fines, Forfeitures, and Penalties	1,743	13,235	9,000	9,000
Intergovernmental Revenues	1,113,840	1,244,096	1,107,900	1,107,900
Charges for Current Services	367,487	409,942	405,000	405,000
Miscellaneous Revenues	10,429	124,899	0	0
<b>Total Revenues</b>	<b>1,502,199</b>	<b>1,801,692</b>	<b>1,529,900</b>	<b>1,529,900</b>
Expenditures/Appropriations				
Salary and Employee Benefits	1,889,902	2,083,864	2,305,486	2,305,486
Services and Supplies	642,335	426,035	229,057	229,057
Intrafund Expense	439,288	131,036	361,139	361,139
Interfund Expense	43,136	35,696	45,573	45,573
Transfers Out	0	27,500	0	0
Contingencies	0	0	100,000	100,000
<b>Total Expenditures/Appropriations</b>	<b>3,014,661</b>	<b>2,704,131</b>	<b>3,041,255</b>	<b>3,041,255</b>
<b>Activity Total: Protective Inspection</b>	<b>1,512,462</b>	<b>902,439</b>	<b>1,511,355</b>	<b>1,511,355</b>
<b>Function Total: Public Protection</b>	<b>1,512,462</b>	<b>902,439</b>	<b>1,511,355</b>	<b>1,511,355</b>
<b>Grand Total: 500 AGRICULTURE WEIGHTS MEASURES</b>	<b>1,512,462</b>	<b>902,439</b>	<b>1,511,355</b>	<b>1,511,355</b>

# County of Marin

## Financing Sources and Uses by Budget Unit by Object Governmental Funds Fiscal Year 2023-24

Detail by Revenue Category and Expenditure Object	2021-22 Actual	2022-23 Estimated	2023-24 Recommended	2023-24 Adopted by the Board of Supervisors
1	2	3	4	5

<b>Budget Unit:</b>	510 UC COOPERATIVE EXTENSION MARIN			
<b>Function:</b>	Education			
<b>Activity:</b>	Agricultural Education			
<b>Revenues</b>				
Intergovernmental Revenues	3,500	3,500	3,500	3,500
Other Financing Sources	0	4,750	0	0
<b>Total Revenues</b>	<b>3,500</b>	<b>8,250</b>	<b>3,500</b>	<b>3,500</b>
<b>Expenditures/Appropriations</b>				
Salary and Employee Benefits	217,515	231,870	235,111	235,111
Services and Supplies	6,973	5,381	9,294	9,294
Intrafund Expense	93,921	66,609	103,504	103,504
Interfund Expense	11,341	8,963	11,341	11,341
<b>Total Expenditures/Appropriations</b>	<b>329,750</b>	<b>312,823</b>	<b>359,250</b>	<b>359,250</b>
<b>Activity Total: Agricultural Education</b>	<b>326,250</b>	<b>304,573</b>	<b>355,750</b>	<b>355,750</b>
<b>Function Total: Education</b>	<b>326,250</b>	<b>304,573</b>	<b>355,750</b>	<b>355,750</b>
<b>Grand Total:</b>	<b>510 UC COOPERATIVE EXTENSION MARIN</b>	<b>326,250</b>	<b>304,573</b>	<b>355,750</b>

# County of Marin

## Financing Sources and Uses by Budget Unit by Object Governmental Funds Fiscal Year 2023-24

Detail by Revenue Category and Expenditure Object	2021-22 Actual	2022-23 Estimated	2023-24 Recommended	2023-24 Adopted by the Board of Supervisors
1	2	3	4	5

<b>Budget Unit:</b>	520 MARIN COUNTY PARKS			
<b>Function:</b>	General Government			
<b>Activity:</b>	Plant Acquisition			
<b>Revenues</b>				
Taxes	0	829,240	1,071,200	1,071,200
Intergovernmental Revenues	0	0	0	0
Other Financing Sources	0	1,850,000	0	0
<b>Total Revenues</b>	<b>0</b>	<b>2,679,240</b>	<b>1,071,200</b>	<b>1,071,200</b>
<b>Expenditures/Appropriations</b>				
Salary and Employee Benefits	0	0	0	0
Services and Supplies	0	15,414	32,136	32,136
Capital Assets	0	1,857,540	1,039,064	1,039,064
Interfund Expense	0	0	0	0
Transfers Out	0	1,850,000	0	0
<b>Total Expenditures/Appropriations</b>	<b>0</b>	<b>3,722,954</b>	<b>1,071,200</b>	<b>1,071,200</b>
<b>Activity Total: Plant Acquisition</b>	<b>0</b>	<b>1,043,714</b>	<b>0</b>	<b>0</b>
<b>Function Total: General Government</b>	<b>0</b>	<b>1,043,714</b>	<b>0</b>	<b>0</b>



# County of Marin

## Financing Sources and Uses by Budget Unit by Object Governmental Funds Fiscal Year 2023-24

Detail by Revenue Category and Expenditure Object	2021-22 Actual	2022-23 Estimated	2023-24 Recommended	2023-24 Adopted by the Board of Supervisors
1	2	3	4	5

**Budget Unit:** 520 MARIN COUNTY PARKS  
**Function:** Recreation and Cultural Services  
**Activity:** Recreation Facilities

### Revenues

Taxes	13,219,549	12,276,001	15,408,800	15,408,800
Licenses, Permits and Franchises	2,640	62,923	0	0
Fines, Forfeitures, and Penalties	544	419	0	0
Use of Money and Property	609,292	1,394,111	575,000	575,000
Intergovernmental Revenues	803,235	224,824	35,000	35,000
Charges for Current Services	1,852,321	1,825,788	1,518,504	1,518,504
Miscellaneous Revenues	130,778	136,447	30,751	30,751
Other Financing Sources	1,011,000	574,808	400,000	400,000
<b>Total Revenues</b>	<b>17,629,359</b>	<b>16,495,321</b>	<b>17,968,055</b>	<b>17,968,055</b>

### Expenditures/Appropriations

Salary and Employee Benefits	7,993,805	8,301,618	9,829,348	9,829,348
Services and Supplies	8,528,931	11,923,768	13,158,506	13,158,506
Capital Assets	0	0	85,000	85,000
Intrafund Expense	(1,426,297)	(1,425,085)	(1,353,266)	(1,353,266)
Interfund Expense	757,955	370,570	527,183	527,183
Other Financing Uses	0	0	0	0
Transfers Out	126,000	189,808	400,000	400,000
Contingencies	0	0	0	0
<b>Total Expenditures/Appropriations</b>	<b>15,980,394</b>	<b>19,360,679</b>	<b>22,646,771</b>	<b>22,646,771</b>
<b>Activity Total: Recreation Facilities</b>	<b>(1,648,965)</b>	<b>2,865,358</b>	<b>4,678,716</b>	<b>4,678,716</b>

# County of Marin

**Financing Sources and Uses by Budget Unit by Object**  
**Governmental Funds**  
**Fiscal Year 2023-24**

Detail by Revenue Category and Expenditure Object	2021-22 Actual	2022-23 Estimated	2023-24 Recommended	2023-24 Adopted by the Board of Supervisors
1	2	3	4	5

<b>Function Total: Recreation and Cultural Services</b>	<b>(1,648,965)</b>	<b>2,865,358</b>	<b>4,678,716</b>	<b>4,678,716</b>
<b>Grand Total: 520 MARIN COUNTY PARKS</b>	<b>(1,648,965)</b>	<b>3,909,072</b>	<b>4,678,716</b>	<b>4,678,716</b>

# County of Marin

## Financing Sources and Uses by Budget Unit by Object Governmental Funds Fiscal Year 2023-24

Detail by Revenue Category and Expenditure Object	2021-22 Actual	2022-23 Estimated	2023-24 Recommended	2023-24 Adopted by the Board of Supervisors
1	2	3	4	5

<b>Budget Unit:</b> 530 CULTURAL SERVICES				
<b>Function:</b> General Government				
<b>Activity:</b> Property Management				
<b>Revenues</b>				
Charges for Current Services	6,747	31,039	0	0
Miscellaneous Revenues	(300)	2,862	858	858
<b>Total Revenues</b>	<b>6,447</b>	<b>33,901</b>	<b>858</b>	<b>858</b>
<b>Expenditures/Appropriations</b>				
Salary and Employee Benefits	120,841	129,759	303,131	303,131
Services and Supplies	35,035	42,399	36,100	36,100
Intrafund Expense	0	(1,000)	0	0
Interfund Expense	1,927	1,927	2,143	2,143
<b>Total Expenditures/Appropriations</b>	<b>157,803</b>	<b>173,085</b>	<b>341,374</b>	<b>341,374</b>
<b>Activity Total: Property Management</b>	<b>151,356</b>	<b>139,184</b>	<b>340,516</b>	<b>340,516</b>
<b>Function Total: General Government</b>	<b>151,356</b>	<b>139,184</b>	<b>340,516</b>	<b>340,516</b>

# County of Marin

## Financing Sources and Uses by Budget Unit by Object Governmental Funds Fiscal Year 2023-24

Detail by Revenue Category and Expenditure Object	2021-22 Actual	2022-23 Estimated	2023-24 Recommended	2023-24 Adopted by the Board of Supervisors
1	2	3	4	5

**Budget Unit:** 530 CULTURAL SERVICES  
**Function:** Recreation and Cultural Services  
**Activity:** Cultural Services

### Revenues

Licenses, Permits and Franchises	2,300	5,920	0	0
Use of Money and Property	213,738	686,447	376,841	376,841
Intergovernmental Revenues	3,392,297	0	0	0
Charges for Current Services	347,270	545,828	509,667	509,667
Miscellaneous Revenues	497,239	251,398	190,843	190,843
Other Financing Sources	0	0	0	0
<b>Total Revenues</b>	<b>4,452,844</b>	<b>1,489,593</b>	<b>1,077,351</b>	<b>1,077,351</b>

### Expenditures/Appropriations

Salary and Employee Benefits	1,703,566	1,928,455	2,123,959	2,123,959
Services and Supplies	686,711	950,082	581,086	581,086
Intrafund Expense	512,689	340,864	741,649	741,649
Interfund Expense	24,667	12,148	55,674	55,674
Other Financing Uses	61,930	46,775	62,000	62,000
Transfers Out	0	2,263,747	0	0
<b>Total Expenditures/Appropriations</b>	<b>2,989,563</b>	<b>5,542,071</b>	<b>3,564,368</b>	<b>3,564,368</b>

**Activity Total: Cultural Services** (1,463,281) 4,052,478 2,487,017 2,487,017

**Function Total: Recreation and Cultural Services** (1,463,281) 4,052,478 2,487,017 2,487,017

**Grand Total: 530 CULTURAL SERVICES** (1,311,925) 4,191,662 2,827,533 2,827,533

# County of Marin

## Financing Sources and Uses by Budget Unit by Object Governmental Funds Fiscal Year 2023-24

Detail by Revenue Category and Expenditure Object	2021-22 Actual	2022-23 Estimated	2023-24 Recommended	2023-24 Adopted by the Board of Supervisors
1	2	3	4	5

**Budget Unit:** 540 MARIN COUNTY FREE LIBRARY

**Function:** General Government

**Activity:** Plant Acquisition

**Revenues**

Taxes	0	0	0	0
<b>Total Revenues</b>	<b>0</b>	<b>0</b>	<b>0</b>	<b>0</b>

**Expenditures/Appropriations**

Services and Supplies	140,839	78,408	100,000	100,000
Capital Assets	0	0	498,600	498,600
Interfund Expense	0	0	0	0
Transfers Out	135,000	114,000	0	0
<b>Total Expenditures/Appropriations</b>	<b>275,839</b>	<b>192,408</b>	<b>598,600</b>	<b>598,600</b>
<b>Activity Total: Plant Acquisition</b>	<b>275,839</b>	<b>192,408</b>	<b>598,600</b>	<b>598,600</b>
<b>Function Total: General Government</b>	<b>275,839</b>	<b>192,408</b>	<b>598,600</b>	<b>598,600</b>

# County of Marin

## Financing Sources and Uses by Budget Unit by Object Governmental Funds Fiscal Year 2023-24

Detail by Revenue Category and Expenditure Object	2021-22 Actual	2022-23 Estimated	2023-24 Recommended	2023-24 Adopted by the Board of Supervisors
1	2	3	4	5

**Budget Unit:** 540 MARIN COUNTY FREE LIBRARY  
**Function:** Education  
**Activity:** Library Services

Revenues				
Taxes	18,586,081	19,151,751	18,514,295	18,514,295
Use of Money and Property	(125,249)	306,406	51,000	51,000
Intergovernmental Revenues	42,456	42,062	43,600	43,600
Charges for Current Services	690,700	724,253	622,300	622,300
Miscellaneous Revenues	91,109	89,459	35,100	35,100
Other Financing Sources	2,476,102	2,870,545	2,390,660	2,390,660
<b>Total Revenues</b>	<b>21,761,199</b>	<b>23,184,476</b>	<b>21,656,955</b>	<b>21,656,955</b>
Expenditures/Appropriations				
Salary and Employee Benefits	12,347,875	12,250,642	15,449,114	15,449,114
Services and Supplies	3,956,422	4,191,885	4,842,063	4,842,063
Capital Assets	624,779	691,971	0	0
Interfund Expense	1,549,195	1,348,920	2,256,834	2,256,834
Other Financing Uses	0	0	0	0
Transfers Out	2,071,763	2,185,545	2,180,000	2,180,000
<b>Total Expenditures/Appropriations</b>	<b>20,550,034</b>	<b>20,668,963</b>	<b>24,728,011</b>	<b>24,728,011</b>
<b>Activity Total: Library Services</b>	<b>(1,211,165)</b>	<b>(2,515,513)</b>	<b>3,071,056</b>	<b>3,071,056</b>
<b>Function Total: Education</b>	<b>(1,211,165)</b>	<b>(2,515,513)</b>	<b>3,071,056</b>	<b>3,071,056</b>
<b>Grand Total: 540 MARIN COUNTY FREE LIBRARY</b>	<b>(935,326)</b>	<b>(2,323,105)</b>	<b>3,669,656</b>	<b>3,669,656</b>

# County of Marin

## Financing Sources and Uses by Budget Unit by Object Governmental Funds Fiscal Year 2023-24

Detail by Revenue Category and Expenditure Object	2021-22 Actual	2022-23 Estimated	2023-24 Recommended	2023-24 Adopted by the Board of Supervisors
1	2	3	4	5

<b>Budget Unit:</b> 653 WASTE MANAGEMENT JPA				
<b>Function:</b> Public Protection				
<b>Activity:</b> Flood Cntrl and Soil and Water Conserv				
<b>Revenues</b>				
Use of Money and Property	(703)	1,713	0	0
<b>Total Revenues</b>	<b>(703)</b>	<b>1,713</b>	<b>0</b>	<b>0</b>
<b>Expenditures/Appropriations</b>				
Transfers Out	5,000	0	0	0
<b>Total Expenditures/Appropriations</b>	<b>5,000</b>	<b>0</b>	<b>0</b>	<b>0</b>
<b>Activity Total: Flood Cntrl and Soil and Water Conserv</b>	<b>5,703</b>	<b>(1,713)</b>	<b>0</b>	<b>0</b>
<b>Function Total: Public Protection</b>	<b>5,703</b>	<b>(1,713)</b>	<b>0</b>	<b>0</b>
<b>Grand Total: 653 WASTE MANAGEMENT JPA</b>	<b>5,703</b>	<b>(1,713)</b>	<b>0</b>	<b>0</b>

# County of Marin

## Financing Sources and Uses by Budget Unit by Object Governmental Funds Fiscal Year 2023-24

Detail by Revenue Category and Expenditure Object	2021-22 Actual	2022-23 Estimated	2023-24 Recommended	2023-24 Adopted by the Board of Supervisors
1	2	3	4	5

**Budget Unit:** 659 MARIN COUNTY OPEN SPACE

**Function:** Recreation and Cultural Services

**Activity:** Recreation Facilities

**Revenues**

Use of Money and Property	(203)	483	0	0
<b>Total Revenues</b>	<b>(203)</b>	<b>483</b>	<b>0</b>	<b>0</b>
<b>Expenditures/Appropriations</b>				
Services and Supplies	0	0	0	0
Transfers Out	0	0	0	0
<b>Total Expenditures/Appropriations</b>	<b>0</b>	<b>0</b>	<b>0</b>	<b>0</b>
<b>Activity Total: Recreation Facilities</b>	<b>203</b>	<b>(483)</b>	<b>0</b>	<b>0</b>
<b>Function Total: Recreation and Cultural Services</b>	<b>203</b>	<b>(483)</b>	<b>0</b>	<b>0</b>
<b>Grand Total: 659 MARIN COUNTY OPEN SPACE</b>	<b>203</b>	<b>(483)</b>	<b>0</b>	<b>0</b>



# County of Marin

**Financing Sources and Uses by Budget Unit by Object**  
**Governmental Funds**  
**Fiscal Year 2023-24**

Detail by Revenue Category and Expenditure Object	2021-22 Actual	2022-23 Estimated	2023-24 Recommended	2023-24 Adopted by the Board of Supervisors
1	2	3	4	5

**Budget Unit:** 738 WOODACRE CREEK RESTORATION

**Function:** Public Protection

**Activity:** Flood Cntrl and Soil and Water Conserv

**Revenues**

Use of Money and Property	(6)	13	0	0
<b>Total Revenues</b>	<b>(6)</b>	<b>13</b>	<b>0</b>	<b>0</b>
<b>Activity Total: Flood Cntrl and Soil and Water Conserv</b>	<b>6</b>	<b>(13)</b>	<b>0</b>	<b>0</b>
<b>Function Total: Public Protection</b>	<b>6</b>	<b>(13)</b>	<b>0</b>	<b>0</b>
<b>Grand Total: 738 WOODACRE CREEK RESTORATION</b>	<b>6</b>	<b>(13)</b>	<b>0</b>	<b>0</b>

# County of Marin

## Financing Sources and Uses by Budget Unit by Object Governmental Funds Fiscal Year 2023-24

Detail by Revenue Category and Expenditure Object	2021-22 Actual	2022-23 Estimated	2023-24 Recommended	2023-24 Adopted by the Board of Supervisors
1	2	3	4	5

**Budget Unit:** 900 NON DEPARTMENTAL

**Function:** General Government

**Activity:** Legislative and Administrative

**Revenues**

Intergovernmental Revenues	0	0	55,500	55,500
<b>Total Revenues</b>	<b>0</b>	<b>0</b>	<b>55,500</b>	<b>55,500</b>

**Expenditures/Appropriations**

Transfers Out	0	0	55,500	55,500
<b>Total Expenditures/Appropriations</b>	<b>0</b>	<b>0</b>	<b>55,500</b>	<b>55,500</b>

<b>Activity Total: Legislative and Administrative</b>	<b>0</b>	<b>0</b>	<b>0</b>	<b>0</b>
---	----------	----------	----------	----------

# County of Marin

## Financing Sources and Uses by Budget Unit by Object Governmental Funds Fiscal Year 2023-24

Detail by Revenue Category and Expenditure Object	2021-22 Actual	2022-23 Estimated	2023-24 Recommended	2023-24 Adopted by the Board of Supervisors
1	2	3	4	5

**Budget Unit:** 900 NON DEPARTMENTAL

**Function:** General Government

**Activity:** Other General

### Revenues

Taxes	286,452,763	291,831,361	284,443,000	284,443,000
Licenses, Permits and Franchises	2,492,189	2,120,936	2,350,000	2,350,000
Fines, Forfeitures, and Penalties	7,693,360	6,357,914	4,434,108	4,434,108
Use of Money and Property	627,039	8,225,213	402,500	402,500
Intergovernmental Revenues	1,333,062	3,409,466	635,000	635,000
Charges for Current Services	2,660,552	2,876,186	2,112,868	2,112,868
Miscellaneous Revenues	3,872,464	2,766,072	15,183,650	15,183,650
Other Financing Sources	67,565,074	19,253,487	5,622,580	5,622,580
<b>Total Revenues</b>	<b>372,696,503</b>	<b>336,840,635</b>	<b>315,183,706</b>	<b>315,183,706</b>

### Expenditures/Appropriations

Salary and Employee Benefits	2,273,915	5,814,638	750,000	750,000
Services and Supplies	9,880,847	13,664,885	51,764,509	51,764,509
Capital Assets	1,228,736	0	0	0
Intrafund Expense	(3,396,246)	(3,110,169)	(5,091,916)	(5,091,916)
Interfund Expense	(18,547,886)	(19,210,587)	(21,768,969)	(21,768,969)
Other Financing Uses	20,400,690	20,882,893	20,599,230	20,599,230
Transfers Out	35,857,280	47,960,846	25,709,323	25,709,323
Contingencies	0	0	26,500,000	26,500,000
Claims Expense	0	0	0	0
<b>Total Expenditures/Appropriations</b>	<b>47,697,336</b>	<b>66,002,506</b>	<b>98,462,177</b>	<b>98,462,177</b>
<b>Activity Total: Other General</b>	<b>(324,999,167)</b>	<b>(270,838,129)</b>	<b>(216,721,529)</b>	<b>(216,721,529)</b>

# County of Marin

**Financing Sources and Uses by Budget Unit by Object**  
**Governmental Funds**  
**Fiscal Year 2023-24**

Detail by Revenue Category and Expenditure Object	2021-22 Actual	2022-23 Estimated	2023-24 Recommended	2023-24 Adopted by the Board of Supervisors
1	2	3	4	5

<b>Function Total: General Government</b>	<b>(324,999,167)</b>	<b>(270,838,129)</b>	<b>(216,721,529)</b>	<b>(216,721,529)</b>
---	----------------------	----------------------	----------------------	----------------------

# County of Marin

## Financing Sources and Uses by Budget Unit by Object Governmental Funds Fiscal Year 2023-24

Detail by Revenue Category and Expenditure Object	2021-22 Actual	2022-23 Estimated	2023-24 Recommended	2023-24 Adopted by the Board of Supervisors
1	2	3	4	5

<b>Budget Unit:</b> 900 NON DEPARTMENTAL				
<b>Function:</b> Public Protection				
<b>Activity:</b> Fire Protection				
<b>Expenditures/Appropriations</b>				
Services and Supplies	0	0	0	0
Intrafund Expense	0	0	0	0
<b>Total Expenditures/Appropriations</b>	<b>0</b>	<b>0</b>	<b>0</b>	<b>0</b>
<b>Activity Total: Fire Protection</b>	<b>0</b>	<b>0</b>	<b>0</b>	<b>0</b>

# County of Marin

## Financing Sources and Uses by Budget Unit by Object Governmental Funds Fiscal Year 2023-24

Detail by Revenue Category and Expenditure Object	2021-22 Actual	2022-23 Estimated	2023-24 Recommended	2023-24 Adopted by the Board of Supervisors
1	2	3	4	5

**Budget Unit:** 900 NON DEPARTMENTAL

**Function:** Public Protection

**Activity:** Judicial

### Revenues

Fines, Forfeitures, and Penalties	400,272	354,396	450,000	450,000
Intergovernmental Revenues	796,206	669,798	669,957	669,957
Charges for Current Services	0	630	0	0
Miscellaneous Revenues	1,462	1,305	2,000	2,000
<b>Total Revenues</b>	<b>1,197,940</b>	<b>1,026,129</b>	<b>1,121,957</b>	<b>1,121,957</b>

### Expenditures/Appropriations

Salary and Employee Benefits	0	0	3,200	3,200
Services and Supplies	1,952,668	2,414,433	2,011,050	2,011,050
Support of Clients	0	0	52,000	52,000
Claims Expense	257,501	286,704	152,000	152,000

<b>Total Expenditures/Appropriations</b>	<b>2,210,169</b>	<b>2,701,137</b>	<b>2,218,250</b>	<b>2,218,250</b>
--	------------------	------------------	------------------	------------------

<b>Activity Total: Judicial</b>	<b>1,012,229</b>	<b>1,675,008</b>	<b>1,096,293</b>	<b>1,096,293</b>
---------------------------------	------------------	------------------	------------------	------------------

# County of Marin

## Financing Sources and Uses by Budget Unit by Object Governmental Funds Fiscal Year 2023-24

Detail by Revenue Category and Expenditure Object	2021-22 Actual	2022-23 Estimated	2023-24 Recommended	2023-24 Adopted by the Board of Supervisors
1	2	3	4	5

**Budget Unit:** 900 NON DEPARTMENTAL

**Function:** Public Protection

**Activity:** Other Protection

### Revenues

Licenses, Permits and Franchises	329,281	272,812	300,000	300,000
Fines, Forfeitures, and Penalties	48,426	34,891	46,930	46,930
Use of Money and Property	252,519	(238,300)	0	0
Intergovernmental Revenues	49,973,590	0	0	0
Charges for Current Services	2,464,312	2,442,918	2,670,160	2,670,160
Miscellaneous Revenues	(53,285)	0	0	0
Other Financing Sources	0	0	0	0
<b>Total Revenues</b>	<b>53,014,843</b>	<b>2,512,321</b>	<b>3,017,090</b>	<b>3,017,090</b>

### Expenditures/Appropriations

Salary and Employee Benefits	528,761	933	0	0
Services and Supplies	5,835,599	3,837,598	4,204,376	4,204,376
Intrafund Expense	21,101	23,117	27,042	27,042
Interfund Expense	157,592	0	0	0
Transfers Out	50,273,916	4,750	0	0
<b>Total Expenditures/Appropriations</b>	<b>56,816,969</b>	<b>3,866,398</b>	<b>4,231,418</b>	<b>4,231,418</b>
<b>Activity Total: Other Protection</b>	<b>3,802,126</b>	<b>1,354,077</b>	<b>1,214,328</b>	<b>1,214,328</b>
<b>Function Total: Public Protection</b>	<b>4,814,355</b>	<b>3,029,085</b>	<b>2,310,621</b>	<b>2,310,621</b>

# County of Marin

## Financing Sources and Uses by Budget Unit by Object Governmental Funds Fiscal Year 2023-24

Detail by Revenue Category and Expenditure Object	2021-22 Actual	2022-23 Estimated	2023-24 Recommended	2023-24 Adopted by the Board of Supervisors
1	2	3	4	5

**Budget Unit:** 900 NON DEPARTMENTAL

**Function:** Health and Sanitation

**Activity:** Health

**Revenues**

Use of Money and Property	1	(2)	0	0
Intergovernmental Revenues	0	0	0	0
Other Financing Sources	49,558,442	26,007,635	65,470,755	65,470,755
<b>Total Revenues</b>	<b>49,558,443</b>	<b>26,007,633</b>	<b>65,470,755</b>	<b>65,470,755</b>

**Expenditures/Appropriations**

Services and Supplies	92,021	180	0	0
Transfers Out	50,740,936	26,007,635	65,470,755	65,470,755
<b>Total Expenditures/Appropriations</b>	<b>50,832,957</b>	<b>26,007,815</b>	<b>65,470,755</b>	<b>65,470,755</b>
<b>Activity Total: Health</b>	<b>1,274,514</b>	<b>182</b>	<b>0</b>	<b>0</b>
<b>Function Total: Health and Sanitation</b>	<b>1,274,514</b>	<b>182</b>	<b>0</b>	<b>0</b>



# County of Marin

## Financing Sources and Uses by Budget Unit by Object Governmental Funds Fiscal Year 2023-24

Detail by Revenue Category and Expenditure Object	2021-22 Actual	2022-23 Estimated	2023-24 Recommended	2023-24 Adopted by the Board of Supervisors
1	2	3	4	5

<b>Budget Unit:</b> 900 NON DEPARTMENTAL				
<b>Function:</b> Public Assistance				
<b>Activity:</b> Other Assistance				
<b>Revenues</b>				
Intergovernmental Revenues	15,694,434	2,407,088	0	0
<b>Total Revenues</b>	<b>15,694,434</b>	<b>2,407,088</b>	<b>0</b>	<b>0</b>
<b>Expenditures/Appropriations</b>				
Salary and Employee Benefits	621,351	236,630	0	0
Services and Supplies	15,133,966	2,601,903	0	0
Intrafund Expense	0	0	0	0
Interfund Expense	0	0	0	0
<b>Total Expenditures/Appropriations</b>	<b>15,755,317</b>	<b>2,838,533</b>	<b>0</b>	<b>0</b>
<b>Activity Total: Other Assistance</b>	<b>60,883</b>	<b>431,445</b>	<b>0</b>	<b>0</b>
<b>Function Total: Public Assistance</b>	<b>60,883</b>	<b>431,445</b>	<b>0</b>	<b>0</b>
<b>Grand Total: 900 NON DEPARTMENTAL</b>	<b>(318,849,415)</b>	<b>(267,377,417)</b>	<b>(214,410,908)</b>	<b>(214,410,908)</b>

# *Road Fund Work Program Statement*

---

**2024 Requested Budget Road Fund Work Program Statement  
Road Fund 2160**

**Financing Sources**

	2022-23 Adopted	2023-24 Adopted
Unreserved Fund Balance Designated	-	-
Revenues From Use of Money and Property	2,500	2,500
Intergovernmental Revenues	6,842,207	6,842,207
Charges for Current Services	1,240,267	1,266,223
Other Financing Sources	4,307,550	4,157,650
Miscellaneous	45,000	45,000
<b>Total Sources</b>	<u>12,437,524</u>	<u>12,313,580</u>

**Financing Uses**

<b>By Object</b>		
Salaries & Benefits	6,901,106	6,842,968
Services & Supplies	1,787,245	1,886,412
Capital Assets	100,000	100,000
Interfund Expenses	2,369,867	2,204,894
<b>Total by Object</b>	<u>11,158,218</u>	<u>11,034,274</u>
<b>Administration</b>		
Salaries & Benefits	253,665	253,665
Services & Supplies	-	-
<b>Total by Administration</b>	<u>253,665</u>	<u>253,665</u>
<b>Total Construction</b>	<u>-</u>	<u>-</u>
<b>Maintenance</b>		
Salaries & Benefits	6,901,106	6,842,968
Services & Supplies	1,787,245	1,976,651
<b>Total Maintenance</b>	<u>8,688,351</u>	<u>8,819,619</u>
Vehicle Acquisition	100,000	100,000
Reimbursable Work	2,116,202	1,860,990
<b>Total Work Program</b>	<u>11,158,218</u>	<u>11,034,274</u>
Appropriation for Contingencies	<u>1,279,306</u>	<u>1,279,306</u>
<b>Total Uses</b>	<u>12,437,524</u>	<u>12,313,580</u>

# *Proprietary Funds Budget Forms*

---

## County of Marin

### Operation of Internal Service Fund Fiscal Year 2023-24

**Fund Title: 6600 Workers' Compensation**

**Service Activity: Other General**

	2021-22 Actual	2022-23 Estimated	2023-24 Recommended	2023-24 Adopted by the Board of Supervisors
Operating Detail 1	2	3	4	5
<b>Operating Revenues</b>				
Charges for Current Services	8,300,903	9,701,438	6,570,364	6,570,364
<b>Total Operating Revenues</b>	<b>8,300,903</b>	<b>9,701,438</b>	<b>6,570,364</b>	<b>6,570,364</b>
<b>Operating Expenditures/Appropriations</b>				
Salary and Employee Benefits	2,555,058	2,297,930	267,912	267,912
Services and Supplies	355,109	377,918	6,042	6,042
Interfund Expense	9,621	9,757	11,410	11,410
Claims Expense	3,603,116	3,521,274	6,285,000	6,285,000
<b>Total Operating Expenditures/Appropriations</b>	<b>6,522,904</b>	<b>6,206,879</b>	<b>6,570,364</b>	<b>6,570,364</b>
<b>Operating Income (Loss)</b>	<b>1,777,999</b>	<b>3,494,559</b>	<b>0</b>	<b>0</b>
<b>Non-Operating Expenses and Revenues</b>				
Interest/Investment Income and/or Gain	(479,954)	479,954	0	0
<b>Total Non-Operating Expenses and Revenues</b>	<b>(479,954)</b>	<b>479,954</b>	<b>0</b>	<b>0</b>
<b>Income Before Capital Contributions and Transfers</b>	<b>1,298,045</b>	<b>3,974,513</b>	<b>0</b>	<b>0</b>
<b>Change in Net Position</b>	<b>1,298,045</b>	<b>3,974,513</b>	<b>0</b>	<b>0</b>
<b>Net Position - Beginning Balance</b>	<b>15,650,252</b>	<b>16,948,297</b>	<b>20,922,810</b>	<b>20,922,810</b>
<b>Net Position - Ending Balance</b>	<b>16,948,297</b>	<b>20,922,810</b>	<b>20,922,810</b>	<b>20,922,810</b>

## County of Marin

### Operation of Internal Service Fund Fiscal Year 2023-24

**Fund Title: 6610 Technology Replacement**

**Service Activity: Other General**

Operating Detail	2021-22 Actual	2022-23 Estimated	2023-24 Recommended	2023-24 Adopted by the Board of Supervisors
1	2	3	4	5
<b>Operating Revenues</b>				
Charges for Current Services	1,178,524	1,184,647	2,112,035	2,112,035
<b>Total Operating Revenues</b>	<b>1,178,524</b>	<b>1,184,647</b>	<b>2,112,035</b>	<b>2,112,035</b>
<b>Operating Expenditures/Appropriations</b>				
Services and Supplies	1,153,497	966,003	2,631,477	2,631,477
Contingencies	0	0	230,558	230,558
Depreciation Expense	2,322	0	0	0
Amoritization	16,371	0	0	0
<b>Total Operating Expenditures/Appropriations</b>	<b>1,172,190</b>	<b>966,003</b>	<b>2,862,035</b>	<b>2,862,035</b>
<b>Operating Income (Loss)</b>	<b>6,334</b>	<b>218,644</b>	<b>750,000</b>	<b>750,000</b>
<b>Non-Operating Expenses and Revenues</b>				
Interest/Investment Income and/or Gain	(44,958)	101,169	0	0
<b>Total Non-Operating Expenses and Revenues</b>	<b>(44,958)</b>	<b>101,169</b>	<b>0</b>	<b>0</b>
<b>Income Before Capital Contributions and Transfers</b>	<b>(38,624)</b>	<b>319,813</b>	<b>750,000</b>	<b>750,000</b>
<b>Capital Contributions and Transfers</b>				
Other Financing Sources	1,205,003	(1,972,363)	750,000	750,000
<b>Change in Net Position</b>	<b>1,166,379</b>	<b>(1,652,550)</b>	<b>0</b>	<b>0</b>
<b>Net Position - Beginning Balance</b>	<b>3,773,501</b>	<b>4,939,880</b>	<b>3,287,330</b>	<b>3,287,330</b>
<b>Net Position - Ending Balance</b>	<b>4,939,880</b>	<b>3,287,330</b>	<b>3,287,330</b>	<b>3,287,330</b>

## County of Marin

### Operation of Internal Service Fund Fiscal Year 2023-24

**Fund Title: 6620 Vehicle Replacement**

**Service Activity: Other General**

	2021-22 Actual	2022-23 Estimated	2023-24 Recommended	2023-24 Adopted by the Board of Supervisors
Operating Detail 1	2	3	4	5
<b>Operating Revenues</b>				
Charges for Current Services	2,788,115	2,161,555	2,888,864	2,888,864
<b>Total Operating Revenues</b>	<b>2,788,115</b>	<b>2,161,555</b>	<b>2,888,864</b>	<b>2,888,864</b>
<b>Operating Expenditures/Appropriations</b>				
Services and Supplies	0	2,478,611	1,600,000	1,600,000
Contingencies	0	0	1,288,864	1,288,864
Depreciation Expense	641,276	0	0	0
<b>Total Operating Expenditures/Appropriations</b>	<b>641,276</b>	<b>2,478,611</b>	<b>2,888,864</b>	<b>2,888,864</b>
<b>Operating Income (Loss)</b>	<b>2,146,839</b>	<b>(317,056)</b>	<b>0</b>	<b>0</b>
<b>Non-Operating Expenses and Revenues</b>				
Gain or Loss on Sale of Capital Assets Interest / Investment Income and/or Gain	93,012	113,496	0	0
	(83,845)	191,773	0	0
<b>Total Non-Operating Expenses and Revenues</b>	<b>9,167</b>	<b>305,269</b>	<b>0</b>	<b>0</b>
<b>Income Before Capital Contributions and Transfers</b>	<b>2,062,994</b>	<b>(125,283)</b>	<b>0</b>	<b>0</b>
<b>Capital Contributions and Transfers</b>				
Other Financing Sources	2,500,000	0	0	0
<b>Change in Net Position</b>	<b>4,656,006</b>	<b>(11,787)</b>	<b>0</b>	<b>0</b>
<b>Net Position - Beginning Balance</b>	<b>6,774,316</b>	<b>11,430,322</b>	<b>11,418,535</b>	<b>11,418,535</b>
<b>Net Position - Ending Balance</b>	<b>11,430,322</b>	<b>11,418,535</b>	<b>11,418,535</b>	<b>11,418,535</b>

## County of Marin

**Operation of Enterprise Fund  
Fiscal Year 2023-24**

**Fund Title: 6710 Marin.org  
Service Activity: General Government - Other**

	2021-22 Actual	2022-23 Estimated	2023-24 Recommended	2023-24 Adopted by the Board of Supervisors
Operating Detail	2	3	4	5
1				
<b>Operating Revenues</b>				
Charges for Current Services	1,139,749	953,174	1,300,000	1,300,000
Other Revenue	0	0	0	0
<b>Total Operating Revenues</b>	<b>1,139,749</b>	<b>953,174</b>	<b>1,300,000</b>	<b>1,300,000</b>
<b>Operating Expenditures/Appropriations</b>				
Salary and Employee Benefits	0	0	0	0
Services and Supplies	729,361	783,529	1,064,961	1,064,961
Interfund Expense	243,605	230,000	235,289	235,289
Depreciation Expense	15,281	0	0	0
Amoritization	4,477	0	0	0
<b>Total Operating Expenditures/Appropriations</b>	<b>992,724</b>	<b>1,013,529</b>	<b>1,300,250</b>	<b>1,300,250</b>
<b>Operating Income (Loss)</b>	<b>147,025</b>	<b>(60,355)</b>	<b>(250)</b>	<b>(250)</b>
<b>Non-Operating Expenses and Revenues</b>				
Interest/Investment Income and/or Gain	(2,891)	8,449	250	250
<b>Total Non-Operating Expenses and Revenues</b>	<b>(2,891)</b>	<b>8,449</b>	<b>250</b>	<b>250</b>
<b>Income Before Capital Contributions and Transfers</b>	<b>144,134</b>	<b>(51,906)</b>	<b>0</b>	<b>0</b>
<b>Capital Contributions and Transfers</b>				
Net Transfers In/(Out)	0	0	0	0
<b>Change in Net Position</b>	<b>144,134</b>	<b>(51,906)</b>	<b>0</b>	<b>0</b>
<b>Net Position - Beginning Balance</b>	<b>547,882</b>	<b>692,016</b>	<b>640,110</b>	<b>640,110</b>
<b>Net Position - Ending Balance</b>	<b>692,016</b>	<b>640,110</b>	<b>640,110</b>	<b>640,110</b>



## County of Marin

**Operation of Enterprise Fund  
Fiscal Year 2023-24**

**Fund Title: 6720 Special Aviation  
Service Activity: Transportation Terminals**

Operating Detail	2021-22 Actual	2022-23 Estimated	2023-24 Recommended	2023-24 Adopted by the Board of Supervisors
1	2	3	4	5
<b>Operating Revenues</b>				
Intergovernmental Revenues	38,797	3,966	0	0
Charges for Current Services	692,298	655,769	715,000	715,000
Other Revenue	15,194	12,345	15,000	15,000
<b>Total Operating Revenues</b>	<b>746,289</b>	<b>672,080</b>	<b>730,000</b>	<b>730,000</b>
<b>Operating Expenditures/Appropriations</b>				
Salary and Employee Benefits	216,498	227,640	222,471	222,471
Services and Supplies	211,100	219,803	349,019	349,019
Interfund Expense	220,096	290,273	323,510	323,510
Depreciation Expense	358,226	0	0	0
<b>Total Operating Expenditures/Appropriations</b>	<b>1,005,920</b>	<b>737,716</b>	<b>895,000</b>	<b>895,000</b>
<b>Operating Income (Loss)</b>	<b>(259,631)</b>	<b>(65,636)</b>	<b>(165,000)</b>	<b>(165,000)</b>
<b>Non-Operating Expenses and Revenues</b>				
Interest/Investment Income and/or Gain	(8,856)	22,081	500	500
Interest/Investment (Expense) and/or (Loss)	(2,236)	(337)		(5,000)
Investment Income - Unrestricted	200,519	161,629	169,500	169,500
<b>Non-Operating Expenses and Revenues</b>	<b>189,427</b>	<b>183,373</b>	<b>165,000</b>	<b>165,000</b>
<b>Income Before Capital Contributions and Transfers</b>	<b>(70,204)</b>	<b>117,737</b>	<b>0</b>	<b>0</b>
<b>Capital Contributions and Transfers</b>				
Net Transfers In/(Out)	0	0	0	0
<b>Change in Net Position</b>	<b>(70,204)</b>	<b>117,737</b>	<b>0</b>	<b>0</b>
<b>Net Position - Beginning Balance</b>	<b>9,082,989</b>	<b>9,012,785</b>	<b>9,130,522</b>	<b>9,130,522</b>
<b>Net Position - Ending Balance</b>	<b>9,012,785</b>	<b>9,130,522</b>	<b>9,130,522</b>	<b>9,130,522</b>

## County of Marin

**Operation of Enterprise Fund  
Fiscal Year 2023-24**

**Fund Title: 6760 Marin Commons Property Mngt  
Service Activity: General Government - Property**

	2021-22 Actual	2022-23 Estimated	2023-24 Recommended	2023-24 Adopted by the Board of Supervisors
Operating Detail	2	3	4	5
1				
<b>Operating Revenues</b>				
Other Revenue	14,959	6,791	0	0
<b>Total Operating Revenues</b>	<b>14,959</b>	<b>6,791</b>	<b>0</b>	<b>0</b>
<b>Operating Expenditures/Appropriations</b>				
Salary and Employee Benefits	80,276	82,435	0	0
Services and Supplies	3,609,189	4,063,568	4,488,444	4,488,444
Contingencies	0	0	250,000	250,000
Depreciation Expense	370,302	0	0	0
Amoritization	66,754	0	0	0
<b>Total Operating Expenditures/Appropriations</b>	<b>4,126,521</b>	<b>4,146,003</b>	<b>4,738,444</b>	<b>4,738,444</b>
<b>Operating Income (Loss)</b>	<b>(4,111,562)</b>	<b>(4,139,212)</b>	<b>(4,738,444)</b>	<b>(4,738,444)</b>
<b>Non-Operating Expenses and Revenues</b>				
Interest/Investment Income and/or Gain	(29,887)	47,207	0	0
Interest/Investment (Expense) and/or (Loss)	12,174	0	0	0
Investment Income - Unrestricted	4,528,367	5,015,436	4,708,878	4,708,878
<b>Non-Operating Expenses and Revenues</b>	<b>4,510,654</b>	<b>5,062,643</b>	<b>4,708,878</b>	<b>4,708,878</b>
<b>Income Before Capital Contributions and Transfers</b>	<b>399,092</b>	<b>923,431</b>	<b>(29,566)</b>	<b>(29,566)</b>
<b>Capital Contributions and Transfers</b>				
Net Transfers In/(Out)	(45,134)	(45,134)	29,566	29,566
<b>Change in Net Position</b>	<b>353,958</b>	<b>878,297</b>	<b>0</b>	<b>0</b>
<b>Net Position - Beginning Balance</b>	<b>6,113,473</b>	<b>6,467,431</b>	<b>7,345,728</b>	<b>7,345,728</b>
<b>Net Position - Ending Balance</b>	<b>6,467,431</b>	<b>7,345,728</b>	<b>7,345,728</b>	<b>7,345,728</b>

# *Special District Budget Forms*

---

# County of Marin

## Special Districts and Other Agencies Summary - Nonenterprise Fiscal Year 2023-24

District/Agency Name	Total Financing Sources				Total Financing Uses		
	Fund Balance Available June 30, 2023	Decreases to Obligated Fund Balances	Additional Financing Sources	Total Financing Sources	Financing Uses	Increases to Obligated Fund Balances	Total Financing Uses
1	2	3	4	5	6	7	8

Sewer Maintenance							
3010 Murray Park SMD	0	0	0	0	0	0	0
3020 San Quentin SMD	19,815	0	46,385	66,200	66,200	0	66,200
<b>Total Sewer Maintenance</b>	<b>19,815</b>	<b>0</b>	<b>46,385</b>	<b>66,200</b>	<b>66,200</b>	<b>0</b>	<b>66,200</b>

Community Service Area							
3030 CSA #1 Loma Verde	43,953	0	58,115	102,068	102,068	0	102,068
3040 CSA #6 Santa Venetia	12,566	0	243,434	256,000	256,000	0	256,000
3050 CSA #9 Northbridge	9,205	0	22,871	32,076	32,076	0	32,076
3060 CSA#13MarinCoUpLucas	0	0	983,620	983,620	983,620	0	983,620
3070 CSA #14 Hmstd Valley	118,928	0	467,043	585,971	585,971	0	585,971
3080 CSA #16 Greenbrae	123,141	0	356,690	479,831	479,831	0	479,831
3090 CSA #17 Kentfield	722,006	0	1,057,153	1,779,159	1,779,159	0	1,779,159
3100 CSA #17 Police Svcs	0	0	237,208	237,208	237,208	0	237,208
3110 CSA #18GalnsVilgArea	139,338	0	206,372	345,710	345,710	0	345,710
3120 CSA #19FireProtecSvc	0	0	3,539,361	3,539,361	3,539,361	0	3,539,361

# County of Marin

## Special Districts and Other Agencies Summary - Nonenterprise Fiscal Year 2023-24

District/Agency Name	Total Financing Sources				Total Financing Uses		
	Fund Balance Available June 30, 2023	Decreases to Obligated Fund Balances	Additional Financing Sources	Total Financing Sources	Financing Uses	Increases to Obligated Fund Balances	Total Financing Uses
1	2	3	4	5	6	7	8
3130 CSA #20 IndianValley	6,732	0	18,268	25,000	25,000	0	25,000
3140 CSA #27 RssVal'yPara	0	0	75,000	75,000	75,000	0	75,000
3150 CSA #28 WMarinParmed	635	0	371,427	372,062	372,062	0	372,062
3160 CSA #29 Paradise Cay	(59,000)	0	220,000	161,000	161,000	0	161,000
3170 CSA #31 Co Fire	0	0	530,551	530,551	530,551	0	530,551
3180 CSA #33 Stnsn Bch	1,600	0	32,250	33,850	33,850	0	33,850
3410 CSA 17 License Plate Readers	0	0	6,237	6,237	6,237	0	6,237
3470 CSA 14 CAPITAL IMPROVEMENT	0	0	0	0	0	0	0
<b>Total Community Service Area</b>	<b>1,119,104</b>	<b>0</b>	<b>8,425,600</b>	<b>9,544,704</b>	<b>9,544,704</b>	<b>0</b>	<b>9,544,704</b>
<b>Lighting District</b>							
3190 Marin Co Lighting	112,219	0	971,630	1,083,849	1,083,849	0	1,083,849
3200 RushCrkLight&Landscp	28,662	0	85,790	114,452	114,452	0	114,452
<b>Total Lighting District</b>	<b>140,881</b>	<b>0</b>	<b>1,057,420</b>	<b>1,198,301</b>	<b>1,198,301</b>	<b>0</b>	<b>1,198,301</b>
<b>Flood Control Zone</b>							
2190 Marin County Stormwater Pollution	132,593	0	1,636,000	1,768,593	1,768,593	0	1,768,593
3210 FCZ #1 Novato	(1,375,353)	0	3,121,000	1,745,647	1,745,647	0	1,745,647

# County of Marin

## Special Districts and Other Agencies Summary - Nonenterprise Fiscal Year 2023-24

District/Agency Name	Total Financing Sources				Total Financing Uses		
	Fund Balance Available June 30, 2023	Decreases to Obligated Fund Balances	Additional Financing Sources	Total Financing Sources	Financing Uses	Increases to Obligated Fund Balances	Total Financing Uses
1	2	3	4	5	6	7	8
3220 FCZ #3 RichardsonBay	(692,522)	0	2,553,950	1,861,428	1,861,428	0	1,861,428
3230 FCZ #4 Bel Aire	(431,370)	0	898,320	466,950	466,950	0	466,950
3240 FCZ #4AStrwbryCircle	(1,804)	0	6,304	4,500	4,500	0	4,500
3250 FCZ #5 Stnsn Bch	1,957	0	114,582	116,539	116,539	0	116,539
3260 FCZ #6 SnRfIMeadows	(10,335)	0	50,086	39,751	39,751	0	39,751
3270 FCZ #7 Santa Venetia	365,375	0	616,285	981,660	981,660	0	981,660
3280 FCZ #9ARssVlyCrteMad	(500)	0	500	0	0	0	0
3290 FCZ #9 Ross Valley	(2,237,060)	0	4,200,313	1,963,253	1,963,253	0	1,963,253
3300 FCZ #10 Inverness	6,175	0	75	6,250	6,250	0	6,250
<b>Total Flood Control Zone</b>	<b>(4,242,844)</b>	<b>0</b>	<b>13,197,415</b>	<b>8,954,571</b>	<b>8,954,571</b>	<b>0</b>	<b>8,954,571</b>

### Permanent Road Division

3310 Bolinas HighlandsPRD	4,128	0	10,872	15,000	15,000	0	15,000
3320 Monte Cristo PRD	0	0	7,014	7,014	7,014	0	7,014
3330 Inverness Div #2 PRD	0	0	4,028	4,028	4,028	0	4,028
3340 Mt ViewAveLagntasPRD	7,458	0	2,542	10,000	10,000	0	10,000
3350 Paradise Estates PRD	31,960	0	67,040	99,000	99,000	0	99,000
3360 Madrone ParkCrclePRD	0	0	0	0	0	0	0

## County of Marin

### Special Districts and Other Agencies Summary - Nonenterprise Fiscal Year 2023-24

District/Agency Name	Total Financing Sources				Total Financing Uses		
	Fund Balance Available June 30, 2023	Decreases to Obligated Fund Balances	Additional Financing Sources	Total Financing Sources	Financing Uses	Increases to Obligated Fund Balances	Total Financing Uses
1	2	3	4	5	6	7	8
3460 INVERNES #2A PRD	0	0	56,667	56,667	56,667	0	56,667
3490 RIDGEWOOD PRD	15,740	0	35,600	51,340	51,340	0	51,340
<b>Total Permanent Road Division</b>	<b>59,286</b>	<b>0</b>	<b>183,763</b>	<b>243,049</b>	<b>243,049</b>	<b>0</b>	<b>243,049</b>
<b>Open Space</b>							
2540 Marin County Open Space	1,098,969	0	9,894,000	10,992,969	10,992,969	0	10,992,969
<b>Total Open Space</b>	<b>1,098,969</b>	<b>0</b>	<b>9,894,000</b>	<b>10,992,969</b>	<b>10,992,969</b>	<b>0</b>	<b>10,992,969</b>
<b>Other</b>							
1640 CFD 97-1AssmtBndsDSF	(12,300)	0	304,000	291,700	291,700	0	291,700
1650 CFD93-1AssmtBondsDSF	1,800	0	304,000	305,800	305,800	0	305,800
1670 2013 Refunding Revenue Bond	0	0	574,000	574,000	574,000	0	574,000
2710 PublicAuth Admin (IHSS)	(2,026)	0	3,478,053	3,476,027	3,476,027	0	3,476,027
3380 Law Library Investmt	0	0	0	0	0	0	0
3400 Law Library BP6322.1	12,000	0	232,568	244,568	244,568	0	244,568
<b>Total Other</b>	<b>(526)</b>	<b>0</b>	<b>4,892,621</b>	<b>4,892,095</b>	<b>4,892,095</b>	<b>0</b>	<b>4,892,095</b>
<b>Total Special Districts and Other Agencies</b>	<b>(1,805,315)</b>	<b>0</b>	<b>37,697,204</b>	<b>35,891,889</b>	<b>35,891,889</b>	<b>0</b>	<b>35,891,889</b>

# County of Marin

**Fund Balance**  
**Special District and Other Agencies - Nonenterprise**  
**Fiscal Year 2023-24**

Actual \_\_\_  
Estimated X

District/Agency Name	Total Fund Balance June 30, 2023	Less: Obligated Fund Balances			Fund Balance Available June 30, 2023
		Encumbrances	Nonspendable, Restricted, and Committed	Assigned	
1	2	3	4	5	6

**Sewer Maintenance**

3020 San Quentin SMD	55,441	35,626	0	0	19,815
<b>Total Sewer Maintenance</b>	<b>55,441</b>	<b>35,626</b>	<b>0</b>	<b>0</b>	<b>19,815</b>

**Community Service Area**

3030 CSA #1 Loma Verde	44,252	299	0	0	43,953
3040 CSA #6 Santa Venetia	469,852	457,286	0	0	12,566
3050 CSA #9 Northbridge	9,382	177	0	0	9,205
3060 CSA#13MarinCoUpLucas	26,463	26,463	0	0	0
3070 CSA #14 Hmstd Valley	157,876	38,948	0	0	118,928
3080 CSA #16 Greenbrae	176,111	52,970	0	0	123,141
3090 CSA #17 Kentfield	2,470,011	1,748,005	0	0	722,006
3100 CSA #17 Police Svcs	0	0	0	0	0
3110 CSA #18GalnsVilgArea	147,044	7,706	0	0	139,338
3120 CSA #19Fire ProtecSvc	25,460	25,460	0	0	0
3130 CSA #20 IndianValley	6,732	0	0	0	6,732
3140 CSA #27 RssVal'yPara	0	0	0	0	0
3150 CSA #28 WMarinParmed	635	0	0	0	635
3160 CSA #29 Paradise Cay	(59,000)	0	0	0	(59,000)



# County of Marin

**Fund Balance**  
**Special District and Other Agencies - Nonenterprise**  
**Fiscal Year 2023-24**

Actual \_\_\_  
Estimated \_X\_

District/Agency Name 1	Total Fund Balance June 30, 2023 2	Less: Obligated Fund Balances			Fund Balance Available June 30, 2023 6
		Encumbrances 3	Nonspendable, Restricted, and Committed 4	Assigned 5	
3170 CSA #31 Co Fire	0	0	0	0	0
3180 CSA #33 Stnsn Bch	5,386	3,786	0	0	1,600
3410 CSA 17 License Plate Readers	5,243	5,243	0	0	0
3470 CSA 14 CAPITAL IMPROVEMENT	6,144	6,144	0	0	0
<b>Total Community Service Area</b>	<b>3,491,591</b>	<b>2,372,487</b>	<b>0</b>	<b>0</b>	<b>1,119,104</b>
<b>Lighting District</b>					
3190 Marin Co Lighting	134,520	22,301	0	0	112,219
3200 RushCrkLight&Landscp	32,612	3,950	0	0	28,662
<b>Total Lighting District</b>	<b>167,132</b>	<b>26,251</b>	<b>0</b>	<b>0</b>	<b>140,881</b>
<b>Flood Control Zone</b>					
2190 Marin County Stormwater Pollution	603,675	338,489	0	132,593	132,593
3210 FCZ #1 Novato	(856,501)	518,852	0	0	(1,375,353)
3220 FCZ #3 RichardsonBay	1,113,659	1,806,181	0	0	(692,522)
3230 FCZ #4 Bel Aire	(355,711)	75,659	0	0	(431,370)
3240 FCZ #4AstrwbryCircle	(1,804)	0	0	0	(1,804)
3250 FCZ #5 Stnsn Bch	11,957	10,000	0	0	1,957
3260 FCZ #6 SnRf'lMeadows	(10,335)	0	0	0	(10,335)
3270 FCZ #7 Santa Venetia	838,339	472,964	0	0	365,375
3280 FCZ #9ARssVlyCrteMad	(500)	0	0	0	(500)

# County of Marin

**Fund Balance**  
**Special District and Other Agencies - Nonenterprise**  
**Fiscal Year 2023-24**

Actual \_\_\_  
Estimated \_X\_

District/Agency Name	Total Fund Balance June 30, 2023	Less: Obligated Fund Balances			Fund Balance Available June 30, 2023
		Encumbrances	Nonspendable, Restricted, and Committed	Assigned	
1	2	3	4	5	6
3290 FCZ #9 Ross Valley	1,244,100	3,481,160	0	0	(2,237,060)
3300 FCZ #10 Inverness	6,175	0	0	0	6,175
<b>Total Flood Control Zone</b>	<b>2,593,054</b>	<b>6,703,305</b>	<b>0</b>	<b>132,593</b>	<b>(4,242,844)</b>
<b>Permanent Road Division</b>					
3310 Bolinas HighlandsPRD	4,128	0	0	0	4,128
3320 Monte Cristo PRD	0	0	0	0	0
3330 Inverness Div #2 PRD	0	0	0	0	0
3340 Mt ViewAveLagntasPRD	7,458	0	0	0	7,458
3350 Paradise Estates PRD	41,930	9,970	0	0	31,960
3360 Madrone ParkCrclePRD	0	0	0	0	0
3460 INVERNES #2A PRD	0	0	0	0	0
3490 RIDGEWOOD PRD	15,740	0	0	0	15,740
<b>Total Permanent Road Division</b>	<b>69,256</b>	<b>9,970</b>	<b>0</b>	<b>0</b>	<b>59,286</b>
<b>Open Space</b>					
2540 Marin County Open Space	9,613,396	1,415,458	2,000,000	5,098,969	1,098,969
<b>Total Open Space</b>	<b>9,613,396</b>	<b>1,415,458</b>	<b>2,000,000</b>	<b>5,098,969</b>	<b>1,098,969</b>
<b>Other</b>					
1640 CFD 97-1AssmtBndsDSF	(12,300)	0	0	0	(12,300)
1650 CFD93-1AssmtBondsDSF	1,800	0	0	0	1,800

## County of Marin

**Fund Balance**  
**Special District and Other Agencies - Nonenterprise**  
**Fiscal Year 2023-24**

Actual \_\_\_  
Estimated X

District/Agency Name	Total Fund Balance June 30, 2023	Less: Obligated Fund Balances			Fund Balance Available June 30, 2023
		Encumbrances	Nonspendable, Restricted, and Committed	Assigned	
1	2	3	4	5	6
1670 2013 Refunding Revenue Bond	0	0	0	0	0
2710 PublicAuth Admin (IHSS)	(2,026)	0	0	0	(2,026)
3380 Law Library Investmt	0	0	0	0	0
3400 Law Library BP6322.1	12,000	0	0	0	12,000
<b>Total Other</b>	<b>(526)</b>	<b>0</b>	<b>0</b>	<b>0</b>	<b>(526)</b>
<b>Total Special Districts and Other Agencies</b>	<b>15,989,344</b>	<b>10,563,097</b>	<b>2,000,000</b>	<b>5,231,562</b>	<b>(1,805,315)</b>

# County of Marin

**Special Districts and Other Agencies  
Nonenterprise - Obligated Fund Balances  
Fiscal Year 2023-24**

District/Agency Name	Obligated Fund Balances June 30, 2023	Decreases or Cancellations		Increases or New Obligated Fund Balances		
		Recommended	Adopted by the Board of Supervisors	Recommended	Adopted by the Board of Supervisors	Total Obligated Fund Balances for the Budget Year
1	2	3	4	5	6	7

**Flood Control Zone**

2190	Marin County Stormwater Pollutio						
	<b>Assigned</b>						
	330311 REQUIRED USE OF FUND BALANC	132,593	0	0	0	0	132,593
	<b>Total Assigned</b>	<b>132,593</b>	<b>0</b>	<b>0</b>	<b>0</b>	<b>0</b>	<b>132,593</b>
<b>Total 2190</b>	<b>Marin County Stormwater Polluti</b>	<b>132,590</b>	<b>0</b>	<b>0</b>	<b>0</b>	<b>0</b>	<b>132,593</b>
<b>Total</b>	<b>Flood Control Zone</b>	<b>132,593</b>	<b>0</b>	<b>0</b>	<b>0</b>	<b>0</b>	<b>132,593</b>

# County of Marin

## Special Districts and Other Agencies Nonenterprise - Obligated Fund Balances Fiscal Year 2023-24

District/Agency Name	Obligated Fund Balances June 30, 2023	Decreases or Cancellations		Increases or New Obligated Fund Balances		
		Recommended	Adopted by the Board of Supervisors	Recommended	Adopted by the Board of Supervisors	Total Obligated Fund Balances for the Budget Year
1	2	3	4	5	6	7

**Open Space**

2540 Marin County Open Space

<b>Committed</b>						
399997 OPEN SPACE CMTD FD BAL-VEHI	0	0	0	0	0	0
320555 COM FD BAL-ECNOMIC UNCERT	0	0	0	0	0	0
320525 COM FUND BAL-ONETME CAP PR	1,000,000	0	0	0	0	1,000,000
320515 COMMITTED FUND BAL-SP LITIG	1,000,000	0	0	0	0	1,000,000
<b>Total Committed</b>	<b>2,000,000</b>	<b>0</b>	<b>0</b>	<b>0</b>	<b>0</b>	<b>2,000,000</b>
<b>Assigned</b>						
330325 ASSIGNED FD BAL-VEHICLE REPL	1,000,000	0	0	0	0	1,000,000
330312 DESIGNATED FB - FACILITY IMPR	2,000,000	0	0	0	0	2,000,000
330311 REQUIRED USE OF FUND BALANC	1,098,969	0	0	0	0	1,098,969
320556 ASNGD FD BAL-ECNOMIC UNCER	1,000,000	0	0	0	0	1,000,000
<b>Total Assigned</b>	<b>5,098,969</b>	<b>0</b>	<b>0</b>	<b>0</b>	<b>0</b>	<b>5,098,969</b>
<b>Total 2540 Marin County Open Space</b>	<b>7,098,969</b>	<b>0</b>	<b>0</b>	<b>0</b>	<b>0</b>	<b>7,098,969</b>
<b>Total Open Space</b>	<b>7,098,969</b>	<b>0</b>	<b>0</b>	<b>0</b>	<b>0</b>	<b>7,098,969</b>

## County of Marin

**Special Districts and Other Agencies  
Nonenterprise - Obligated Fund Balances  
Fiscal Year 2023-24**

District/Agency Name	Obligated Fund Balances June 30, 2023	Decreases or Cancellations		Increases or New Obligated Fund Balances		
		Recommended	Adopted by the Board of Supervisors	Recommended	Adopted by the Board of Supervisors	Total Obligated Fund Balances for the Budget Year
1	2	3	4	5	6	7

**Other**

1650	CFD93-1AssmtBondsDSF						
	<b>Assigned</b>						
	330311 REQUIRED USE OF FUND BALANC	0	0	0	0	0	0
	<b>Total Assigned</b>	<b>0</b>	<b>0</b>	<b>0</b>	<b>0</b>	<b>0</b>	<b>0</b>
<b>Total 1650</b>	<b>CFD93-1AssmtBondsDSF</b>	<b>0</b>	<b>0</b>	<b>0</b>	<b>0</b>	<b>0</b>	<b>0</b>
<b>Total</b>	<b>Other</b>	<b>0</b>	<b>0</b>	<b>0</b>	<b>0</b>	<b>0</b>	<b>0</b>

<b>Total Special Districts and Other Agencies</b>	<b>7,231,562</b>	<b>0</b>	<b>0</b>	<b>0</b>	<b>0</b>	<b>0</b>	<b>7,231,562</b>
---	------------------	----------	----------	----------	----------	----------	------------------

# County of Marin

**Special Districts and Other Agencies Summary**  
**Nonenterprise Financing Sources and Uses by Budget Unit by Object**  
**Fiscal Year 2023-24**

Detail by Revenue Category and Expenditure Object 1	2021-22 Actual 2	2022-23 Estimated 3	2023-24 Recommended 4	2023-24 Adopted by the Board of Supervisors 5
--	------------------------	---------------------------	-----------------------------	--

**1640 CFD 97-1AssmtBndsDSF**

<b>Revenues</b>				
Taxes	304,032	303,852	304,000	304,000
Use of Money and Property	(3,301)	9,441	0	0
<b>Total for: Revenues</b>	<b>300,731</b>	<b>313,293</b>	<b>304,000</b>	<b>304,000</b>
<b>Expenditures/Appropriations</b>				
Services and Supplies	8,045	11,288	15,000	15,000
Transfers Out	274,988	285,000	276,700	276,700
<b>Total for: Expenditures/Appropriations</b>	<b>283,033</b>	<b>296,288</b>	<b>291,700</b>	<b>291,700</b>
<b>Net Cost:</b>	<b>(17,698)</b>	<b>(17,005)</b>	<b>(12,300)</b>	<b>(12,300)</b>

# County of Marin

## Special Districts and Other Agencies Summary Nonenterprise Financing Sources and Uses by Budget Unit by Object Fiscal Year 2023-24

Detail by Revenue Category and Expenditure Object 1	2021-22 Actual 2	2022-23 Estimated 3	2023-24 Recommended 4	2023-24 Adopted by the Board of Supervisors 5
--	------------------------	---------------------------	-----------------------------	--

**1650 CFD93-1AssmtBondsDSF**

<b>Revenues</b>				
Taxes	304,032	303,852	304,000	304,000
Use of Money and Property	(2,647)	7,824	0	0
<b>Total for: Revenues</b>	<b>301,385</b>	<b>311,676</b>	<b>304,000</b>	<b>304,000</b>
<b>Expenditures/Appropriations</b>				
Services and Supplies	5,421	2,882	8,500	8,500
Transfers Out	292,350	301,000	297,300	297,300
<b>Total for: Expenditures/Appropriations</b>	<b>297,771</b>	<b>303,882</b>	<b>305,800</b>	<b>305,800</b>
<b>Net Cost:</b>	<b>(3,614)</b>	<b>(7,794)</b>	<b>1,800</b>	<b>1,800</b>



# County of Marin

## Special Districts and Other Agencies Summary Nonenterprise Financing Sources and Uses by Budget Unit by Object Fiscal Year 2023-24

Detail by Revenue Category and Expenditure Object	2021-22 Actual	2022-23 Estimated	2023-24 Recommended	2023-24 Adopted by the Board of Supervisors
1	2	3	4	5

**1670 2013 Refunding Revenue Bond**

Revenues				
Use of Money and Property	(91)	(3,924)	0	0
Other Financing Sources	567,338	586,000	574,000	574,000
<b>Total for: Revenues</b>	<b>567,247</b>	<b>582,076</b>	<b>574,000</b>	<b>574,000</b>
Expenditures/Appropriations				
Services and Supplies	5,600	5,600	7,000	7,000
Other Financing Uses	566,620	564,422	567,000	567,000
<b>Total for: Expenditures/Appropriations</b>	<b>572,220</b>	<b>570,022</b>	<b>574,000</b>	<b>574,000</b>
<b>Net Cost:</b>	<b>4,973</b>	<b>(12,054)</b>	<b>0</b>	<b>0</b>

# County of Marin

**Special Districts and Other Agencies Summary**  
**Nonenterprise Financing Sources and Uses by Budget Unit by Object**  
**Fiscal Year 2023-24**

Detail by Revenue Category and Expenditure Object	2021-22 Actual	2022-23 Estimated	2023-24 Recommended	2023-24 Adopted by the Board of Supervisors
1	2	3	4	5

**2190 Marin County Stormwater Pollution**

<b>Revenues</b>				
Use of Money and Property	(4,780)	17,635	1,000	1,000
Intergovernmental Revenues	5,548	190,212	685,000	685,000
Charges for Current Services	589,415	666,465	702,513	702,513
Miscellaneous Revenues	0	0	0	0
Other Financing Sources	210,585	233,535	247,487	247,487
<b>Total for: Revenues</b>	<b>800,768</b>	<b>1,107,847</b>	<b>1,636,000</b>	<b>1,636,000</b>
<b>Expenditures/Appropriations</b>				
Services and Supplies	248,215	304,280	1,123,925	1,123,925
Interfund Expense	519,573	592,696	644,668	644,668
<b>Total for: Expenditures/Appropriations</b>	<b>767,788</b>	<b>896,976</b>	<b>1,768,593</b>	<b>1,768,593</b>
<b>Net Cost:</b>	<b>(32,980)</b>	<b>(210,871)</b>	<b>132,593</b>	<b>132,593</b>

# County of Marin

**Special Districts and Other Agencies Summary**  
**Nonenterprise Financing Sources and Uses by Budget Unit by Object**  
**Fiscal Year 2023-24**

Detail by Revenue Category and Expenditure Object	2021-22 Actual	2022-23 Estimated	2023-24 Recommended	2023-24 Adopted by the Board of Supervisors
1	2	3	4	5

**2540 Marin County Open Space**

<b>Revenues</b>				
Taxes	9,326,317	9,887,411	9,791,000	9,791,000
Licenses, Permits and Franchises	4,727	3,800	0	0
Use of Money and Property	(77,569)	274,461	48,000	48,000
Intergovernmental Revenues	33,293	32,811	33,000	33,000
Charges for Current Services	13,422	367	0	0
Miscellaneous Revenues	179,008	362,292	22,000	22,000
Other Financing Sources	0	0	0	0
<b>Total for: Revenues</b>	<b>9,479,198</b>	<b>10,561,142</b>	<b>9,894,000</b>	<b>9,894,000</b>
<b>Expenditures/Appropriations</b>				
Salary and Employee Benefits	5,446,886	5,532,513	6,098,330	6,098,330
Services and Supplies	1,217,987	1,755,924	2,635,750	2,635,750
Capital Assets	14,300	629,468	0	0
Intrafund Expense	0	0	4,420	4,420
Interfund Expense	1,770,650	2,050,305	2,254,469	2,254,469
Other Financing Uses	0	0	0	0
Transfers Out	10,000	10,000	0	0
<b>Total for: Expenditures/Appropriations</b>	<b>8,459,823</b>	<b>9,978,210</b>	<b>10,992,969</b>	<b>10,992,969</b>
<b>Net Cost:</b>	<b>(1,019,375)</b>	<b>(582,932)</b>	<b>1,098,969</b>	<b>1,098,969</b>

# County of Marin

## Special Districts and Other Agencies Summary Nonenterprise Financing Sources and Uses by Budget Unit by Object Fiscal Year 2023-24

Detail by Revenue Category and Expenditure Object	2021-22 Actual	2022-23 Estimated	2023-24 Recommended	2023-24 Adopted by the Board of Supervisors
1	2	3	4	5

**2710 PublicAuth Admin (IHSS)**

Revenues				
Use of Money and Property	(4)	(1,501)	0	0
Intergovernmental Revenues	311,976	274,578	324,586	324,586
Miscellaneous Revenues	0	0	0	0
Other Financing Sources	1,959,544	3,598,396	3,153,467	3,153,467
<b>Total for: Revenues</b>	<b>2,271,516</b>	<b>3,871,473</b>	<b>3,478,053</b>	<b>3,478,053</b>
Expenditures/Appropriations				
Salary and Employee Benefits	671,920	803,691	856,594	856,594
Services and Supplies	205,815	347,178	269,698	269,698
Support of Clients	2,079,072	2,114,380	2,349,735	2,349,735
Interfund Expense	68,388	0	0	0
Claims Expense	0	0	0	0
<b>Total for: Expenditures/Appropriations</b>	<b>3,025,195</b>	<b>3,265,249</b>	<b>3,476,027</b>	<b>3,476,027</b>
<b>Net Cost:</b>	<b>753,679</b>	<b>(606,224)</b>	<b>(2,026)</b>	<b>(2,026)</b>

# County of Marin

## Special Districts and Other Agencies Summary Nonenterprise Financing Sources and Uses by Budget Unit by Object Fiscal Year 2023-24

Detail by Revenue Category and Expenditure Object	2021-22 Actual	2022-23 Estimated	2023-24 Recommended	2023-24 Adopted by the Board of Supervisors
1	2	3	4	5

**3020 San Quentin SMD**

Revenues				
Taxes	50,041	51,144	45,785	45,785
Use of Money and Property	(2,345)	5,992	500	500
Intergovernmental Revenues	91	90	100	100
Miscellaneous Revenues	0	0	0	0
<b>Total for: Revenues</b>	<b>47,787</b>	<b>57,226</b>	<b>46,385</b>	<b>46,385</b>
Expenditures/Appropriations				
Services and Supplies	29,000	20,473	46,200	46,200
Interfund Expense	1,113	389	20,000	20,000
<b>Total for: Expenditures/Appropriations</b>	<b>30,113</b>	<b>20,862</b>	<b>66,200</b>	<b>66,200</b>
<b>Net Cost:</b>	<b>(17,674)</b>	<b>(36,364)</b>	<b>19,815</b>	<b>19,815</b>

# County of Marin

## Special Districts and Other Agencies Summary Nonenterprise Financing Sources and Uses by Budget Unit by Object Fiscal Year 2023-24

Detail by Revenue Category and Expenditure Object	2021-22 Actual	2022-23 Estimated	2023-24 Recommended	2023-24 Adopted by the Board of Supervisors
1	2	3	4	5

**3030 CSA #1 Loma Verde**

Revenues				
Taxes	53,988	57,292	52,067	52,067
Use of Money and Property	(4,546)	11,274	5,833	5,833
Intergovernmental Revenues	192	191	215	215
<b>Total for:</b>	<b>Revenues</b>	<b>49,634</b>	<b>68,757</b>	<b>58,115</b>
Expenditures/Appropriations				
Services and Supplies	11,018	15,056	90,744	90,744
Interfund Expense	19,700	7,699	11,324	11,324
<b>Total for:</b>	<b>Expenditures/Appropriations</b>	<b>30,718</b>	<b>22,755</b>	<b>102,068</b>
<b>Net Cost:</b>	<b>(18,916)</b>	<b>(46,002)</b>	<b>43,953</b>	<b>43,953</b>

## County of Marin

**Special Districts and Other Agencies Summary**  
**Nonenterprise Financing Sources and Uses by Budget Unit by Object**  
**Fiscal Year 2023-24**

Detail by Revenue Category and Expenditure Object 1	2021-22 Actual 2	2022-23 Estimated 3	2023-24 Recommended 4	2023-24 Adopted by the Board of Supervisors 5
--	------------------------	---------------------------	-----------------------------	--

**3040 CSA #6 Santa Venetia**

Revenues				
Taxes	258,611	268,835	217,434	217,434
Use of Money and Property	(31,301)	77,684	25,000	25,000
Intergovernmental Revenues	941	917	1,000	1,000
<b>Total for: Revenues</b>	<b>228,251</b>	<b>347,436</b>	<b>243,434</b>	<b>243,434</b>
Expenditures/Appropriations				
Services and Supplies	1,232	7,400	201,000	201,000
Interfund Expense	9,058	22,152	55,000	55,000
<b>Total for: Expenditures/Appropriations</b>	<b>10,290</b>	<b>29,552</b>	<b>256,000</b>	<b>256,000</b>
<b>Net Cost:</b>	<b>(217,961)</b>	<b>(317,884)</b>	<b>12,566</b>	<b>12,566</b>

# County of Marin

**Special Districts and Other Agencies Summary**  
**Nonenterprise Financing Sources and Uses by Budget Unit by Object**  
**Fiscal Year 2023-24**

Detail by Revenue Category and Expenditure Object 1	2021-22 Actual 2	2022-23 Estimated 3	2023-24 Recommended 4	2023-24 Adopted by the Board of Supervisors 5
--	------------------------	---------------------------	-----------------------------	--

**3050 CSA #9 Northbridge**

<b>Revenues</b>				
Taxes	21,938	22,709	22,344	22,344
Use of Money and Property	(305)	758	462	462
Intergovernmental Revenues	62	61	65	65
<b>Total for: Revenues</b>	<b>21,695</b>	<b>23,528</b>	<b>22,871</b>	<b>22,871</b>
<b>Expenditures/Appropriations</b>				
Salary and Employee Benefits	139	146	160	160
Services and Supplies	12,596	10,365	25,226	25,226
Interfund Expense	10,586	8,183	6,690	6,690
<b>Total for: Expenditures/Appropriations</b>	<b>23,321</b>	<b>18,694</b>	<b>32,076</b>	<b>32,076</b>
<b>Net Cost:</b>	<b>1,626</b>	<b>(4,834)</b>	<b>9,205</b>	<b>9,205</b>



## County of Marin

**Special Districts and Other Agencies Summary**  
**Nonenterprise Financing Sources and Uses by Budget Unit by Object**  
**Fiscal Year 2023-24**

Detail by Revenue Category and Expenditure Object 1	2021-22 Actual 2	2022-23 Estimated 3	2023-24 Recommended 4	2023-24 Adopted by the Board of Supervisors 5
--	------------------------	---------------------------	-----------------------------	--

**3060 CSA#13MarinCoUpLucas**

Revenues				
Taxes	866,313	921,611	978,620	978,620
Use of Money and Property	(10,528)	27,459	3,000	3,000
Intergovernmental Revenues	2,536	2,572	2,000	2,000
Miscellaneous Revenues	0	0	0	0
<b>Total for: Revenues</b>	<b>858,321</b>	<b>951,642</b>	<b>983,620</b>	<b>983,620</b>
Expenditures/Appropriations				
Services and Supplies	725,620	839,391	960,000	960,000
Interfund Expense	10,733	18,330	23,620	23,620
<b>Total for: Expenditures/Appropriations</b>	<b>736,353</b>	<b>857,721</b>	<b>983,620</b>	<b>983,620</b>
<b>Net Cost:</b>	<b>(121,968)</b>	<b>(93,921)</b>	<b>0</b>	<b>0</b>

# County of Marin

**Special Districts and Other Agencies Summary**  
**Nonenterprise Financing Sources and Uses by Budget Unit by Object**  
**Fiscal Year 2023-24**

Detail by Revenue Category and Expenditure Object	2021-22 Actual	2022-23 Estimated	2023-24 Recommended	2023-24 Adopted by the Board of Supervisors
1	2	3	4	5

**3070 CSA #14 Hmstd Valley**

<b>Revenues</b>				
Taxes	421,203	431,654	451,619	451,619
Use of Money and Property	(4,187)	16,589	5,002	5,002
Intergovernmental Revenues	831	817	422	422
Other Financing Sources	10,000	10,000	10,000	10,000
<b>Total for: Revenues</b>	<b>427,847</b>	<b>459,060</b>	<b>467,043</b>	<b>467,043</b>
<b>Expenditures/Appropriations</b>				
Services and Supplies	265,652	384,574	457,778	457,778
Capital Assets	0	0	0	0
Interfund Expense	9,430	11,465	46,773	46,773
Other Financing Uses	77,332	79,160	81,420	81,420
Transfers Out	1,775	0	0	0
<b>Total for: Expenditures/Appropriations</b>	<b>354,189</b>	<b>475,199</b>	<b>585,971</b>	<b>585,971</b>
<b>Net Cost:</b>	<b>(73,658)</b>	<b>16,139</b>	<b>118,928</b>	<b>118,928</b>

# County of Marin

## Special Districts and Other Agencies Summary Nonenterprise Financing Sources and Uses by Budget Unit by Object Fiscal Year 2023-24

Detail by Revenue Category and Expenditure Object	2021-22 Actual	2022-23 Estimated	2023-24 Recommended	2023-24 Adopted by the Board of Supervisors
1	2	3	4	5

**3080 CSA #16 Greenbrae**

Revenues				
Taxes	311,141	316,653	353,196	353,196
Use of Money and Property	(3,479)	8,091	3,079	3,079
Intergovernmental Revenues	403	404	415	415
Miscellaneous Revenues	0	0	0	0
<b>Total for: Revenues</b>	<b>308,065</b>	<b>325,148</b>	<b>356,690</b>	<b>356,690</b>
Expenditures/Appropriations				
Salary and Employee Benefits	1,018	1,072	1,100	1,100
Services and Supplies	334,143	291,971	451,260	451,260
Capital Assets	0	0	0	0
Interfund Expense	39,656	35,474	27,471	27,471
<b>Total for: Expenditures/Appropriations</b>	<b>374,817</b>	<b>328,517</b>	<b>479,831</b>	<b>479,831</b>
<b>Net Cost:</b>	<b>66,752</b>	<b>3,369</b>	<b>123,141</b>	<b>123,141</b>

# County of Marin

**Special Districts and Other Agencies Summary**  
**Nonenterprise Financing Sources and Uses by Budget Unit by Object**  
**Fiscal Year 2023-24**

Detail by Revenue Category and Expenditure Object	2021-22 Actual	2022-23 Estimated	2023-24 Recommended	2023-24 Adopted by the Board of Supervisors
1	2	3	4	5

**3090 CSA #17 Kentfield**

<b>Revenues</b>				
Taxes	1,131,662	1,035,932	1,017,756	1,017,756
Licenses, Permits and Franchises	377	70	433	433
Use of Money and Property	(49,545)	123,480	38,329	38,329
Intergovernmental Revenues	603	600	635	635
Charges for Current Services	0	0	0	0
Miscellaneous Revenues	0	0	0	0
Other Financing Sources	1,250,000	400,000	0	0
<b>Total for: Revenues</b>	<b>2,333,097</b>	<b>1,560,082</b>	<b>1,057,153</b>	<b>1,057,153</b>
<b>Expenditures/Appropriations</b>				
Salary and Employee Benefits	2,314	2,437	2,530	2,530
Services and Supplies	219,006	217,102	1,491,401	1,491,401
Capital Assets	0	0	0	0
Interfund Expense	254,662	345,617	285,228	285,228
Transfers Out	0	0	0	0
<b>Total for: Expenditures/Appropriations</b>	<b>475,982</b>	<b>565,156</b>	<b>1,779,159</b>	<b>1,779,159</b>
<b>Net Cost:</b>	<b>(1,857,115)</b>	<b>(994,926)</b>	<b>722,006</b>	<b>722,006</b>

# County of Marin

**Special Districts and Other Agencies Summary**  
**Nonenterprise Financing Sources and Uses by Budget Unit by Object**  
**Fiscal Year 2023-24**

Detail by Revenue Category and Expenditure Object 1	2021-22 Actual 2	2022-23 Estimated 3	2023-24 Recommended 4	2023-24 Adopted by the Board of Supervisors 5
--	------------------------	---------------------------	-----------------------------	--

**3100 CSA #17 Police Svcs**

<b>Revenues</b>				
Taxes	220,968	227,208	237,208	237,208
Use of Money and Property	(2,401)	7,362	0	0
<b>Total for: Revenues</b>	<b>218,567</b>	<b>234,570</b>	<b>237,208</b>	<b>237,208</b>
<b>Expenditures/Appropriations</b>				
Interfund Expense	3,218	231,990	237,208	237,208
<b>Total for: Expenditures/Appropriations</b>	<b>3,218</b>	<b>231,990</b>	<b>237,208</b>	<b>237,208</b>
<b>Net Cost:</b>	<b>(215,349)</b>	<b>(2,580)</b>	<b>0</b>	<b>0</b>

# County of Marin

## Special Districts and Other Agencies Summary Nonenterprise Financing Sources and Uses by Budget Unit by Object Fiscal Year 2023-24

Detail by Revenue Category and Expenditure Object	2021-22 Actual	2022-23 Estimated	2023-24 Recommended	2023-24 Adopted by the Board of Supervisors
1	2	3	4	5

**3110 CSA #18GalnsVilgArea**

Revenues				
Taxes	199,359	208,807	201,052	201,052
Licenses, Permits and Franchises	0	0	0	0
Use of Money and Property	(3,610)	8,759	4,595	4,595
Intergovernmental Revenues	707	697	725	725
<b>Total for: Revenues</b>	<b>196,456</b>	<b>218,263</b>	<b>206,372</b>	<b>206,372</b>
Expenditures/Appropriations				
Salary and Employee Benefits	463	487	497	497
Services and Supplies	176,301	154,253	242,771	242,771
Capital Assets	0	0	0	0
Interfund Expense	63,644	63,188	102,442	102,442
<b>Total for: Expenditures/Appropriations</b>	<b>240,408</b>	<b>217,928</b>	<b>345,710</b>	<b>345,710</b>
<b>Net Cost:</b>	<b>43,952</b>	<b>(335)</b>	<b>139,338</b>	<b>139,338</b>

# County of Marin

**Special Districts and Other Agencies Summary**  
**Nonenterprise Financing Sources and Uses by Budget Unit by Object**  
**Fiscal Year 2023-24**

Detail by Revenue Category and Expenditure Object	2021-22 Actual	2022-23 Estimated	2023-24 Recommended	2023-24 Adopted by the Board of Supervisors
1	2	3	4	5

**3120 CSA #19FireProtecSvc**

<b>Revenues</b>				
Taxes	3,243,978	3,431,845	3,499,361	3,499,361
Use of Money and Property	(49,583)	124,953	30,000	30,000
Intergovernmental Revenues	11,616	11,548	10,000	10,000
<b>Total for: Revenues</b>	<b>3,206,011</b>	<b>3,568,346</b>	<b>3,539,361</b>	<b>3,539,361</b>
<b>Expenditures/Appropriations</b>				
Services and Supplies	2,371,372	2,502,614	2,955,000	2,955,000
Capital Assets	0	0	0	0
Interfund Expense	379,190	358,571	584,361	584,361
<b>Total for: Expenditures/Appropriations</b>	<b>2,750,562</b>	<b>2,861,185</b>	<b>3,539,361</b>	<b>3,539,361</b>
<b>Net Cost:</b>	<b>(455,449)</b>	<b>(707,161)</b>	<b>0</b>	<b>0</b>

# County of Marin

**Special Districts and Other Agencies Summary**  
**Nonenterprise Financing Sources and Uses by Budget Unit by Object**  
**Fiscal Year 2023-24**

Detail by Revenue Category and Expenditure Object	2021-22 Actual	2022-23 Estimated	2023-24 Recommended	2023-24 Adopted by the Board of Supervisors
1	2	3	4	5

**3130 CSA #20 IndianValley**

<b>Revenues</b>				
Taxes	15,048	16,108	16,102	16,102
Use of Money and Property	(1,846)	4,591	2,138	2,138
Intergovernmental Revenues	54	54	28	28
<b>Total for: Revenues</b>	<b>13,256</b>	<b>20,753</b>	<b>18,268</b>	<b>18,268</b>
<b>Expenditures/Appropriations</b>				
Services and Supplies	0	0	25,000	25,000
Capital Assets	0	0	0	0
Interfund Expense	412	57	0	0
<b>Total for: Expenditures/Appropriations</b>	<b>412</b>	<b>57</b>	<b>25,000</b>	<b>25,000</b>
<b>Net Cost:</b>	<b>(12,844)</b>	<b>(20,696)</b>	<b>6,732</b>	<b>6,732</b>



# County of Marin

## Special Districts and Other Agencies Summary Nonenterprise Financing Sources and Uses by Budget Unit by Object Fiscal Year 2023-24

Detail by Revenue Category and Expenditure Object	2021-22 Actual	2022-23 Estimated	2023-24 Recommended	2023-24 Adopted by the Board of Supervisors
1	2	3	4	5

**3140 CSA #27 RssVal'yPara**

Revenues				
Taxes	64,554	67,522	75,000	75,000
Use of Money and Property	(28)	28	0	0
<b>Total for: Revenues</b>	<b>64,526</b>	<b>67,550</b>	<b>75,000</b>	<b>75,000</b>
Expenditures/Appropriations				
Interfund Expense	0	0	0	0
Other Financing Uses	61,958	67,183	75,000	75,000
<b>Total for: Expenditures/Appropriations</b>	<b>61,958</b>	<b>67,183</b>	<b>75,000</b>	<b>75,000</b>
<b>Net Cost:</b>	<b>(2,568)</b>	<b>(367)</b>	<b>0</b>	<b>0</b>

## County of Marin

**Special Districts and Other Agencies Summary**  
**Nonenterprise Financing Sources and Uses by Budget Unit by Object**  
**Fiscal Year 2023-24**

Detail by Revenue Category and Expenditure Object	2021-22 Actual	2022-23 Estimated	2023-24 Recommended	2023-24 Adopted by the Board of Supervisors
1	2	3	4	5

**3150 CSA #28 WMarinParmed**

<b>Revenues</b>				
Taxes	375,544	375,544	371,427	371,427
Use of Money and Property	(116)	3,378	0	0
<b>Total for: Revenues</b>	<b>375,428</b>	<b>378,922</b>	<b>371,427</b>	<b>371,427</b>
<b>Expenditures/Appropriations</b>				
Interfund Expense	364,685	371,911	372,062	372,062
Transfers Out	0	0	0	0
<b>Total for: Expenditures/Appropriations</b>	<b>364,685</b>	<b>371,911</b>	<b>372,062</b>	<b>372,062</b>
<b>Net Cost:</b>	<b>(10,743)</b>	<b>(7,011)</b>	<b>635</b>	<b>635</b>

## County of Marin

**Special Districts and Other Agencies Summary  
Nonenterprise Financing Sources and Uses by Budget Unit by Object  
Fiscal Year 2023-24**

Detail by Revenue Category and Expenditure Object 1	2021-22 Actual 2	2022-23 Estimated 3	2023-24 Recommended 4	2023-24 Adopted by the Board of Supervisors 5
--	------------------------	---------------------------	-----------------------------	--

**3160 CSA #29 Paradise Cay**

Revenues				
Taxes	229,341	236,228	215,000	215,000
Use of Money and Property	(8,555)	22,259	5,000	5,000
<b>Total for: Revenues</b>	<b>220,786</b>	<b>258,487</b>	<b>220,000</b>	<b>220,000</b>
Expenditures/Appropriations				
Services and Supplies	25,431	0	111,000	111,000
Capital Assets	0	0	0	0
Interfund Expense	9,633	29,877	50,000	50,000
Contingencies	0	0	0	0
<b>Total for: Expenditures/Appropriations</b>	<b>35,064</b>	<b>29,877</b>	<b>161,000</b>	<b>161,000</b>
<b>Net Cost:</b>	<b>(185,722)</b>	<b>(228,610)</b>	<b>(59,000)</b>	<b>(59,000)</b>

# County of Marin

**Special Districts and Other Agencies Summary**  
**Nonenterprise Financing Sources and Uses by Budget Unit by Object**  
**Fiscal Year 2023-24**

Detail by Revenue Category and Expenditure Object	2021-22 Actual	2022-23 Estimated	2023-24 Recommended	2023-24 Adopted by the Board of Supervisors
1	2	3	4	5

**3170 CSA #31 Co Fire**

<b>Revenues</b>				
Taxes	507,067	507,289	530,551	530,551
Use of Money and Property	137	3,884	0	0
<b>Total for: Revenues</b>	<b>507,204</b>	<b>511,173</b>	<b>530,551</b>	<b>530,551</b>
<b>Expenditures/Appropriations</b>				
Interfund Expense	514,747	508,142	530,551	530,551
Transfers Out	0	0	0	0
<b>Total for: Expenditures/Appropriations</b>	<b>514,747</b>	<b>508,142</b>	<b>530,551</b>	<b>530,551</b>
<b>Net Cost:</b>	<b>7,543</b>	<b>(3,031)</b>	<b>0</b>	<b>0</b>

# County of Marin

## Special Districts and Other Agencies Summary Nonenterprise Financing Sources and Uses by Budget Unit by Object Fiscal Year 2023-24

Detail by Revenue Category and Expenditure Object	2021-22 Actual	2022-23 Estimated	2023-24 Recommended	2023-24 Adopted by the Board of Supervisors
1	2	3	4	5

**3180 CSA #33 Stnsn Bch**

Revenues				
Taxes	12,931	12,915	16,159	16,159
Use of Money and Property	(583)	1,229	1,091	1,091
Miscellaneous Revenues	0	0	0	0
Other Financing Sources	15,000	15,000	15,000	15,000
<b>Total for: Revenues</b>	<b>27,348</b>	<b>29,144</b>	<b>32,250</b>	<b>32,250</b>
Expenditures/Appropriations				
Salary and Employee Benefits	93	98	100	100
Services and Supplies	17,402	32,709	26,539	26,539
Capital Assets	0	0	0	0
Interfund Expense	6,803	7,107	7,211	7,211
<b>Total for: Expenditures/Appropriations</b>	<b>24,298</b>	<b>39,914</b>	<b>33,850</b>	<b>33,850</b>
<b>Net Cost:</b>	<b>(3,050)</b>	<b>10,770</b>	<b>1,600</b>	<b>1,600</b>

# County of Marin

## Special Districts and Other Agencies Summary Nonenterprise Financing Sources and Uses by Budget Unit by Object Fiscal Year 2023-24

Detail by Revenue Category and Expenditure Object	2021-22 Actual	2022-23 Estimated	2023-24 Recommended	2023-24 Adopted by the Board of Supervisors
1	2	3	4	5

### 3190 Marin Co Lighting

Revenues				
Taxes	1,204,406	1,234,773	952,939	952,939
Use of Money and Property	(25,325)	67,915	15,000	15,000
Intergovernmental Revenues	3,414	3,387	3,541	3,541
Miscellaneous Revenues	7,965	0	150	150
<b>Total for:</b> <b>Revenues</b>	<b>1,190,460</b>	<b>1,306,075</b>	<b>971,630</b>	<b>971,630</b>
Expenditures/Appropriations				
Services and Supplies	275,171	187,932	252,000	252,000
Capital Assets	0	275,728	75,000	75,000
Interfund Expense	661,565	451,403	681,321	681,321
Other Financing Uses	50,528	0	50,528	50,528
Transfers Out	25,000	25,000	25,000	25,000
<b>Total for:</b> <b>Expenditures/Appropriations</b>	<b>1,012,264</b>	<b>940,063</b>	<b>1,083,849</b>	<b>1,083,849</b>
<b>Net Cost:</b>	<b>(178,196)</b>	<b>(366,012)</b>	<b>112,219</b>	<b>112,219</b>

# County of Marin

**Special Districts and Other Agencies Summary**  
**Nonenterprise Financing Sources and Uses by Budget Unit by Object**  
**Fiscal Year 2023-24**

Detail by Revenue Category and Expenditure Object	2021-22 Actual	2022-23 Estimated	2023-24 Recommended	2023-24 Adopted by the Board of Supervisors
1	2	3	4	5

**3200 RushCrkLight&Landscp**

<b>Revenues</b>				
Taxes	84,283	84,283	84,281	84,281
Use of Money and Property	(1,074)	2,548	1,509	1,509
Intergovernmental Revenues	1,500	0	0	0
<b>Total for: Revenues</b>	<b>84,709</b>	<b>86,831</b>	<b>85,790</b>	<b>85,790</b>
<b>Expenditures/Appropriations</b>				
Salary and Employee Benefits	602	634	640	640
Services and Supplies	72,722	67,844	82,258	82,258
Capital Assets	0	0	0	0
Interfund Expense	36,780	37,699	31,554	31,554
<b>Total for: Expenditures/Appropriations</b>	<b>110,104</b>	<b>106,177</b>	<b>114,452</b>	<b>114,452</b>
<b>Net Cost:</b>	<b>25,395</b>	<b>19,346</b>	<b>28,662</b>	<b>28,662</b>

# County of Marin

**Special Districts and Other Agencies Summary**  
**Nonenterprise Financing Sources and Uses by Budget Unit by Object**  
**Fiscal Year 2023-24**

Detail by Revenue Category and Expenditure Object	2021-22 Actual	2022-23 Estimated	2023-24 Recommended	2023-24 Adopted by the Board of Supervisors
1	2	3	4	5

**3210 FCZ #1 Novato**

<b>Revenues</b>				
Taxes	3,231,713	3,398,535	3,090,500	3,090,500
Licenses, Permits and Franchises	0	0	0	0
Use of Money and Property	(58,600)	196,439	20,100	20,100
Intergovernmental Revenues	1,520,718	289,659	10,400	10,400
Miscellaneous Revenues	8,231	2,500	0	0
Other Financing Sources	0	0	0	0
<b>Total for: Revenues</b>	<b>4,702,062</b>	<b>3,887,133</b>	<b>3,121,000</b>	<b>3,121,000</b>
<b>Expenditures/Appropriations</b>				
Services and Supplies	1,296,984	1,395,598	730,000	730,000
Capital Assets	0	0	0	0
Intrafund Expense	0	0	0	0
Interfund Expense	761,802	826,788	915,887	915,887
Other Financing Uses	0	0	99,760	99,760
<b>Total for: Expenditures/Appropriations</b>	<b>2,058,786</b>	<b>2,222,386</b>	<b>1,745,647</b>	<b>1,745,647</b>
<b>Net Cost:</b>	<b>(2,643,276)</b>	<b>(1,664,747)</b>	<b>(1,375,353)</b>	<b>(1,375,353)</b>



# County of Marin

**Special Districts and Other Agencies Summary**  
**Nonenterprise Financing Sources and Uses by Budget Unit by Object**  
**Fiscal Year 2023-24**

Detail by Revenue Category and Expenditure Object	2021-22 Actual	2022-23 Estimated	2023-24 Recommended	2023-24 Adopted by the Board of Supervisors
1	2	3	4	5

**3220 FCZ #3 RichardsonBay**

<b>Revenues</b>				
Taxes	2,489,805	2,619,873	2,494,900	2,494,900
Use of Money and Property	(91,347)	358,202	50,050	50,050
Intergovernmental Revenues	53,535	60,578	9,000	9,000
Miscellaneous Revenues	0	0	0	0
<b>Total for: Revenues</b>	<b>2,451,993</b>	<b>3,038,653</b>	<b>2,553,950</b>	<b>2,553,950</b>
<b>Expenditures/Appropriations</b>				
Services and Supplies	828,637	861,710	747,000	747,000
Capital Assets	0	0	0	0
Interfund Expense	750,359	878,701	1,114,428	1,114,428
Other Financing Uses	0	0	0	0
Transfers Out	180,000	0	0	0
<b>Total for: Expenditures/Appropriations</b>	<b>1,758,996</b>	<b>1,740,411</b>	<b>1,861,428</b>	<b>1,861,428</b>
<b>Net Cost:</b>	<b>(692,997)</b>	<b>(1,298,242)</b>	<b>(692,522)</b>	<b>(692,522)</b>

# County of Marin

## Special Districts and Other Agencies Summary Nonenterprise Financing Sources and Uses by Budget Unit by Object Fiscal Year 2023-24

Detail by Revenue Category and Expenditure Object	2021-22 Actual	2022-23 Estimated	2023-24 Recommended	2023-24 Adopted by the Board of Supervisors
1	2	3	4	5

**3230 FCZ #4 Bel Aire**

Revenues				
Taxes	912,293	954,126	887,300	887,300
Use of Money and Property	(28,663)	74,503	8,020	8,020
Intergovernmental Revenues	3,195	3,153	3,000	3,000
Charges for Current Services	0	0	0	0
Miscellaneous Revenues	0	0	0	0
<b>Total for: Revenues</b>	<b>886,825</b>	<b>1,031,782</b>	<b>898,320</b>	<b>898,320</b>
Expenditures/Appropriations				
Services and Supplies	64,284	178,146	195,000	195,000
Interfund Expense	161,683	139,866	271,950	271,950
Other Financing Uses	0	0	0	0
<b>Total for: Expenditures/Appropriations</b>	<b>225,967</b>	<b>318,012</b>	<b>466,950</b>	<b>466,950</b>
<b>Net Cost:</b>	<b>(660,858)</b>	<b>(713,770)</b>	<b>(431,370)</b>	<b>(431,370)</b>

# County of Marin

## Special Districts and Other Agencies Summary Nonenterprise Financing Sources and Uses by Budget Unit by Object Fiscal Year 2023-24

Detail by Revenue Category and Expenditure Object	2021-22 Actual	2022-23 Estimated	2023-24 Recommended	2023-24 Adopted by the Board of Supervisors
1	2	3	4	5

**3240 FCZ #4AStrwbryCircle**

<b>Revenues</b>				
Taxes	6,104	6,104	6,104	6,104
Use of Money and Property	(390)	987	200	200
<b>Total for: Revenues</b>	<b>5,714</b>	<b>7,091</b>	<b>6,304</b>	<b>6,304</b>
<b>Expenditures/Appropriations</b>				
Services and Supplies	0	0	4,500	4,500
Interfund Expense	0	0	0	0
<b>Total for: Expenditures/Appropriations</b>	<b>0</b>	<b>0</b>	<b>4,500</b>	<b>4,500</b>
<b>Net Cost:</b>	<b>(5,714)</b>	<b>(7,091)</b>	<b>(1,804)</b>	<b>(1,804)</b>

# County of Marin

**Special Districts and Other Agencies Summary**  
**Nonenterprise Financing Sources and Uses by Budget Unit by Object**  
**Fiscal Year 2023-24**

Detail by Revenue Category and Expenditure Object	2021-22 Actual	2022-23 Estimated	2023-24 Recommended	2023-24 Adopted by the Board of Supervisors
1	2	3	4	5

**3250 FCZ #5 Stnsn Bch**

<b>Revenues</b>				
Taxes	118,355	124,682	112,680	112,680
Use of Money and Property	(4,870)	12,387	1,502	1,502
Intergovernmental Revenues	419	416	400	400
<b>Total for: Revenues</b>	<b>113,904</b>	<b>137,485</b>	<b>114,582</b>	<b>114,582</b>
<b>Expenditures/Appropriations</b>				
Services and Supplies	31,841	52,792	63,000	63,000
Capital Assets	0	0	0	0
Interfund Expense	27,514	5,996	53,539	53,539
<b>Total for: Expenditures/Appropriations</b>	<b>59,355</b>	<b>58,788</b>	<b>116,539</b>	<b>116,539</b>
<b>Net Cost:</b>	<b>(54,549)</b>	<b>(78,697)</b>	<b>1,957</b>	<b>1,957</b>

## County of Marin

**Special Districts and Other Agencies Summary**  
**Nonenterprise Financing Sources and Uses by Budget Unit by Object**  
**Fiscal Year 2023-24**

Detail by Revenue Category and Expenditure Object	2021-22 Actual	2022-23 Estimated	2023-24 Recommended	2023-24 Adopted by the Board of Supervisors
1	2	3	4	5

**3260 FCZ #6 SnRf'IMeadows**

Revenues				
Taxes	48,928	52,870	47,925	47,925
Use of Money and Property	(5,183)	12,903	2,001	2,001
Intergovernmental Revenues	162	166	160	160
<b>Total for: Revenues</b>	<b>43,907</b>	<b>65,939</b>	<b>50,086</b>	<b>50,086</b>
Expenditures/Appropriations				
Services and Supplies	8,000	0	20,000	20,000
Interfund Expense	8,632	15,337	19,751	19,751
<b>Total for: Expenditures/Appropriations</b>	<b>16,632</b>	<b>15,337</b>	<b>39,751</b>	<b>39,751</b>
<b>Net Cost:</b>	<b>(27,275)</b>	<b>(50,602)</b>	<b>(10,335)</b>	<b>(10,335)</b>

# County of Marin

## Special Districts and Other Agencies Summary Nonenterprise Financing Sources and Uses by Budget Unit by Object Fiscal Year 2023-24

Detail by Revenue Category and Expenditure Object	2021-22 Actual	2022-23 Estimated	2023-24 Recommended	2023-24 Adopted by the Board of Supervisors
1	2	3	4	5

**3270 FCZ #7 Santa Venetia**

Revenues				
Taxes	652,688	626,764	612,685	612,685
Use of Money and Property	(13,850)	32,344	2,600	2,600
Intergovernmental Revenues	288,359	109,402	1,000	1,000
Other Financing Sources	1,000,000	0	0	0
<b>Total for: Revenues</b>	<b>1,927,197</b>	<b>768,510</b>	<b>616,285</b>	<b>616,285</b>
Expenditures/Appropriations				
Services and Supplies	744,449	608,570	340,500	340,500
Capital Assets	271,746	0	0	0
Interfund Expense	606,361	398,686	641,160	641,160
<b>Total for: Expenditures/Appropriations</b>	<b>1,622,556</b>	<b>1,007,256</b>	<b>981,660</b>	<b>981,660</b>
<b>Net Cost:</b>	<b>(304,641)</b>	<b>238,746</b>	<b>365,375</b>	<b>365,375</b>

# County of Marin

**Special Districts and Other Agencies Summary**  
**Nonenterprise Financing Sources and Uses by Budget Unit by Object**  
**Fiscal Year 2023-24**

Detail by Revenue Category and Expenditure Object 1	2021-22 Actual 2	2022-23 Estimated 3	2023-24 Recommended 4	2023-24 Adopted by the Board of Supervisors 5
--	------------------------	---------------------------	-----------------------------	--

**3280 FCZ #9ARssVlyCrteMad**

<b>Revenues</b>				
Use of Money and Property	(2,062)	5,001	500	500
<b>Total for: Revenues</b>	<b>(2,062)</b>	<b>5,001</b>	<b>500</b>	<b>500</b>
<b>Expenditures/Appropriations</b>				
Services and Supplies	0	0	0	0
Interfund Expense	0	0	0	0
<b>Total for: Expenditures/Appropriations</b>	<b>0</b>	<b>0</b>	<b>0</b>	<b>0</b>
<b>Net Cost:</b>	<b>2,062</b>	<b>(5,001)</b>	<b>(500)</b>	<b>(500)</b>

# County of Marin

## Special Districts and Other Agencies Summary Nonenterprise Financing Sources and Uses by Budget Unit by Object Fiscal Year 2023-24

Detail by Revenue Category and Expenditure Object	2021-22 Actual	2022-23 Estimated	2023-24 Recommended	2023-24 Adopted by the Board of Supervisors
1	2	3	4	5

### 3290 FCZ #9 Ross Valley

<b>Revenues</b>				
Taxes	2,996,693	3,000,024	2,981,230	2,981,230
Licenses, Permits and Franchises	0	0	0	0
Use of Money and Property	(95,511)	220,864	16,533	16,533
Intergovernmental Revenues	1,120,262	2,478,011	1,201,050	1,201,050
Miscellaneous Revenues	999	2,999	1,500	1,500
Other Financing Sources	5,000,000	0	0	0
<b>Total for: Revenues</b>	<b>9,022,443</b>	<b>5,701,898</b>	<b>4,200,313</b>	<b>4,200,313</b>
<b>Expenditures/Appropriations</b>				
Services and Supplies	5,409,743	4,965,142	436,000	436,000
Capital Assets	0	116,978	0	0
Interfund Expense	835,743	604,244	1,527,253	1,527,253
Other Financing Uses	0	2,669,988	0	0
Transfers Out	0	0	0	0
<b>Total for: Expenditures/Appropriations</b>	<b>6,245,486</b>	<b>8,356,352</b>	<b>1,963,253</b>	<b>1,963,253</b>
<b>Net Cost:</b>	<b>(2,776,957)</b>	<b>2,654,454</b>	<b>(2,237,060)</b>	<b>(2,237,060)</b>



# County of Marin

## Special Districts and Other Agencies Summary Nonenterprise Financing Sources and Uses by Budget Unit by Object Fiscal Year 2023-24

Detail by Revenue Category and Expenditure Object	2021-22 Actual	2022-23 Estimated	2023-24 Recommended	2023-24 Adopted by the Board of Supervisors
1	2	3	4	5

**3300 FCZ #10 Inverness**

Revenues				
Use of Money and Property	(333)	802	75	75
<b>Total for: Revenues</b>	<b>(333)</b>	<b>802</b>	<b>75</b>	<b>75</b>
Expenditures/Appropriations				
Services and Supplies	0	0	250	250
Interfund Expense	812	912	6,000	6,000
<b>Total for: Expenditures/Appropriations</b>	<b>812</b>	<b>912</b>	<b>6,250</b>	<b>6,250</b>
<b>Net Cost:</b>	<b>1,145</b>	<b>110</b>	<b>6,175</b>	<b>6,175</b>

# County of Marin

**Special Districts and Other Agencies Summary**  
**Nonenterprise Financing Sources and Uses by Budget Unit by Object**  
**Fiscal Year 2023-24**

Detail by Revenue Category and Expenditure Object 1	2021-22 Actual 2	2022-23 Estimated 3	2023-24 Recommended 4	2023-24 Adopted by the Board of Supervisors 5
--	------------------------	---------------------------	-----------------------------	--

**3310 Bolinas HighlandsPRD**

<b>Revenues</b>				
Taxes	14,969	15,210	10,728	10,728
Use of Money and Property	(509)	1,341	100	100
Intergovernmental Revenues	54	51	44	44
<b>Total for: Revenues</b>	<b>14,514</b>	<b>16,602</b>	<b>10,872</b>	<b>10,872</b>
<b>Expenditures/Appropriations</b>				
Services and Supplies	0	0	15,000	15,000
Interfund Expense	0	0	0	0
<b>Total for: Expenditures/Appropriations</b>	<b>0</b>	<b>0</b>	<b>15,000</b>	<b>15,000</b>
<b>Net Cost:</b>	<b>(14,514)</b>	<b>(16,602)</b>	<b>4,128</b>	<b>4,128</b>

## County of Marin

**Special Districts and Other Agencies Summary**  
**Nonenterprise Financing Sources and Uses by Budget Unit by Object**  
**Fiscal Year 2023-24**

Detail by Revenue Category and Expenditure Object	2021-22 Actual	2022-23 Estimated	2023-24 Recommended	2023-24 Adopted by the Board of Supervisors
1	2	3	4	5

**3320 Monte Cristo PRD**

Revenues				
Taxes	7,095	7,993	6,904	6,904
Use of Money and Property	(796)	1,988	84	84
Intergovernmental Revenues	25	27	26	26
<b>Total for: Revenues</b>	<b>6,324</b>	<b>10,008</b>	<b>7,014</b>	<b>7,014</b>
Expenditures/Appropriations				
Services and Supplies	0	0	7,014	7,014
Interfund Expense	0	0	0	0
<b>Total for: Expenditures/Appropriations</b>	<b>0</b>	<b>0</b>	<b>7,014</b>	<b>7,014</b>
<b>Net Cost:</b>	<b>(6,324)</b>	<b>(10,008)</b>	<b>0</b>	<b>0</b>

# County of Marin

## Special Districts and Other Agencies Summary Nonenterprise Financing Sources and Uses by Budget Unit by Object Fiscal Year 2023-24

Detail by Revenue Category and Expenditure Object	2021-22 Actual	2022-23 Estimated	2023-24 Recommended	2023-24 Adopted by the Board of Supervisors
1	2	3	4	5

**3330 Inverness Div #2 PRD**

Revenues				
Taxes	4,463	4,379	3,960	3,960
Use of Money and Property	(177)	459	50	50
Intergovernmental Revenues	16	15	18	18
<b>Total for: Revenues</b>	<b>4,302</b>	<b>4,853</b>	<b>4,028</b>	<b>4,028</b>
Expenditures/Appropriations				
Services and Supplies	0	0	4,028	4,028
<b>Total for: Expenditures/Appropriations</b>	<b>0</b>	<b>0</b>	<b>4,028</b>	<b>4,028</b>
<b>Net Cost:</b>	<b>(4,302)</b>	<b>(4,853)</b>	<b>0</b>	<b>0</b>

# County of Marin

**Special Districts and Other Agencies Summary**  
**Nonenterprise Financing Sources and Uses by Budget Unit by Object**  
**Fiscal Year 2023-24**

Detail by Revenue Category and Expenditure Object 1	2021-22 Actual 2	2022-23 Estimated 3	2023-24 Recommended 4	2023-24 Adopted by the Board of Supervisors 5
--	------------------------	---------------------------	-----------------------------	--

**3340 Mt ViewAveLagntasPRD**

<b>Revenues</b>				
Taxes	3,718	3,793	2,542	2,542
Use of Money and Property	(230)	585	0	0
Intergovernmental Revenues	13	13	0	0
<b>Total for: Revenues</b>	<b>3,501</b>	<b>4,391</b>	<b>2,542</b>	<b>2,542</b>
<b>Expenditures/Appropriations</b>				
Services and Supplies	0	0	10,000	10,000
Interfund Expense	0	0	0	0
<b>Total for: Expenditures/Appropriations</b>	<b>0</b>	<b>0</b>	<b>10,000</b>	<b>10,000</b>
<b>Net Cost:</b>	<b>(3,501)</b>	<b>(4,391)</b>	<b>7,458</b>	<b>7,458</b>

# County of Marin

## Special Districts and Other Agencies Summary Nonenterprise Financing Sources and Uses by Budget Unit by Object Fiscal Year 2023-24

Detail by Revenue Category and Expenditure Object	2021-22 Actual	2022-23 Estimated	2023-24 Recommended	2023-24 Adopted by the Board of Supervisors
1	2	3	4	5

### 3350 Paradise Estates PRD

Revenues				
Taxes	63,275	218,159	64,305	64,305
Use of Money and Property	(1,318)	3,704	2,500	2,500
Intergovernmental Revenues	229	219	235	235
Miscellaneous Revenues	0	15,000	0	0
<b>Total for: Revenues</b>	<b>62,186</b>	<b>237,082</b>	<b>67,040</b>	<b>67,040</b>
Expenditures/Appropriations				
Services and Supplies	17,787	128,235	97,000	97,000
Interfund Expense	1,617	0	2,000	2,000
<b>Total for: Expenditures/Appropriations</b>	<b>19,404</b>	<b>128,235</b>	<b>99,000</b>	<b>99,000</b>
<b>Net Cost:</b>	<b>(42,782)</b>	<b>(108,847)</b>	<b>31,960</b>	<b>31,960</b>

# County of Marin

**Special Districts and Other Agencies Summary**  
**Nonenterprise Financing Sources and Uses by Budget Unit by Object**  
**Fiscal Year 2023-24**

Detail by Revenue Category and Expenditure Object	2021-22 Actual	2022-23 Estimated	2023-24 Recommended	2023-24 Adopted by the Board of Supervisors
1	2	3	4	5

**3360 Madrone ParkCrclePRD**

<b>Revenues</b>				
Use of Money and Property	(3)	7	0	0
<b>Total for: Revenues</b>	<b>(3)</b>	<b>7</b>	<b>0</b>	<b>0</b>
<b>Net Cost:</b>	<b>3</b>	<b>(7)</b>	<b>0</b>	<b>0</b>

## County of Marin

**Special Districts and Other Agencies Summary**  
**Nonenterprise Financing Sources and Uses by Budget Unit by Object**  
**Fiscal Year 2023-24**

Detail by Revenue Category and Expenditure Object	2021-22 Actual	2022-23 Estimated	2023-24 Recommended	2023-24 Adopted by the Board of Supervisors
1	2	3	4	5

**3380 Law Library Investmt**

Revenues				
Use of Money and Property	(94)	228	0	0
<b>Total for: Revenues</b>	<b>(94)</b>	<b>228</b>	<b>0</b>	<b>0</b>
<b>Net Cost:</b>	<b>94</b>	<b>(228)</b>	<b>0</b>	<b>0</b>



# County of Marin

**Special Districts and Other Agencies Summary**  
**Nonenterprise Financing Sources and Uses by Budget Unit by Object**  
**Fiscal Year 2023-24**

Detail by Revenue Category and Expenditure Object	2021-22 Actual	2022-23 Estimated	2023-24 Recommended	2023-24 Adopted by the Board of Supervisors
1	2	3	4	5

**3400 Law Library BP6322.1**

<b>Revenues</b>				
Use of Money and Property	(2,003)	5,469	550	550
Intergovernmental Revenues	168,853	153,949	145,000	145,000
Charges for Current Services	96,043	82,377	83,288	83,288
Miscellaneous Revenues	3,741	340	3,730	3,730
Other Financing Sources	0	0	0	0
<b>Total for: Revenues</b>	<b>266,634</b>	<b>242,135</b>	<b>232,568</b>	<b>232,568</b>
<b>Expenditures/Appropriations</b>				
Salary and Employee Benefits	85,169	105,796	130,768	130,768
Services and Supplies	85,840	112,771	113,800	113,800
<b>Total for: Expenditures/Appropriations</b>	<b>171,009</b>	<b>218,567</b>	<b>244,568</b>	<b>244,568</b>
<b>Net Cost:</b>	<b>(95,625)</b>	<b>(23,568)</b>	<b>12,000</b>	<b>12,000</b>

# County of Marin

## Special Districts and Other Agencies Summary Nonenterprise Financing Sources and Uses by Budget Unit by Object Fiscal Year 2023-24

Detail by Revenue Category and Expenditure Object	2021-22 Actual	2022-23 Estimated	2023-24 Recommended	2023-24 Adopted by the Board of Supervisors
1	2	3	4	5

**3410 CSA 17 License Plate Readers**

<b>Revenues</b>				
Taxes	4,851	4,842	6,237	6,237
Use of Money and Property	(239)	613	0	0
<b>Total for: Revenues</b>	<b>4,612</b>	<b>5,455</b>	<b>6,237</b>	<b>6,237</b>
<b>Expenditures/Appropriations</b>				
Services and Supplies	0	0	6,237	6,237
Interfund Expense	0	0	0	0
<b>Total for: Expenditures/Appropriations</b>	<b>0</b>	<b>0</b>	<b>6,237</b>	<b>6,237</b>
<b>Net Cost:</b>	<b>(4,612)</b>	<b>(5,455)</b>	<b>0</b>	<b>0</b>

## County of Marin

**Special Districts and Other Agencies Summary**  
**Nonenterprise Financing Sources and Uses by Budget Unit by Object**  
**Fiscal Year 2023-24**

Detail by Revenue Category and Expenditure Object	2021-22 Actual	2022-23 Estimated	2023-24 Recommended	2023-24 Adopted by the Board of Supervisors
1	2	3	4	5

**3460 INVERNES #2A PRD**

Revenues				
Taxes	56,576	56,576	56,167	56,167
Use of Money and Property	(756)	1,601	500	500
Other Financing Sources	0	0	0	0
<b>Total for: Revenues</b>	<b>55,820</b>	<b>58,177</b>	<b>56,667</b>	<b>56,667</b>
Expenditures/Appropriations				
Services and Supplies	0	0	0	0
Interfund Expense	0	0	0	0
Other Financing Uses	56,667	56,667	56,667	56,667
<b>Total for: Expenditures/Appropriations</b>	<b>56,667</b>	<b>56,667</b>	<b>56,667</b>	<b>56,667</b>
<b>Net Cost:</b>	<b>847</b>	<b>(1,510)</b>	<b>0</b>	<b>0</b>

# County of Marin

**Special Districts and Other Agencies Summary**  
**Nonenterprise Financing Sources and Uses by Budget Unit by Object**  
**Fiscal Year 2023-24**

Detail by Revenue Category and Expenditure Object 1	2021-22 Actual 2	2022-23 Estimated 3	2023-24 Recommended 4	2023-24 Adopted by the Board of Supervisors 5
--	------------------------	---------------------------	-----------------------------	--

**3470 CSA 14 CAPITAL IMPROVEMENT**

<b>Revenues</b>				
Use of Money and Property	(1,683)	3,042	0	0
Miscellaneous Revenues	0	0	0	0
Other Financing Sources	1,775	0	0	0
<b>Total for: Revenues</b>	<b>92</b>	<b>3,042</b>	<b>0</b>	<b>0</b>
<b>Expenditures/Appropriations</b>				
Services and Supplies	1,032,686	209,466	0	0
Interfund Expense	13,779	0	0	0
Transfers Out	0	0	0	0
<b>Total for: Expenditures/Appropriations</b>	<b>1,046,465</b>	<b>209,466</b>	<b>0</b>	<b>0</b>
<b>Net Cost:</b>	<b>1,046,373</b>	<b>206,424</b>	<b>0</b>	<b>0</b>

## County of Marin

**Special Districts and Other Agencies Summary**  
**Nonenterprise Financing Sources and Uses by Budget Unit by Object**  
**Fiscal Year 2023-24**

Detail by Revenue Category and Expenditure Object	2021-22 Actual	2022-23 Estimated	2023-24 Recommended	2023-24 Adopted by the Board of Supervisors
1	2	3	4	5

**3490 RIDGEWOOD PRD**

Revenues				
Taxes	35,596	35,596	35,600	35,600
Use of Money and Property	(415)	974	0	0
Other Financing Sources	275,000	0	0	0
<b>Total for: Revenues</b>	<b>310,181</b>	<b>36,570</b>	<b>35,600</b>	<b>35,600</b>
Expenditures/Appropriations				
Services and Supplies	241,606	0	17,000	17,000
Interfund Expense	17,524	0	0	0
Other Financing Uses	0	34,329	34,340	34,340
<b>Total for: Expenditures/Appropriations</b>	<b>259,130</b>	<b>34,329</b>	<b>51,340</b>	<b>51,340</b>
<b>Net Cost:</b>	<b>(51,051)</b>	<b>(2,241)</b>	<b>15,740</b>	<b>15,740</b>

# *Supplemental Information*

---

## DIRECTORY OF MARIN COUNTY OFFICIALS

**BOARD OF SUPERVISORS:** Regular sessions of the Board of Supervisors: Every Tuesday at 9:00 A.M. (holidays excepted).

### ELECTED OFFICIALS

Assessor – Recorder – County Clerk, Civic Center, San Rafael	Shelly Scott
Board of Supervisors, Civic Center, San Rafael	
First District – San Rafael & Las Gallinas Valley	Mary Sackett
Second District – Ross Valley	Katie Rice
Third District – Southern Marin	Stephanie Moulton-Peters
Fourth District – San Rafael, Larkspur, Corte Madera, San Geronimo Valley & West Marin	Dennis Rodoni
Fifth District – Northern Marin	Eric Lucan
District Attorney, Hall of Justice, San Rafael	Lori Frugoli
Sheriff-Coroner, 1600 Los Gamos Drive, Suite 200, San Rafael	Jamie Scardina

### APPOINTED OFFICIALS (by the Board of Supervisors)

Administrator, Civic Center, San Rafael	Matthew H. Hymel
Agricultural Commissioner/Weights & Measures, 1682 Novato Blvd., Novato	Stefan P. Parnay
Chief Probation Officer, Hall of Justice, San Rafael	Marlon Washington
Director of Child Support Services, 88 Rowland Way, Suite 200, Novato	Jill K. Francis
County Counsel, Civic Center, San Rafael	Brian E. Washington
Director of Cultural Services, Marin Center, San Rafael	Gabriella Calicchio
Director of Community Development, Civic Center, San Rafael	Sarah Jones
Director of Finance, Civic Center, San Rafael	Mina Martinovich
Director of Health & Human Services, 20 N. San Pedro Road, San Rafael	Benita McLarin
Director of Library Services, Civic Center, San Rafael	Lana Adlawan
Parks Director and Open Space General Manager, Civic Center, San Rafael	Max Korten
Director of Public Works, County Road Commissioner, County Engineer and Purchasing Agent	Rosemarie Gaglione
Farm Advisor/U.C. Cooperative Extension, 1682 Novato Blvd., Novato	David Lewis
Fire Chief, 33 Castle Rock Avenue, Woodacre	Jason Weber
Public Defender, Hall of Justice, San Rafael	David Sutton
Registrar of Voters, Hall of Justice, San Rafael	Lynda Roberts

### APPOINTED OFFICIALS (by County Administrator)

Director of Human Resources, Civic Center, San Rafael	Christina Cramer
Chief Information Officer, 1600 Los Gamos, San Rafael	Liza Massey

### APPOINTED OFFICIALS (by Marin County Employees' Retirement Association)

Retirement Administrator, One McInnis Parkway, San Rafael	Jeff Wickman
---	--------------

**TRENDS RELATING TO PROPERTY TAXES COUNTY FUNDS ONLY**  
(Countywide Tax Base)

BUDGET REQUIREMENTS			CURRENT SECURED PROPERTY TAX		
Fiscal Year	Amount	Percent Change	Fiscal Year	Amount	Percent Change
2005-06	\$374,447,391	5.1%	2005-06	\$74,659,048	7.1%
2006-07	\$384,950,843	10.1%	2006-07	\$81,883,850	8.8%
2007-08	\$429,154,849	2.8%	2007-08	\$86,887,914	9.7%
2008-09	\$435,125,293	11.5%	2008-09	\$91,232,310	6.1%
2009-10	\$452,095,401	1.4%	2009-10	\$92,323,563	5.0%
2010-11	\$457,669,548	3.9%	2010-11	\$91,498,993	1.2%
2011-12	\$503,104,380	1.2%	2011-12	\$92,208,016	-0.9%
2012-13	\$517,821,148	9.9%	2012-13	\$93,184,174	0.8%
2013-14	\$543,440,350	2.9%	2013-14	\$96,896,989	1.1%
2014-15	\$580,236,145	4.9%	2014-15	\$102,660,844	4.0%
2015-16	\$620,792,535	6.8%	2015-16	\$110,123,652	5.9%
2016-17	\$678,324,696	7.0%	2016-17	\$117,332,593	7.3%
2017-18	\$695,451,416	9.3%	2017-18	\$123,668,404	6.5%
2018-19	\$724,945,087	2.5%	2018-19	\$130,570,490	5.4%
2019-20	\$775,879,462	7.0%	2019-20	\$137,138,455	5.0%
2020-21	\$759,699,113	-2.1%	2020-21	\$143,487,950	4.6%
2021-22	\$835,080,682	9.9%	2021-22	\$149,335,397	4.1%
2022-23	\$870,261,519	4.2%	2022-23	\$159,179,029	6.6%
2023-24	\$948,321,438	9.0%	2023-24	\$170,532,274	7.1%

POPULATION LESS EXCLUSIONS			TAX RATE PER \$100.00		
Fiscal Year	Amount	Percent Change	Fiscal Year	AB 8 Factor	
2005-06	245,772	2.3%	2005-06	1.000000	0.1687
2006-07	246,930	-1.4%	2006-07	1.000000	0.1685
2007-08	250,717	0.5%	2007-08	1.000000	0.1688
2008-09	252,146	1.5%	2008-09	1.000000	0.1688
2009-10	253,287	0.6%	2009-10	1.000000	0.1685
2010-11	255,630	0.5%	2010-11	1.000000	0.1692
2011-12	249,065	0.9%	2011-12	1.000000	0.1693
2012-13	250,024	-2.6%	2012-13	1.000000	0.1696
2013-14	249,652	0.4%	2013-14	1.000000	0.1697
2014-15	251,401	-0.1%	2014-15	1.000000	0.1697
2015-16	254,558	0.7%	2015-16	1.000000	0.1698
2016-17	258,318	1.3%	2016-17	1.000000	0.1700
2017-18	259,541	1.5%	2017-18	1.000000	0.1701
2018-19	259,649	0.5%	2018-19	1.000000	0.1702
2019-20	258,540	-0.4%	2018-19	1.000000	0.1703
2020-21	256,353	-0.8%	2020-21	1.000000	0.1703
2021-22	255,106	-0.5%	2021-22	1.000000	0.1704
2022-23	253,686	-0.6%	2022-23	1.000000	0.1704
2023-24	249,348	-1.7%	2023-24	1.000000	0.1718

ASSESSED VALUATION			PER CAPITA		
Fiscal Year	Amount	Percent Change	Fiscal Year	Taxes	Budget
2005-06	\$45,413,174,174	6.9%	2005-06	\$303.77	\$1,364.95
2006-07	\$49,262,013,740	8.8%	2006-07	\$331.61	\$1,523.56
2007-08	\$52,553,946,565	8.5%	2007-08	\$346.56	\$1,558.95
2008-09	\$55,560,013,363	6.7%	2008-09	\$361.82	\$1,711.71
2009-10	\$56,084,739,167	5.7%	2009-10	\$364.50	\$1,725.69
2010-11	\$55,379,207,012	0.9%	2010-11	\$357.94	\$1,784.91
2011-12	\$55,768,316,854	-1.3%	2011-12	\$370.22	\$1,790.36
2012-13	\$56,237,453,658	0.7%	2012-13	\$372.70	\$1,790.36
2013-14	\$58,405,109,043	0.8%	2013-14	\$373.26	\$2,019.97
2014-15	\$61,835,112,038	3.9%	2014-15	\$385.43	\$2,176.79
2015-16	\$66,207,429,352	5.9%	2015-16	\$403.29	\$2,308.01
2016-17	\$70,800,436,500	6.9%	2016-17	\$454.22	\$2,438.71
2017-18	\$74,528,236,959	5.3%	2017-18	\$476.49	\$2,679.54
2018-19	\$78,554,486,925	5.4%	2018-19	\$502.87	\$2,792.02
2019-20	\$82,516,667,278	5.0%	2013-20	\$530.43	\$3,001.00
2020-21	\$86,326,395,574	4.6%	2020-21	\$559.73	\$2,963.49
2021-22	\$89,719,316,599	3.9%	2021-22	\$585.39	\$3,273.47
2022-23	\$95,575,090,315	6.5%	2022-23	\$627.46	\$3,430.47
2023-24	\$101,561,521,236	6.3%	2023-24	\$683.91	\$3,803.20



		2021-22	2022-23	2022-23	2023-24
<b>CLASS # AGRICULTURE, WEIGHTS AND MEASURES</b>		<b>Final</b>	<b>Adopted</b>	<b>Modified</b>	<b>Adopted</b>
319	ADMINISTRATIVE SERVICES ASSOCIATE	1.00	1.00	1.00	1.00
318	ADMINISTRATIVE SERVICES TECHNICIAN	-	-	1.00	1.00
241	AG COMMISSIONER/WEIGHTS & MEASURES DIRECTOR	1.00	1.00	1.00	1.00
827	AG/WEIGHTS & MEASURES INSPECTOR II	1.00	1.00	1.00	1.00
828	AG/WEIGHTS & MEASURES INSPECTOR III	7.00	7.00	7.00	7.00
240	DEPUTY AGRICULTURAL COMM/DEPUTY DIR W&M	1.00	1.00	1.00	1.00
1341	OFFICE ASSISTANT III	2.00	2.00	1.00	1.00
829	SUPERVISING AGRICULTURAL/W&M INSPECTOR	1.00	1.00	1.00	1.00
<b>Total</b>		<b>14.00</b>	<b>14.00</b>	<b>14.00</b>	<b>14.00</b>

		2021-22	2022-23	2022-23	2023-24
<b>CLASS # ASSESSOR-RECORDER-COUNTY CLERK</b>		<b>Final</b>	<b>Adopted</b>	<b>Modified</b>	<b>Adopted</b>
1506	ADMINISTRATIVE ASSISTANT II	1.00	1.00	1.00	1.00
319	ADMINISTRATIVE SERVICES ASSOCIATE	1.00	1.00	1.00	1.00
313	ADMINISTRATIVE SERVICES MANAGER	1.00	1.00	1.00	1.00
318	ADMINISTRATIVE SERVICES TECHNICIAN	1.00	1.00	1.00	1.00
423	APPRAISER AIDE (FIXED)	2.00	2.00	2.00	2.00
358	APPRAISER II	15.00	15.00	15.00	15.00
357	APPRAISER III	5.00	5.00	5.00	5.00
357	APPRAISER III (FIXED)	-	-	1.00	1.00
345	ASSESSMENT RECORDING COUNTY CLERK SUPVR	6.00	6.00	6.00	6.00
344	ASSESSMENT-RECORDING-COUNTY CLRK TECH II	17.00	17.00	17.00	17.00
344	ASSESSMENT-RECORDING-COUNTY CLRK TECH II (FIXED)	1.00	1.00	1.00	1.00
104	ASSESSOR-RECORDER-COUNTY CLERK	1.00	1.00	1.00	1.00
105	ASSISTANT ASSESSOR-RECORDER-COUNTY CLERK	1.00	1.00	1.00	1.00
106	ASSISTANT ASSESSOR-VALUATION	1.00	1.00	1.00	1.00
360	AUDITOR APPRAISER II	4.00	4.00	4.00	4.00
360	AUDITOR APPRAISER II (FIXED)	-	-	1.00	1.00
619	CADASTRAL MAPPING TECHNICIAN II	1.00	1.00	1.00	1.00
348	CHIEF DEPUTY RECORDER - COUNTY CLERK	1.00	1.00	1.00	1.00
347	CHIEF OF ASSESSMENT STANDARDS	1.00	1.00	1.00	1.00
349	CHIEF OF ASSESSMENT SYSTEMS	1.00	1.00	1.00	1.00
364	PRINCIPAL APPRAISER	4.00	4.00	4.00	4.00
351	PRINCIPAL AUDITOR APPRAISER	1.00	1.00	1.00	1.00
346	SENIOR ASSESSMENT RECORD CNTY CLRK TECH	6.00	6.00	6.00	6.00
353	SENIOR AUDITOR-APPRAISER	1.00	1.00	1.00	1.00
955	SUPV TECHNOLOGY SYSTEMS SPECIALIST	1.00	1.00	1.00	1.00
954	TECHNOLOGY SYSTEMS SPECIALIST III	1.00	1.00	1.00	1.00
<b>Total</b>		<b>75.00</b>	<b>75.00</b>	<b>77.00</b>	<b>77.00</b>

		2021-22	2022-23	2022-23	2023-24
<b>CLASS # BOARD OF SUPERVISORS</b>		<b>Final</b>	<b>Adopted</b>	<b>Modified</b>	<b>Adopted</b>
1522	ASSISTANT CLERK TO BOARD OF SUPERVISORS	1.00	-	-	-
1523	BOARD AIDE	10.00	10.00	10.00	10.00
151	BOARD OF SUPERVISORS	5.00	5.00	5.00	5.00
1520	DEPUTY CLERK TO THE BOARD II	1.00	-	-	-
1521	DEPUTY CLERK TO THE BOARD III	4.00	-	-	-
<b>Total</b>		<b>21.00</b>	<b>15.00</b>	<b>15.00</b>	<b>15.00</b>

		2021-22	2022-23	2022-23	2023-24
<b>CLASS # CHILD SUPPORT SERVICES</b>		<b>Final</b>	<b>Adopted</b>	<b>Modified</b>	<b>Adopted</b>
309	ADMINISTRATIVE SERVICES OFFICER	1.00	1.00	1.00	1.00
318	ADMINISTRATIVE SERVICES TECHNICIAN	1.00	1.00	1.00	1.00
116	ASSISTANT DIRECTOR CHILD SUPPORT SVC	1.00	1.00	1.00	1.00
1355	CHILD SUPPORT OFFICER II	4.00	4.00	4.00	4.00
1354	CHILD SUPPORT OFFICER II-BILINGUAL	2.00	2.00	2.00	2.00
1356	CHILD SUPPORT OFFICER III	2.00	2.00	2.00	2.00
332	COLLECTIONS MANAGER	1.00	1.00	1.00	1.00
330	COLLECTIONS OFFICER I	3.00	3.00	3.00	3.00

2553	DEPUTY CHILD SUPPORT ATTORNEY III	2.00	2.00	2.00	2.00
115	DIRECTOR OF CHILD SUPPORT SERVICES	1.00	1.00	1.00	1.00
1415	LEGAL PROCESS ASSISTANT II	-	1.00	-	-
1411	LEGAL PROCESS ASSISTANT II BIL	-	1.00	-	-
1417	LEGAL PROCESS SPECIALIST	3.00	2.00	3.00	3.00
1368	LEGAL PROCESS SUPERVISOR	1.00	1.00	1.00	1.00
1690	LEGAL RESEARCH ASSISTANT	1.00	1.00	1.00	1.00
1341	OFFICE ASSISTANT III	1.00	1.00	1.00	1.00
1349	SUPERVISING CHILD SUPPORT OFFICER	1.00	1.00	1.00	1.00
<b>Total</b>		<b>25.00</b>	<b>26.00</b>	<b>25.00</b>	<b>25.00</b>

<b>CLASS #</b>	<b>COMMUNITY DEVELOPMENT AGENCY</b>	<b>2021-22 Final</b>	<b>2022-23 Adopted</b>	<b>2022-23 Modified</b>	<b>2023-24 Adopted</b>
370	ACCOUNTANT II	1.00	1.00	-	-
1507	ADMINISTRATIVE ASSISTANT I	1.00	1.00	1.00	1.00
1506	ADMINISTRATIVE ASSISTANT II	1.00	1.00	1.00	1.00
319	ADMINISTRATIVE SERVICES ASSOCIATE	5.00	4.00	4.00	4.00
396	ADMINISTRATIVE SERVICES DIRECTOR	1.00	1.00	1.00	1.00
318	ADMINISTRATIVE SERVICES TECHNICIAN	3.00	3.00	3.00	3.00
114	ASSISTANT DIRECTOR COMMUNITY DEVELOPMENT	1.00	1.00	1.00	1.00
1171	ASSISTANT HARBOR MASTER (FIXED)	1.00	-	-	-
626	ASSOCIATE CIVIL ENGINEER	2.00	2.00	2.00	2.00
810	BUILDING INSPECTION SERVICES SUPERVISOR	1.00	1.00	1.00	1.00
814	BUILDING INSPECTOR II	4.00	4.00	4.00	4.00
833	BUILDING PERMIT TECHNICIAN II	1.00	2.00	1.00	1.00
605	BUILDING PLANS EXAMINER	4.00	4.00	4.00	4.00
339	BUSINESS SYSTEMS ANALYST (FIXED)	1.00	1.00	2.00	2.00
681	CODE COMPLIANCE SPECIALIST II	3.00	4.00	4.00	4.00
836	COMMUNITY DEVELOPMENT TECHNICIAN II	6.00	6.00	5.00	5.00
836	COMMUNITY DEVELOPMENT TECHNICIAN II (FIXED)	1.00	-	1.00	-
390	DEPARTMENT ANALYST II	-	-	1.00	1.00
603	DEPUTY DIR PLANNING SERVICES	-	-	1.00	1.00
140	DEPUTY DIRECTOR BUILDING INSP & SAFETY	1.00	1.00	1.00	1.00
141	DEPUTY DIRECTOR ENVIRONMENTAL HEALTH SVC	1.00	1.00	1.00	1.00
142	DEPUTY DIRECTOR OF HOUSING AND FEDERAL GRANTS	1.00	1.00	1.00	1.00
139	DIRECTOR OF COMMUNITY DEVELOPMENT	1.00	-	1.00	1.00
806	ENVIRONMENTAL HEALTH SPECIALIST II	7.00	7.00	7.00	7.00
806	ENVIRONMENTAL HEALTH SPECIALIST II (FIXED)	1.00	1.00	2.00	2.00
807	ENVIRONMENTAL HEALTH SVCS PROJECT MGR	1.00	1.00	1.00	1.00
947	GEOGRAPHIC INFO SYSTEMS ANALYST II	1.00	1.00	1.00	1.00
130	HARBOR ADMINISTRATOR	1.00	1.00	1.00	1.00
293	MEDIA TECHNICIAN	2.00	2.00	2.00	2.00
293	MEDIA TECHNICIAN (FIXED)	1.00	1.00	1.00	1.00
1341	OFFICE ASSISTANT III	2.00	2.00	2.00	2.00
815	PERMIT OMBUDSPERSON	-	-	1.00	1.00
819	PERMIT SERVICES MANAGER	1.00	1.00	1.00	1.00
608	PLANNER	7.00	7.00	7.00	7.00
687	PLANNING MANAGER	3.00	3.00	3.00	3.00
641	PRINCIPAL CIVIL ENGINEER	1.00	1.00	1.00	1.00
606	PRINCIPAL PLANNER	1.00	1.00	-	-
426	PROGRAM COORDINATOR	-	-	2.00	2.00
426	PROGRAM COORDINATOR (FIXED)	1.00	1.00	-	-
811	SENIOR BUILDING INSPECTOR	1.00	1.00	1.00	1.00
834	SENIOR BUILDING PERMIT TECHNICIAN	1.00	1.00	1.00	1.00
682	SENIOR CODE COMPLIANCE SPEC (FIXED)	1.00	1.00	1.00	1.00
391	SENIOR DEPARTMENT ANALYST	1.00	1.00	1.00	1.00
391	SENIOR DEPARTMENT ANALYST (FIXED)	1.00	1.00	-	-
804	SENIOR ENVIRONMENTAL HEALTH SPECIALIST	8.00	8.00	8.00	8.00
607	SENIOR PLANNER	9.00	9.00	9.00	9.00
607	SENIOR PLANNER (FIXED)	2.00	2.00	2.00	2.00

427	SENIOR PROGRAM COORDINATOR (FIXED)	2.00	2.00	-	-
684	SUPERVISING CODE COMPLIANCE SPECIALIST	1.00	1.00	1.00	1.00
803	SUPERVISING ENVIRONMENTAL HEALTH SPEC	3.00	3.00	3.00	3.00
<b>Total</b>		<b>101.00</b>	<b>99.00</b>	<b>100.00</b>	<b>99.00</b>
		<b>2021-22</b>	<b>2022-23</b>	<b>2022-23</b>	<b>2023-24</b>
<b>CLASS #</b>	<b>COUNTY ADMINISTRATOR'S OFFICE</b>	<b>Final</b>	<b>Adopted</b>	<b>Modified</b>	<b>Adopted</b>
297	ADMIN SERVICES ASSOC CONF	1.00	1.00	1.00	1.00
300	ADMINISTRATIVE ANALYST III	5.75	5.75	5.00	5.00
1506	ADMINISTRATIVE ASSISTANT II	1.00	1.00	1.00	-
319	ADMINISTRATIVE SERVICES ASSOCIATE	1.00	1.00	1.00	1.50
313	ADMINISTRATIVE SERVICES MANAGER	1.00	1.00	1.00	1.00
1522	ASSISTANT CLERK TO BOARD OF SUPERVISORS	-	1.00	1.00	1.00
202	ASSISTANT COUNTY ADMINISTRATOR	2.00	2.00	2.00	2.00
303	BUDGET DIRECTOR	1.00	1.00	1.00	1.00
339	BUSINESS SYSTEMS ANALYST	1.00	1.00	-	-
639	CAPITAL PLANNING & PROJECT MANAGER	1.00	1.00	1.00	1.00
296	COMMUNICATIONS DIRECTOR	-	-	1.00	1.00
201	COUNTY ADMINISTRATOR	1.00	1.00	1.00	1.00
390	DEPARTMENT ANALYST II (FIXED)	1.00	-	-	-
1520	DEPUTY CLERK TO THE BOARD II	-	1.00	1.00	1.00
1521	DEPUTY CLERK TO THE BOARD III	-	4.00	4.00	4.00
205	DEPUTY COUNTY ADMINISTRATOR	1.00	-	1.00	1.00
205	DEPUTY COUNTY ADMINISTRATOR (FIXED)	1.00	1.00	1.00	-
198	EQUITY DIRECTOR	1.00	1.00	1.00	1.00
1500	EXECUTIVE ASSISTANT TO COUNTY ADMIN	1.00	1.00	1.00	1.00
334	FACILITIES PLANNING & DEVELOPMENT MGR	1.00	1.00	1.00	1.00
295	MEDIA MANAGER	1.00	1.00	1.00	1.00
294	MEDIA SPECIALIST	2.00	2.00	3.00	3.00
305	PRINCIPAL ADMINISTRATIVE ANALYST	1.00	1.00	2.00	2.00
298	RISK MANAGER	1.00	1.00	1.00	1.00
335	SAFETY OFFICER	1.00	1.00	1.00	1.00
337	WORKERS' COMPENSATION ANALYST	1.00	1.00	1.00	1.00
<b>Total</b>		<b>28.75</b>	<b>32.75</b>	<b>35.00</b>	<b>33.50</b>
		<b>2021-22</b>	<b>2022-23</b>	<b>2022-23</b>	<b>2023-24</b>
<b>CLASS #</b>	<b>COUNTY COUNSEL</b>	<b>Final</b>	<b>Adopted</b>	<b>Modified</b>	<b>Adopted</b>
1501	ADMINISTRATIVE SECRETARY - LEGAL	1.00	1.00	1.00	1.00
317	ADMINISTRATIVE SERVICES OFFICER- CONF	1.00	1.00	1.00	1.00
320	ADMINISTRATIVE SERVICES TECHNICIAN CONFIDENTIAL	1.00	1.00	1.00	1.00
210	ASSISTANT COUNTY COUNSEL	1.00	1.00	1.00	1.00
534	CHIEF DEPUTY COUNTY COUNSEL	1.00	1.00	1.00	1.00
1357	CIVIL LITIGATION SPECIALIST	3.00	3.00	3.00	3.00
208	COUNTY COUNSEL	1.00	1.00	1.00	1.00
2543	COUNTY COUNSEL III	5.00	5.00	6.00	6.00
2544	COUNTY COUNSEL IV	6.00	6.00	6.00	6.00
1525	LEGAL SECRETARY II-CONFIDENTIAL	2.00	2.00	2.00	2.00
<b>Total</b>		<b>22.00</b>	<b>22.00</b>	<b>23.00</b>	<b>23.00</b>
		<b>2021-22</b>	<b>2022-23</b>	<b>2022-23</b>	<b>2023-24</b>
<b>CLASS #</b>	<b>CULTURAL SERVICES</b>	<b>Final</b>	<b>Adopted</b>	<b>Modified</b>	<b>Adopted</b>
1409	ACCOUNTING ASSISTANT	0.50	0.50	0.75	0.75
1507	ADMINISTRATIVE ASSISTANT I	0.80	0.80	0.45	0.45
1506	ADMINISTRATIVE ASSISTANT II	1.00	1.00	1.00	1.00
319	ADMINISTRATIVE SERVICES ASSOCIATE	1.00	1.00	1.00	1.00
1191	BOX OFFICE ASSISTANT	1.00	1.00	1.00	1.00
1199	CULTURAL SERVICES TECHNICAL COORDINATOR	1.00	1.00	1.00	1.00
232	DEPUTY DIRECTOR CULTURAL & VISITOR SVCS	1.00	1.00	1.00	1.00
231	DIRECTOR OF CULTURAL SERVICES	1.00	1.00	1.00	1.00
1193	EVENT SYSTEMS SUPERVISOR	1.00	1.00	1.00	1.00
1190	EVENT/RENTAL MANAGER	1.00	1.00	1.00	1.00

1195	FAIR COORDINATOR	1.00	1.00	1.00	1.00
1194	FRONT OF HOUSE MANAGER	1.00	1.00	1.00	1.00
1149	MARIN CENTER UTILITY LEAD WKR	-	-	1.00	1.00
1132	MARIN CENTER UTILITY WORKER	2.00	2.00	1.00	1.00
295	MEDIA MANAGER	1.00	1.00	1.00	1.00
<b>Total</b>		<b>14.30</b>	<b>14.30</b>	<b>14.20</b>	<b>14.20</b>
		<b>2021-22</b>	<b>2022-23</b>	<b>2022-23</b>	<b>2023-24</b>
<b>CLASS #</b>	<b>DISTRICT ATTORNEY</b>	<b>Final</b>	<b>Adopted</b>	<b>Modified</b>	<b>Adopted</b>
1501	ADMINISTRATIVE SECRETARY - LEGAL	1.00	1.00	1.00	1.00
319	ADMINISTRATIVE SERVICES ASSOCIATE	2.00	2.00	2.00	2.00
318	ADMINISTRATIVE SERVICES TECHNICIAN	3.00	3.00	3.00	3.00
121	ASSISTANT DISTRICT ATTORNEY	1.00	1.00	1.00	1.00
520	CHIEF DEPUTY DISTRICT ATTORNEY	2.00	2.00	2.00	2.00
517	CHIEF DISTRICT ATTORNEY INVESTIGATOR	-	-	1.00	1.00
1274	CONSUMER & COMMUNITY MEDIATION COORD	1.00	1.00	1.00	1.00
2522	DEPUTY DISTRICT ATTORNEY II	2.00	2.00	2.00	2.00
2522	DEPUTY DISTRICT ATTORNEY II (FIXED)	2.00	2.00	2.00	2.00
2523	DEPUTY DISTRICT ATTORNEY III	13.00	13.00	13.00	13.00
2523	DEPUTY DISTRICT ATTORNEY III (FIXED)	-	-	1.00	1.00
2524	DEPUTY DISTRICT ATTORNEY IV	9.00	9.00	9.00	9.00
120	DISTRICT ATTORNEY	1.00	1.00	1.00	1.00
122	DISTRICT ATTORNEY ADMINISTRATOR	1.00	1.00	1.00	1.00
518	DISTRICT ATTORNEY INVESTIGATOR	4.00	4.00	4.00	4.00
518	DISTRICT ATTORNEY INVESTIGATOR (FIXED)	3.00	2.00	3.00	3.00
1415	LEGAL PROCESS ASSISTANT II	4.00	4.00	4.00	4.00
1411	LEGAL PROCESS ASSISTANT II BIL	2.00	2.00	2.00	2.00
1417	LEGAL PROCESS SPECIALIST	10.00	10.00	10.00	10.00
1417	LEGAL PROCESS SPECIALIST (FIXED)	-	-	0.50	0.50
1368	LEGAL PROCESS SUPERVISOR	1.00	1.00	1.00	1.00
1690	LEGAL RESEARCH ASSISTANT	1.00	1.00	1.00	1.00
1690	LEGAL RESEARCH ASSISTANT (FIXED)	2.00	1.00	1.00	1.00
1524	LEGAL SECRETARY II	5.00	5.00	5.00	5.00
1272	MEDIATION CASE DEVEL-BILINGUAL	1.00	1.00	1.00	1.00
521	SUPERVISING DISTRICT ATTORNEY INVESTIGATOR	2.00	2.00	1.00	1.00
956	TECHNOLOGY SYSTEMS COORDINATOR	1.00	1.00	1.00	1.00
954	TECHNOLOGY SYSTEMS SPECIALIST III	1.00	1.00	1.00	1.00
1215	VICTIM WITNESS PROGRAM SUPERVISOR	1.00	1.00	1.00	1.00
1220	VICTIM/WITNESS ADVOCATE	2.00	2.00	2.00	2.00
1221	VICTIM/WITNESS ADVOCATE BILINGUAL	2.00	2.00	2.00	2.00
1221	VICTIM/WITNESS ADVOCATE BILINGUAL (FIXED)	2.00	2.00	2.00	2.00
<b>Total</b>		<b>82.00</b>	<b>80.00</b>	<b>82.50</b>	<b>82.50</b>
		<b>2021-22</b>	<b>2022-23</b>	<b>2022-23</b>	<b>2023-24</b>
<b>CLASS #</b>	<b>ELECTIONS</b>	<b>Final</b>	<b>Adopted</b>	<b>Modified</b>	<b>Adopted</b>
319	ADMINISTRATIVE SERVICES ASSOCIATE	1.00	1.00	1.00	1.00
133	ASST REGISTRAR OF VOTERS	1.00	1.00	1.00	1.00
1323	ELECTIONS TECHNICIAN II	3.20	3.20	3.60	3.60
1319	ELECTIONS TECHNICIAN III	1.00	1.00	1.00	1.00
138	REGISTRAR OF VOTERS	1.00	1.00	1.00	1.00
427	SENIOR PROGRAM COORDINATOR	2.00	2.00	2.00	2.00
953	TECHNOLOGY SYSTEMS SPECIALIST II	1.00	1.00	2.00	2.00
953	TECHNOLOGY SYSTEMS SPECIALIST II (FIXED)	1.00	1.00	-	-
<b>Total</b>		<b>11.20</b>	<b>11.20</b>	<b>11.60</b>	<b>11.60</b>
		<b>2021-22</b>	<b>2022-23</b>	<b>2022-23</b>	<b>2023-24</b>
<b>CLASS #</b>	<b>UC COOPERATIVE EXTENSION MARIN</b>	<b>Final</b>	<b>Adopted</b>	<b>Modified</b>	<b>Adopted</b>
318	ADMINISTRATIVE SERVICES TECHNICIAN	1.00	1.00	1.00	1.00
1342	OFFICE ASSISTANT III BILINGUAL	0.90	0.90	1.00	1.00
<b>Total</b>		<b>1.90</b>	<b>1.90</b>	<b>2.00</b>	<b>2.00</b>

<b>CLASS #</b>	<b>DEPARTMENT OF FINANCE</b>	<b>2021-22 Final</b>	<b>2022-23 Adopted</b>	<b>2022-23 Modified</b>	<b>2023-24 Adopted</b>
370	ACCOUNTANT II	7.00	7.00	7.00	7.00
1409	ACCOUNTING ASSISTANT	5.00	5.00	5.00	5.00
1404	ACCOUNTING TECHNICIAN	4.00	4.00	4.00	4.00
379	ACCOUNTING UNIT MANAGER	4.00	4.00	4.00	4.00
1502	ADMINISTRATIVE ASSISTANT III	1.00	1.00	1.00	1.00
319	ADMINISTRATIVE SERVICES ASSOCIATE	2.00	2.00	2.00	2.00
318	ADMINISTRATIVE SERVICES TECHNICIAN	1.00	1.00	1.00	1.00
318	ADMINISTRATIVE SERVICES TECHNICIAN (FIXED)	1.00	1.00	-	-
144	ASSISTANT DIRECTOR OF FINANCE	1.00	1.00	1.00	1.00
372	AUDIT MANAGER	1.00	1.00	1.00	1.00
375	AUDITOR II	1.00	1.00	1.00	1.00
339	BUSINESS SYSTEMS ANALYST (FIXED)	1.00	1.00	-	-
340	BUSINESS/ERP SYSTEMS ANALYST	1.00	1.00	2.00	2.00
526	CHIEF DEPUTY PUBLIC ADMINISTRATOR	1.00	1.00	1.00	1.00
330	COLLECTIONS OFFICER I	2.00	2.00	2.00	2.00
336	COLLECTIONS OFFICER II	1.00	1.00	1.00	1.00
363	DEPARTMENT OF FINANCE DIVISION CHIEF	4.00	4.00	4.00	4.00
516	DEPUTY PUBLIC ADMINISTRATOR II	2.00	2.00	2.00	2.00
516	DEPUTY PUBLIC ADMINISTRATOR II (FIXED)	-	-	1.00	1.00
125	DIRECTOR OF FINANCE	1.00	1.00	1.00	1.00
395	FINANCIAL SYSTEMS ANALYST	4.00	4.00	4.00	4.00
1341	OFFICE ASSISTANT III	-	-	1.00	1.00
365	PAYROLL ACCOUNTING TECHNICIAN	1.00	1.00	1.00	1.00
365	PAYROLL ACCOUNTING TECHNICIAN (FIXED)	1.00	1.00	-	-
387	PAYROLL MANAGER	1.00	1.00	1.00	1.00
373	SENIOR ACCOUNTANT	6.00	6.00	6.00	6.00
1408	SENIOR ACCOUNTING ASSISTANT	5.00	5.00	5.00	5.00
367	SENIOR PAYROLL ACCOUNTING TECHNICIAN	2.00	2.00	2.00	2.00
	<b>Total</b>	<b>61.00</b>	<b>61.00</b>	<b>61.00</b>	<b>61.00</b>

<b>CLASS #</b>	<b>MARIN COUNTY FIRE</b>	<b>2021-22 Final</b>	<b>2022-23 Adopted</b>	<b>2022-23 Modified</b>	<b>2023-24 Adopted</b>
1404	ACCOUNTING TECHNICIAN	1.00	1.00	-	-
1506	ADMINISTRATIVE ASSISTANT II	-	-	1.00	1.00
319	ADMINISTRATIVE SERVICES ASSOCIATE	1.00	2.00	3.00	3.00
313	ADMINISTRATIVE SERVICES MANAGER	1.00	1.00	1.00	1.00
318	ADMINISTRATIVE SERVICES TECHNICIAN	1.00	2.00	2.00	2.00
390	DEPARTMENT ANALYST II	-	1.00	2.00	2.00
215	DEPUTY DIRECTOR OF FIRE	1.00	1.00	1.00	1.00
225	DEPUTY FIRE CHIEF	1.00	1.00	1.00	1.00
218	DIRECTOR OF EMERGENCY MANAGEMENT	-	-	1.00	1.00
765	ECC ASSISTANT DIRECTOR - TECH MANAGER	-	-	1.00	1.00
760	EMERGENCY MANAGEMENT COORD	-	-	3.00	3.00
1041	EMERGENCY MEDICAL SERVICES SPECIALIST (FIXED)	1.00	1.00	1.00	1.00
744	FIRE BATTALION CHIEF - 40 HOURS	3.00	3.00	4.00	4.00
748	FIRE CAPTAIN - 40 HOURS	4.00	4.00	7.00	7.00
730	FIRE CAPTAIN - 56 HOURS	12.00	12.00	12.00	12.00
221	FIRE CHIEF	1.00	1.00	1.00	1.00
727	FIRE DISPATCHER	3.00	3.00	3.00	3.00
737	FIRE ENGINEER - 56 HOURS	19.00	19.00	19.00	19.00
749	FIRE ENGINEER PARAMEDIC - 40 HOURS	1.00	1.00	3.00	3.00
749	FIRE ENGINEER PARAMEDIC - 40 HOURS (FIXED)	3.00	3.00	3.00	2.00
735	FIRE ENGINEER PARAMEDIC - 56 HOURS	21.00	21.00	21.00	21.00
731	FIRE HEAVY EQUIPMENT OPERATOR	3.00	3.00	3.00	3.00
725	FIRE INSPECTOR	-	1.00	1.00	1.00
725	FIRE INSPECTOR (FIXED)	1.00	1.00	1.00	1.00
745	FIRE OPERATIONS BATTALION CHIEF - 56 HOURS	3.00	3.00	3.00	3.00
733	FIREFIGHTER	6.00	6.00	10.00	10.00
733	FIREFIGHTER (FIXED)	4.00	4.00	4.00	4.00

739	FIREFIGHTER PARAMEDIC	12.00	12.00	16.00	16.00
295	MEDIA MANAGER	-	-	1.00	1.00
426	PROGRAM COORDINATOR	-	-	1.00	1.00
426	PROGRAM COORDINATOR (FIXED)	1.00	-	1.00	1.00
761	SENIOR EMERGENCY MANAGEMENT COORDINATOR	-	-	1.00	1.00
728	SENIOR FIRE CAPTAIN	6.00	6.00	6.00	6.00
956	TECHNOLOGY SYSTEMS COORDINATOR	-	-	1.00	1.00
<b>Total</b>		<b>110.00</b>	<b>113.00</b>	<b>139.00</b>	<b>138.00</b>

CLASS #	HEALTH AND HUMAN SERVICES (H&HS)	2021-22 Final	2022-23 Adopted	2022-23 Modified	2023-24 Adopted
370	ACCOUNTANT II	11.00	11.00	10.00	10.00
1409	ACCOUNTING ASSISTANT	4.50	4.50	4.50	4.50
1404	ACCOUNTING TECHNICIAN	4.00	4.00	4.00	4.00
1507	ADMINISTRATIVE ASSISTANT I	2.00	2.00	2.00	2.00
1506	ADMINISTRATIVE ASSISTANT II	5.35	5.35	5.35	5.35
1502	ADMINISTRATIVE ASSISTANT III	1.00	1.00	1.00	1.00
319	ADMINISTRATIVE SERVICES ASSOCIATE	13.00	13.00	13.00	13.00
319	ADMINISTRATIVE SERVICES ASSOCIATE (FIXED)	1.00	1.00	1.00	1.00
313	ADMINISTRATIVE SERVICES MANAGER	1.00	1.00	1.00	1.00
309	ADMINISTRATIVE SERVICES OFFICER	3.00	3.00	3.00	3.00
317	ADMINISTRATIVE SERVICES OFFICER- CONF	1.00	1.00	1.00	1.00
318	ADMINISTRATIVE SERVICES TECHNICIAN	11.50	11.50	14.50	14.50
1406	ASSISTANT CHIEF FISCAL OFFICER-H&HS	3.00	3.00	3.00	3.00
265	ASSISTANT DIRECTOR H&HS- BHRS	1.00	1.00	1.00	1.00
237	ASSISTANT DIRECTOR H&HS -SOCIAL SERVICES	1.00	1.00	1.00	1.00
993	BEHAVIORAL HEALTH CARE ASSISTANT	1.50	1.50	1.50	1.50
272	BHRS DIVISION DIRECTOR	5.00	5.00	5.00	5.00
266	BHRS OPERATIONS DIRECTOR	1.00	1.00	1.00	1.00
995	BHRS PEER COUNSELOR II	8.00	6.00	9.00	9.00
995	BHRS PEER COUNSELOR II (FIXED)	1.50	1.00	0.50	0.50
428	BHRS PEER PROGRAM COORDINATOR (FIXED)	1.00	1.00	1.00	1.00
271	BHRS PROGRAM MANAGER	6.00	6.00	7.00	7.00
277	BHRS UNIT SUPERVISOR	18.00	18.00	19.00	19.00
277	BHRS UNIT SUPERVISOR (FIXED)	1.00	-	1.00	1.00
339	BUSINESS SYSTEMS ANALYST	-	-	1.00	1.00
339	BUSINESS SYSTEMS ANALYST (FIXED)	-	-	1.00	1.00
236	CHIEF ASSISTANT DIRECTOR H&HS	2.00	2.00	2.00	2.00
1400	CHIEF FISCAL OFFICER-H&HS	1.00	1.00	1.00	1.00
1382	CHIEF INVESTIGATOR SPECIAL INVEST UNIT	1.00	1.00	1.00	1.00
1243	CHILD WELFARE WORKER II	15.80	15.80	15.80	15.80
1246	CHILD WELFARE WORKER II BILINGUAL	13.00	13.00	14.00	15.00
1083	CLINICAL PSYCHOLOGIST II	3.00	3.00	3.00	3.00
1088	CLINICAL PSYCHOLOGIST II BILINGUAL	2.00	2.00	2.00	2.00
336	COLLECTIONS OFFICER II	1.00	1.00	1.00	1.00
341	COMPLIANCE PRIVACY & SECURITY OFFICER	1.00	1.00	1.00	1.00
242	COUNTY PUBLIC HEALTH OFFICER	1.00	1.00	1.00	1.00
1485	CRISIS SPECIALIST III	2.00	2.00	2.00	2.00
1078	DENTAL HYGIENIST	0.80	0.80	-	-
390	DEPARTMENT ANALYST II	15.00	15.00	17.00	17.00
390	DEPARTMENT ANALYST II (FIXED)	2.00	2.00	1.00	-
1275	DEPUTY PUBLIC GUARDIAN/CONSERV//INVEST II	6.00	6.00	6.00	6.00
228	DEPUTY PUBLIC HEALTH OFFICER	1.00	1.00	1.00	1.00
1472	DETENTION LICENSED VOCATIONAL NURSE	2.30	2.30	2.30	2.30
1467	DETENTION NURSE PRACTITIONER	1.40	1.40	1.40	1.40
1468	DETENTION REGISTERED NURSE	8.60	8.60	8.60	8.60
238	DIRECTOR OF HEALTH & HUMAN SERVICES	1.00	1.00	1.00	1.00
1396	ELIGIBILITY ASSISTANT	3.00	3.00	3.00	3.00
1395	ELIGIBILITY PROGRAM SPECIALIST	2.00	2.00	2.00	2.00
1399	ELIGIBILITY SPECIALIST	3.00	3.00	3.00	3.00

1399	ELIGIBILITY SPECIALIST (FIXED)	2.00	2.00	2.00	2.00
1381	ELIGIBILITY SUPERVISOR	16.00	16.00	16.00	16.00
1381	ELIGIBILITY SUPERVISOR (FIXED)	1.00	1.00	1.00	1.00
1386	ELIGIBILITY WORKER II	31.00	31.00	31.00	31.00
1388	ELIGIBILITY WORKER II-BILINGUAL	63.00	63.00	67.00	67.00
1385	ELIGIBILITY WORKER III	11.00	11.00	11.00	11.00
1393	ELIGIBILITY WORKER III-BILINGUAL	14.00	14.00	14.00	14.00
1040	EMERGENCY MEDICAL SERVICES ADMINISTRATOR	1.00	1.00	1.00	1.00
1041	EMERGENCY MEDICAL SERVICES SPECIALIST	2.00	2.00	2.00	2.00
1223	EMPLOYMENT DEVELOPMENT COUNSELOR	10.50	10.50	10.50	10.50
1228	EMPLOYMENT DEVELOPMENT COUNSELOR-BIL	7.00	7.00	7.00	7.00
1037	EPIDEMIOLOGIST	3.45	3.45	3.45	3.45
1037	EPIDEMIOLOGIST (FIXED)	1.00	1.00	1.00	1.00
1038	EPIDEMIOLOGY MANAGER	1.00	1.00	1.00	1.00
430	EQUITY MANAGER	1.00	1.00	1.00	1.00
381	FINANCE SERVICES SUPERVISOR	1.00	1.00	1.00	1.00
338	HEALTH & HUMAN SERVICES FACILITIES MGR	1.00	1.00	-	-
1032	HEALTH EDUCATOR - BILINGUAL	1.00	1.00	1.00	1.00
325	HUMAN RESOURCES ANALYST II	3.00	3.00	4.00	4.00
325	HUMAN RESOURCES ANALYST II (FIXED)	-	-	1.00	1.00
386	HUMAN RESOURCES TECHNICIAN	2.00	2.00	2.00	2.00
1417	LEGAL PROCESS SPECIALIST	2.00	2.00	2.00	2.00
1486	LICENSED CRISIS SPECIALIST	18.10	18.10	20.00	20.00
1486	LICENSED CRISIS SPECIALIST (FIXED)	3.00	1.00	3.00	2.00
1087	LICENSED MENTAL HEALTH PRACTITIONER	12.50	12.50	12.50	12.50
1091	LICENSED MENTAL HEALTH PRACTITIONER-BIL	9.00	9.00	9.00	9.00
295	MEDIA MANAGER	1.00	1.00	1.00	1.00
294	MEDIA SPECIALIST	2.00	2.00	2.00	2.00
1072	MEDICAL DIRECTOR-MENTAL HEALTH	1.00	1.00	1.00	1.00
1327	MEDICAL RECORDS SUPERVISOR	1.00	1.00	1.00	1.00
1451	MENTAL HEALTH NURSE PRACTITIONER	5.55	5.55	6.55	6.55
1089	MENTAL HEALTH PRACTITIONER	17.50	16.50	19.50	19.50
1089	MENTAL HEALTH PRACTITIONER (FIXED)	3.00	4.00	3.00	3.00
1090	MENTAL HEALTH PRACTITIONER-BILINGUAL	24.00	23.00	24.00	24.00
1090	MENTAL HEALTH PRACTITIONER-BILINGUAL (FIXED)	1.00	1.00	1.00	1.00
1449	MENTAL HEALTH REGISTERED NURSE	7.55	7.55	7.55	7.55
1469	NURSING SERVICES MANAGER	3.00	3.00	3.00	3.00
1019	OCCUPATIONAL THERAPIST	2.60	2.60	2.60	2.60
1344	OFFICE ASSISTANT II (FIXED)	2.00	2.00	2.00	1.00
1341	OFFICE ASSISTANT III	25.30	24.80	24.30	24.30
1342	OFFICE ASSISTANT III BILINGUAL	36.50	36.50	37.50	37.50
1353	OFFICE SERVICES SUPERVISOR	6.00	6.00	6.00	6.00
1365	OFFICE SPECIALIST	5.00	5.00	5.00	5.00
365	PAYROLL ACCOUNTING TECHNICIAN	1.00	1.00	1.00	1.00
1020	PHYSICAL THERAPIST	2.68	2.68	2.68	2.68
321	PRINCIPAL HUMAN RESOURCES ANALYST	1.00	1.00	1.00	1.00
910	PRINCIPAL SYSTEMS ANALYST	1.00	1.00	1.00	1.00
426	PROGRAM COORDINATOR	4.00	4.00	4.00	4.00
426	PROGRAM COORDINATOR (FIXED)	4.55	3.75	5.75	3.75
420	PROGRAM SPECIALIST CCS-BIL	1.00	1.00	1.00	1.00
1219	PUBLIC GUARDIAN/CONSERVATOR	1.00	1.00	1.00	1.00
1070	PUBLIC HEALTH DIVISION DIRECTOR	4.00	4.00	5.00	5.00
1070	PUBLIC HEALTH DIVISION DIRECTOR (FIXED)	1.00	1.00	-	-
808	PUBLIC HEALTH INVESTIGATOR II -BILINGUAL	1.00	1.00	1.00	1.00
808	PUBLIC HEALTH INVESTIGATOR II -BILINGUAL (FIXED)	5.00	4.00	5.00	1.00
1004	PUBLIC HEALTH NURSE II	4.00	4.50	4.00	4.00
1005	PUBLIC HEALTH NURSE II - BILINGUAL	1.00	1.00	1.00	1.00
1004	PUBLIC HEALTH NURSE II (FIXED)	5.00	5.00	5.00	1.00
1079	PUBLIC HEALTH PROGRAM MANAGER	3.80	3.80	3.80	3.80
1079	PUBLIC HEALTH PROGRAM MANAGER (FIXED)	2.00	2.00	1.00	-

285	PUBLIC HEALTH UNIT SUPERVISOR	1.00	1.00	1.00	1.00
285	PUBLIC HEALTH UNIT SUPERVISOR (FIXED)	2.00	2.00	2.00	2.00
281	QUALITY IMPROVEMENT COORDINATOR	1.00	1.00	1.00	1.00
1408	SENIOR ACCOUNTING ASSISTANT	6.00	6.00	7.00	7.00
1257	SENIOR CHILD WELFARE WORKER	6.00	6.00	6.00	6.00
391	SENIOR DEPARTMENT ANALYST	8.00	8.00	13.00	13.00
391	SENIOR DEPARTMENT ANALYST (FIXED)	2.00	2.00	1.00	-
324	SENIOR HUMAN RESOURCES ANALYST	2.00	2.00	2.00	2.00
1027	SENIOR NUTRITIONIST	1.00	1.00	1.00	1.00
427	SENIOR PROGRAM COORDINATOR	17.75	17.75	22.75	22.75
427	SENIOR PROGRAM COORDINATOR (FIXED)	4.00	3.00	2.00	1.00
1002	SENIOR PUBLIC HEALTH NURSE	4.00	4.00	5.50	5.50
1002	SENIOR PUBLIC HEALTH NURSE (FIXED)	2.00	2.00	3.00	2.00
1031	SENIOR PUBLIC HEALTH NURSE-BILINGUAL	1.45	1.45	1.45	1.45
1009	SENIOR REGISTERED NURSE	0.85	0.85	0.85	0.85
1252	SENIOR SOCIAL SERVICE WORKER	7.00	7.00	7.00	7.00
1230	SENIOR SUPPORT SERVICES WORKER	3.00	3.00	3.00	3.00
1232	SENIOR SUPPORT SERVICES WORKER-BIL	5.00	5.00	6.00	6.00
352	SOCIAL SERVICE PROGRAM MANAGER	13.00	13.00	14.00	14.00
275	SOCIAL SERVICE UNIT SUPERVISOR	15.00	15.00	16.00	16.00
1241	SOCIAL SERVICE WORKER I	5.00	5.00	5.00	5.00
1241	SOCIAL SERVICE WORKER I (FIXED)	1.00	1.00	1.00	-
1233	SOCIAL SERVICE WORKER I-BILINGUAL	4.25	3.75	4.25	4.25
1239	SOCIAL SERVICE WORKER II	14.80	12.80	16.80	16.80
1239	SOCIAL SERVICE WORKER II (FIXED)	1.00	1.00	1.00	1.00
1234	SOCIAL SERVICE WORKER II-BILINGUAL	13.50	13.50	13.50	13.50
274	SOCIAL SERVICES DIVISION DIRECTOR	4.00	4.00	4.00	4.00
1081	STAFF PSYCHIATRIST	4.45	4.45	4.45	4.45
1448	SUPERVISING BEHAVIORAL HEALTH NURSE	1.00	1.00	-	-
1224	SUPERVISING EMPLOYMENT DEVELOPMENT COUNS	3.00	3.00	3.00	3.00
1018	SUPERVISING PEDIATRIC THERAPIST	1.00	1.00	1.00	1.00
1003	SUPERVISING PUBLIC HEALTH NURSE	1.75	1.75	1.75	1.75
1003	SUPERVISING PUBLIC HEALTH NURSE (FIXED)	1.00	1.00	1.00	-
1225	SUPPORT SERVICE WORKER I	4.75	4.75	4.75	4.75
1226	SUPPORT SERVICE WORKER I-BILINGUAL	7.00	7.00	8.00	8.00
1226	SUPPORT SERVICE WORKER I-BILINGUAL (FIXED)	2.00	2.00	2.00	-
1227	SUPPORT SERVICE WORKER II	4.00	4.00	4.00	4.00
1227	SUPPORT SERVICE WORKER II (FIXED)	1.00	-	1.00	1.00
1229	SUPPORT SERVICE WORKER II-BILINGUAL	13.25	13.25	13.40	13.40
1229	SUPPORT SERVICE WORKER II-BILINGUAL (FIXED)	2.00	-	3.00	3.00
951	SYSTEMS TECHNICIAN	1.00	1.00	1.00	1.00
956	TECHNOLOGY SYSTEMS COORDINATOR	3.00	3.00	3.00	3.00
953	TECHNOLOGY SYSTEMS SPECIALIST II	8.00	8.00	8.00	8.00
953	TECHNOLOGY SYSTEMS SPECIALIST II (FIXED)	1.00	1.00	1.00	-
954	TECHNOLOGY SYSTEMS SPECIALIST III	3.00	3.00	4.00	4.00
1023	THERAPY AIDE	1.00	1.00	1.00	1.00
1222	VETERAN SERVICES REPRESENTATIVE (FIXED)	1.00	1.00	1.00	1.00
1218	VETERANS SERVICE OFFICER	1.00	1.00	1.00	1.00
333	VITAL STATISTICS CLERK	1.50	1.50	1.50	1.50
1384	WELFARE FRAUD INVESTIGATOR	3.00	3.00	3.00	3.00
997	WIC BREASTFEEDING PEER COUNSELOR	1.20	1.20	1.20	1.20
996	WIC LACTATION CONSULTANT	0.60	0.60	0.70	0.70
	<b>Total</b>	<b>816.93</b>	<b>802.13</b>	<b>851.98</b>	<b>830.98</b>
		<b>2021-22</b>	<b>2022-23</b>	<b>2022-23</b>	<b>2023-24</b>
<b>CLASS #</b>	<b>HUMAN RESOURCES</b>	<b>Final</b>	<b>Adopted</b>	<b>Modified</b>	<b>Adopted</b>
1502	ADMINISTRATIVE ASSISTANT III	1.00	1.00	1.00	1.00
317	ADMINISTRATIVE SERVICES OFFICER- CONF	1.00	1.00	1.00	1.00
209	ASSISTANT DIRECTOR OF HUMAN RESOURCES	1.00	1.00	1.00	1.00
339	BUSINESS SYSTEMS ANALYST (FIXED)	1.00	1.00	1.00	-



340	BUSINESS/ERP SYSTEMS ANALYST	3.00	3.00	3.00	3.00
322	DEPUTY DIRECTOR HUMAN RESOURCES	1.00	1.00	1.00	1.00
204	DIRECTOR OF HUMAN RESOURCES	1.00	1.00	1.00	1.00
253	EQUAL EMPLOYMENT OPPORTUNITY DIRECTOR	1.00	1.00	1.00	1.00
393	EQUAL EMPLOYMENT SPECIALIST	1.00	1.00	1.00	1.00
325	HUMAN RESOURCES ANALYST II	10.50	10.50	11.50	11.50
386	HUMAN RESOURCES TECHNICIAN	7.50	7.50	7.50	7.50
1343	OFFICE ASSISTANT III CONFIDENTIAL	1.00	1.00	1.00	1.00
321	PRINCIPAL HUMAN RESOURCES ANALYST	4.00	4.00	4.00	4.00
324	SENIOR HUMAN RESOURCES ANALYST	4.00	4.00	5.00	5.00
385	SENIOR HUMAN RESOURCES TECHNICIAN	1.00	1.00	1.00	1.00
427	SENIOR PROGRAM COORDINATOR	1.00	1.00	1.00	1.00
<b>Total</b>		<b>40.00</b>	<b>40.00</b>	<b>42.00</b>	<b>41.00</b>
		<b>2021-22</b>	<b>2022-23</b>	<b>2022-23</b>	<b>2023-24</b>
<b>CLASS # INFORMATION SERVICES AND TECHNOLOGY (IST)</b>		<b>Final</b>	<b>Adopted</b>	<b>Modified</b>	<b>Adopted</b>
1506	ADMINISTRATIVE ASSISTANT II	1.00	1.00	1.00	1.00
319	ADMINISTRATIVE SERVICES ASSOCIATE	2.00	2.00	2.00	2.00
309	ADMINISTRATIVE SERVICES OFFICER	1.00	1.00	1.00	1.00
318	ADMINISTRATIVE SERVICES TECHNICIAN	2.00	2.00	2.00	2.00
962	ADVANCED SYSTEMS ENGINEER	11.00	11.00	11.00	11.00
962	ADVANCED SYSTEMS ENGINEER (FIXED)	3.00	3.00	2.00	2.00
212	ASSISTANT DIRECTOR IST	1.00	1.00	1.00	1.00
226	CHIEF ASSISTANT DIRECTOR OF IST	1.00	1.00	1.00	1.00
224	CHIEF INFORMATION OFFICER	1.00	1.00	1.00	1.00
970	CHIEF INFORMATION SECURITY OFFICER	1.00	1.00	1.00	1.00
390	DEPARTMENT ANALYST II (FIXED)	1.00	1.00	-	-
211	DEPUTY DIRECTOR IST	1.00	1.00	1.00	1.00
965	IT MANAGER	10.00	9.00	10.00	10.00
964	LEAD SYSTEMS ENGINEER	11.00	11.00	11.00	11.00
305	PRINCIPAL ADMINISTRATIVE ANALYST	1.00	1.00	1.00	1.00
910	PRINCIPAL SYSTEMS ANALYST	4.00	5.00	4.00	4.00
963	SENIOR SYSTEMS ENGINEER	36.00	36.00	37.00	37.00
963	SENIOR SYSTEMS ENGINEER (FIXED)	1.00	1.00	3.00	2.00
961	SYSTEMS ENGINEER	5.00	5.00	5.00	5.00
961	SYSTEMS ENGINEER (FIXED)	1.00	1.00	2.00	2.00
<b>Total</b>		<b>95.00</b>	<b>95.00</b>	<b>97.00</b>	<b>96.00</b>
		<b>2021-22</b>	<b>2022-23</b>	<b>2022-23</b>	<b>2023-24</b>
<b>CLASS # MARIN COUNTY FREE LIBRARY</b>		<b>Final</b>	<b>Adopted</b>	<b>Modified</b>	<b>Adopted</b>
1507	ADMINISTRATIVE ASSISTANT I	-	-	1.00	1.00
1506	ADMINISTRATIVE ASSISTANT II	1.00	1.00	-	-
319	ADMINISTRATIVE SERVICES ASSOCIATE	3.00	3.00	3.00	3.00
313	ADMINISTRATIVE SERVICES MANAGER	1.00	1.00	1.00	1.00
318	ADMINISTRATIVE SERVICES TECHNICIAN	3.00	3.00	3.00	3.00
222	ASSISTANT DIRECTOR OF LIBRARY	1.00	1.00	1.00	1.00
1370	COMMUNITY LIBRARY SPECIALIST	8.60	8.60	12.40	12.40
251	DEPUTY DIRECTOR COUNTY LIBRARY SERVICES	1.00	1.00	1.00	1.00
248	DIRECTOR OF COUNTY LIBRARY SERVICES	1.00	1.00	1.00	1.00
405	LIBRARIAN I	11.30	11.30	10.50	10.50
404	LIBRARIAN II	11.00	11.00	13.00	13.00
1377	LIBRARY AIDE	11.66	11.66	11.16	11.16
1376	LIBRARY ASSISTANT I	10.43	10.43	10.57	10.57
1375	LIBRARY ASSISTANT II	14.50	14.50	12.50	12.50
1371	LIBRARY DESK SUPERVISOR	4.00	4.00	4.00	4.00
400	LIBRARY SERVICES MANAGER	1.00	1.00	2.00	2.00
400	LIBRARY SERVICES MANAGER (FIXED)	1.00	1.00	-	-
1363	LIBRARY TECHNICAL ASSISTANT II	7.00	7.00	7.00	7.00
1364	LIBRARY TECHNOLOGY PROGRAM COORDINATOR	2.00	2.00	2.00	2.00
398	MARINET SYSTEMS ADMINISTRATOR	1.00	1.00	1.00	1.00
293	MEDIA TECHNICIAN	1.75	1.75	2.00	2.00

1373	MOBILE LIBRARY ASSISTANT	1.80	1.80	3.00	3.00
402	SENIOR LIBRARIAN	9.00	9.00	9.00	9.00
955	SUPV TECHNOLOGY SYSTEMS SPECIALIST	1.00	1.00	1.00	1.00
953	TECHNOLOGY SYSTEMS SPECIALIST II	3.00	3.00	4.00	4.00
<b>Total</b>		<b>111.04</b>	<b>111.04</b>	<b>116.13</b>	<b>116.13</b>

<b>CLASS #</b>	<b>MARIN COUNTY PARKS &amp; OPEN SPACE</b>	<b>2021-22 Final</b>	<b>2022-23 Adopted</b>	<b>2022-23 Modified</b>	<b>2023-24 Adopted</b>
1409	ACCOUNTING ASSISTANT	1.00	1.00	1.00	1.00
1506	ADMINISTRATIVE ASSISTANT II	1.00	1.00	-	-
319	ADMINISTRATIVE SERVICES ASSOCIATE	3.00	3.00	3.00	3.00
313	ADMINISTRATIVE SERVICES MANAGER	1.00	1.00	1.00	1.00
318	ADMINISTRATIVE SERVICES TECHNICIAN	2.00	2.00	2.00	2.00
257	ASSISTANT DIRECTOR PARKS & OPEN SPACE	1.00	1.00	1.00	1.00
688	CHIEF OF NATURAL RESOURCES & SCIENCE	1.00	1.00	1.00	1.00
1155	CHIEF PARK RANGER	3.00	3.00	3.00	3.00
227	DIRECTOR OF PARKS & OPEN SPACE	1.00	1.00	1.00	1.00
1115	EQUIPMENT MAINTENANCE SUPERVISOR	1.00	1.00	1.00	1.00
679	LANDSCAPE ARCHITECT OR DESIGNER	1.00	1.00	3.00	3.00
679	LANDSCAPE ARCHITECT OR DESIGNER (FIXED)	2.00	2.00	-	-
1143	LANDSCAPE SERVICES SUPERVISOR	1.00	1.00	1.00	1.00
1144	LANDSCAPE SERVICES WORKER II	5.00	5.00	6.00	6.00
649	MAINTENANCE EQUIPMENT OPERATOR	3.00	3.00	6.00	6.00
649	MAINTENANCE EQUIPMENT OPERATOR (FIXED)	1.00	1.00	-	-
295	MEDIA MANAGER	1.00	1.00	1.00	1.00
294	MEDIA SPECIALIST	2.00	2.00	3.00	3.00
293	MEDIA TECHNICIAN (FIXED)	1.00	1.00	-	-
1341	OFFICE ASSISTANT III	2.00	2.00	1.00	1.00
614	OPEN SPACE INTERPRETIVE NATURALIST	1.00	1.00	1.00	1.00
623	OPEN SPACE PARK RANGER	7.00	7.00	11.00	11.00
623	OPEN SPACE PARK RANGER (FIXED)	4.00	4.00	-	-
598	OPEN SPACE PLANNER	1.00	1.00	-	-
1121	PARK EQUIPMENT MECHANIC II	1.00	1.00	1.00	1.00
1157	PARK RANGER	8.00	8.00	9.00	10.00
1157	PARK RANGER (FIXED)	1.00	1.00	-	-
1141	PARK/OPEN SPACE SUPERINTENDENT	4.00	4.00	4.00	4.00
687	PLANNING MANAGER	1.00	1.00	1.00	1.00
677	PRINCIPAL LANDSCAPE ARCHITECT	1.00	1.00	1.00	1.00
606	PRINCIPAL PLANNER	2.00	2.00	2.00	2.00
426	PROGRAM COORDINATOR	-	-	1.00	1.00
618	RESOURCE SPECIALIST GIS	3.00	3.00	6.00	5.00
618	RESOURCE SPECIALIST GIS (FIXED)	3.00	3.00	1.00	1.00
678	SENIOR LANDSCAPE ARCHITECT OR DESIGNER	2.00	2.00	2.00	2.00
599	SENIOR OPEN SPACE PLANNER	3.00	3.00	5.00	5.00
427	SENIOR PROGRAM COORDINATOR	-	-	1.00	1.00
650	SUPERVISING EQUIPMENT OPERATOR	1.00	1.00	1.00	1.00
624	SUPERVISING OPEN SPACE PARK RANGER	2.00	2.00	2.00	2.00
1156	SUPERVISING PARK RANGER	6.00	6.00	6.00	6.00
617	VEGETATION & FIRE ECOLOGIST	1.00	1.00	1.00	1.00
611	VOLUNTEER PROGRAM COORDINATOR	2.00	2.00	2.00	2.00
1170	WATER & IRRIGATION SPECIALIST	1.00	1.00	-	-
<b>Total</b>		<b>89.00</b>	<b>89.00</b>	<b>93.00</b>	<b>93.00</b>

<b>CLASS #</b>	<b>PROBATION</b>	<b>2021-22 Final</b>	<b>2022-23 Adopted</b>	<b>2022-23 Modified</b>	<b>2023-24 Adopted</b>
1404	ACCOUNTING TECHNICIAN	2.00	2.00	2.00	2.00
319	ADMINISTRATIVE SERVICES ASSOCIATE	3.00	3.00	3.00	3.00
396	ADMINISTRATIVE SERVICES DIRECTOR	1.00	1.00	1.00	1.00
318	ADMINISTRATIVE SERVICES TECHNICIAN	1.00	1.00	1.00	1.00
1281	ADULT OFFENDER WORK PROGRAM COORDINATOR	1.00	1.00	1.00	1.00
277	BHRS UNIT SUPERVISOR	1.00	1.00	1.00	1.00

217	CHIEF DEPUTY PROBATION OFFICER	1.00	1.00	1.00	1.00
216	CHIEF PROBATION OFFICER	1.00	1.00	1.00	1.00
1147	COOK	1.00	1.00	1.00	1.00
390	DEPARTMENT ANALYST II	-	-	1.00	1.00
1294	DEPUTY PROBATION OFFICER II	34.00	32.00	33.00	33.00
1296	DEPUTY PROBATION OFFICER II BILINGUAL	10.00	10.00	10.00	10.00
1206	DIRECTOR OF PROBATION SERVICES - SAFETY	4.00	4.00	4.00	4.00
1154	FOOD SERVICES SUPERVISOR	1.00	1.00	1.00	1.00
1150	HOUSEKEEPER	0.75	0.75	0.75	0.75
1583	JUVENILE CORRECTIONS OFFICER II	2.00	2.00	2.00	2.00
1683	JUVENILE CORRECTIONS OFFICER II - BIL	2.00	2.00	2.00	2.00
1584	JUVENILE CORRECTIONS OFFICER III	6.00	6.00	6.00	6.00
1417	LEGAL PROCESS SPECIALIST	10.00	10.00	10.00	10.00
1368	LEGAL PROCESS SUPERVISOR	-	-	1.00	1.00
1087	LICENSED MENTAL HEALTH PRACTITIONER	1.00	1.00	1.00	1.00
1089	MENTAL HEALTH PRACTITIONER	1.00	1.00	1.00	1.00
1090	MENTAL HEALTH PRACTITIONER-BILINGUAL	1.00	1.00	1.00	1.00
1341	OFFICE ASSISTANT III	1.00	1.00	1.00	1.00
1342	OFFICE ASSISTANT III BILINGUAL	1.00	1.00	1.00	1.00
1365	OFFICE SPECIALIST	1.00	1.00	1.00	1.00
1205	PROBATION SUPERVISOR-SAFETY	13.00	13.00	13.00	13.00
1205	PROBATION SUPERVISOR-SAFETY (FIXED)	-	-	2.00	2.00
426	PROGRAM COORDINATOR	2.00	2.00	1.00	1.00
1289	SENIOR DEPUTY PROBATION OFFICER	8.00	8.00	7.00	7.00
1297	SENIOR DEPUTY PROBATION OFFICER BILINGUAL	1.00	1.00	3.00	3.00
427	SENIOR PROGRAM COORDINATOR	1.00	1.00	2.00	2.00
954	TECHNOLOGY SYSTEMS SPECIALIST III	1.00	1.00	1.00	1.00
<b>Total</b>		<b>113.75</b>	<b>111.75</b>	<b>117.75</b>	<b>117.75</b>
		<b>2021-22</b>	<b>2022-23</b>	<b>2022-23</b>	<b>2023-24</b>
<b>CLASS #</b>	<b>PUBLIC DEFENDER</b>	<b>Final</b>	<b>Adopted</b>	<b>Modified</b>	<b>Adopted</b>
309	ADMINISTRATIVE SERVICES OFFICER	1.00	1.00	1.00	1.00
214	ASSISTANT PUBLIC DEFENDER	1.00	1.00	1.00	1.00
501	CHIEF DEPUTY PUBLIC DEFENDER	2.00	2.00	2.00	2.00
511	CHIEF PUBLIC DEFENDER INVESTIGATOR	1.00	1.00	1.00	1.00
2532	DEPUTY PUBLIC DEFENDER II	5.00	5.00	5.00	5.00
2532	DEPUTY PUBLIC DEFENDER II (FIXED)	-	-	1.00	1.00
2533	DEPUTY PUBLIC DEFENDER III	8.75	9.75	9.75	9.75
2533	DEPUTY PUBLIC DEFENDER III (FIXED)	0.75	0.75	-	-
2534	DEPUTY PUBLIC DEFENDER IV	5.00	5.00	5.00	5.00
1417	LEGAL PROCESS SPECIALIST	5.65	5.65	5.65	5.65
1368	LEGAL PROCESS SUPERVISOR	1.00	1.00	1.00	1.00
1524	LEGAL SECRETARY II	1.00	1.00	1.00	1.00
213	PUBLIC DEFENDER	1.00	1.00	1.00	1.00
513	PUBLIC DEFENDER INVESTIGATOR II	3.00	3.00	3.00	3.00
513	PUBLIC DEFENDER INVESTIGATOR II (FIXED)	-	-	1.00	1.00
1229	SUPPORT SERVICE WORKER II-BILINGUAL (FIXED)	-	-	1.00	1.00
<b>Total</b>		<b>36.15</b>	<b>37.15</b>	<b>39.40</b>	<b>39.40</b>
		<b>2021-22</b>	<b>2022-23</b>	<b>2022-23</b>	<b>2023-24</b>
<b>CLASS #</b>	<b>DEPARTMENT OF PUBLIC WORKS</b>	<b>Final</b>	<b>Adopted</b>	<b>Modified</b>	<b>Adopted</b>
1409	ACCOUNTING ASSISTANT	1.00	1.00	1.00	1.00
1404	ACCOUNTING TECHNICIAN	3.00	3.00	2.00	2.00
300	ADMINISTRATIVE ANALYST III	1.00	1.00	-	-
1507	ADMINISTRATIVE ASSISTANT I	1.00	1.00	1.00	1.00
1502	ADMINISTRATIVE ASSISTANT III	1.00	1.00	1.00	1.00
319	ADMINISTRATIVE SERVICES ASSOCIATE	6.00	6.00	6.00	6.00
319	ADMINISTRATIVE SERVICES ASSOCIATE (FIXED)	2.00	2.00	2.00	2.00
396	ADMINISTRATIVE SERVICES DIRECTOR	1.00	1.00	1.00	1.00
313	ADMINISTRATIVE SERVICES MANAGER	1.00	1.00	1.00	1.00
318	ADMINISTRATIVE SERVICES TECHNICIAN	4.00	4.00	5.00	5.00

962	ADVANCED SYSTEMS ENGINEER	2.00	2.00	2.00	2.00
1169	AIRPORT ATTENDANT	0.53	0.53	0.53	0.53
1168	AIRPORT MANAGER	1.00	1.00	1.00	1.00
233	ASSISTANT DIRECTOR OF PUBLIC WORKS - BUSINESS SERVICES	2.00	2.00	2.00	2.00
230	ASSISTANT DIRECTOR-PUBLIC WORKS	2.00	2.00	2.00	2.00
631	ASSISTANT ENGINEER	16.00	16.00	16.00	16.00
640	ASSOCIATE ARCHITECT	1.00	1.00	1.00	1.00
626	ASSOCIATE CIVIL ENGINEER	9.00	9.00	8.00	8.00
1129	BUILDING & MAINTENANCE MANAGER	1.00	1.00	1.00	1.00
1123	BUILDING MAINTENANCE SUPERVISOR	2.00	2.00	2.00	2.00
1133	BUILDING MAINTENANCE WORKER II	13.00	13.00	13.00	13.00
1138	BUILDING MAINTENANCE WORKER III	5.00	5.00	5.00	5.00
1138	BUILDING MAINTENANCE WORKER III (FIXED)	2.00	-	-	-
339	BUSINESS SYSTEMS ANALYST	1.00	1.00	1.00	1.00
639	CAPITAL PLANNING & PROJECT MANAGER	10.00	10.00	10.00	10.00
642	CAPITAL PLANNING & PROJECT MANAGER II (FIXED)	1.00	1.00	1.00	1.00
637	CHIEF OF CONSTRUCTION	2.00	2.00	1.00	1.00
377	CHIEF REAL PROPERTY AGENT	1.00	1.00	1.00	1.00
900	COMMUNICATIONS MANAGER	1.00	1.00	1.00	1.00
912	COMMUNICATIONS NETWORK SYSTEMS ANALYST	1.00	1.00	2.00	2.00
902	COMMUNICATIONS TECHNICIAN	5.00	5.00	4.00	4.00
1139	CUSTODIAL SUPERVISOR	1.00	1.00	1.00	1.00
1140	CUSTODIAN	14.00	14.00	14.00	14.00
390	DEPARTMENT ANALYST II	2.00	2.00	3.00	3.00
229	DIRECTOR OF PUBLIC WORKS	1.00	1.00	1.00	1.00
289	DISABILITY ACCESS MANAGER	1.00	1.00	1.00	1.00
292	DISABILITY ACCESS SPECIALIST II	1.00	1.00	1.00	1.00
661	ENGINEERING ASSISTANT	6.00	6.00	6.00	6.00
663	ENGINEERING TECHNICIAN II	1.00	1.00	1.00	1.00
662	ENGINEERING TECHNICIAN III	6.00	6.00	6.00	6.00
1135	ENVIRONMENTAL COMPLIANCE SPECIALIST	1.00	1.00	1.00	1.00
1117	EQUIPMENT SERVICE WORKER I	1.00	1.00	1.00	1.00
732	FIRE HEAVY EQUIPMENT MECHANIC	1.00	1.00	1.00	1.00
1111	FLEET MANAGER	1.00	1.00	1.00	1.00
1114	FLEET SUPERVISOR	1.00	1.00	1.00	1.00
812	HAZARDOUS MATERIALS PROGRAM MANAGER	1.00	1.00	1.00	1.00
800	HAZARDOUS MATERIALS SPECIALIST II	3.00	3.00	3.00	3.00
1112	HEAVY EQUIPMENT MECHANIC	2.00	2.00	2.00	2.00
325	HUMAN RESOURCES ANALYST II	1.00	1.00	-	-
907	INSTALLER	2.00	2.00	2.00	2.00
909	LEAD INSTALLER	1.00	1.00	1.00	1.00
1130	MAINTENANCE ELECTRICIAN	1.00	1.00	1.00	1.00
1116	MATERIALS AND EQUIPMENT SPECIALIST	1.00	1.00	1.00	1.00
1113	MECHANIC	3.00	3.00	3.00	3.00
294	MEDIA SPECIALIST	1.00	1.00	1.00	1.00
1341	OFFICE ASSISTANT III	1.00	1.00	1.00	1.00
687	PLANNING MANAGER	1.00	1.00	2.00	2.00
641	PRINCIPAL CIVIL ENGINEER	5.00	5.00	6.00	6.00
606	PRINCIPAL PLANNER	1.00	1.00	1.00	1.00
647	PRINCIPAL TRANSPORTATION PLANNER	1.00	1.00	1.00	1.00
1100	PROCUREMENT MANAGER	-	-	1.00	1.00
1101	PUBLIC WORKS PROGRAM MANAGER	2.00	2.00	1.00	1.00
355	PURCHASER II	2.00	2.00	2.00	2.00
378	REAL PROPERTY AGENT II	1.00	1.00	1.00	1.00
407	REAL PROPERTY AGENT III	1.00	1.00	1.00	1.00
1122	REPROGRAPHIC TECHNICIAN	2.00	2.00	2.00	2.00
1102	ROAD MAINTENANCE SUPERINTENDENT	1.00	1.00	1.00	1.00
1104	ROAD MAINTENANCE SUPERVISOR	5.00	5.00	4.00	4.00
1106	ROAD MAINTENANCE WORKER II	23.00	23.00	23.00	23.00
1408	SENIOR ACCOUNTING ASSISTANT	1.00	1.00	1.00	1.00

629	SENIOR CIVIL ENGINEER	8.00	8.00	9.00	9.00
901	SENIOR COMMUNICATIONS TECHNICIAN	2.00	2.00	2.00	2.00
1137	SENIOR CUSTODIAN	1.00	1.00	1.00	1.00
1128	SENIOR EQUIPMENT SERVICES WORKER	1.00	1.00	1.00	1.00
1127	SENIOR MAINTENANCE ELECTRICIAN	1.00	1.00	1.00	1.00
607	SENIOR PLANNER	6.00	6.00	6.00	6.00
607	SENIOR PLANNER (FIXED)	1.00	1.00	1.00	1.00
427	SENIOR PROGRAM COORDINATOR (FIXED)	1.00	1.00	1.00	1.00
1103	SENIOR ROAD MAINTENANCE SUPERVISOR	2.00	2.00	2.00	2.00
1105	SENIOR ROAD MAINTENANCE WORKER	12.00	12.00	12.00	12.00
648	SENIOR TRANSPORTATION PLANNER	1.00	1.00	1.00	1.00
1326	SHIPPING & RECEIVING CLERK	3.00	3.00	3.00	3.00
1109	SIGN FABRICATOR	1.00	1.00	1.00	1.00
1131	STATIONARY ENGINEER	4.00	4.00	4.00	4.00
818	STORMWATER PROGRAM ADMINISTRATOR	1.00	1.00	1.00	1.00
903	SUPERVISING COMMUNICATIONS TECHNICIAN	1.00	1.00	1.00	1.00
356	SUPERVISING PURCHASER	1.00	1.00	1.00	1.00
1125	SUPERVISING REPROGRAPHIC TECHNICIAN	1.00	1.00	1.00	1.00
956	TECHNOLOGY SYSTEMS COORDINATOR	-	-	1.00	1.00
1108	TRAFFIC SAFETY MAINTENANCE SUPERVISOR	1.00	1.00	1.00	1.00
1188	TRAFFIC SAFETY MAINTENANCE WORKER	2.00	2.00	2.00	2.00
601	WASTE MANAGEMENT SPECIALIST	1.00	1.00	1.00	1.00
<b>Total</b>		<b>252.53</b>	<b>250.53</b>	<b>250.53</b>	<b>250.53</b>
		<b>2021-22</b>	<b>2022-23</b>	<b>2022-23</b>	<b>2023-24</b>
<b>CLASS #</b>	<b>RETIREMENT (MCERA)</b>	<b>Final</b>	<b>Adopted</b>	<b>Modified</b>	<b>Adopted</b>
1404	ACCOUNTING TECHNICIAN	1.00	1.00	1.00	1.00
1506	ADMINISTRATIVE ASSISTANT II	1.00	1.00	1.00	1.00
254	ASSISTANT RETIREMENT ADMINISTRATOR	1.00	1.00	1.00	1.00
339	BUSINESS SYSTEMS ANALYST	1.00	1.00	1.00	1.00
270	CHIEF FINANCIAL OFFICER - MCERA	1.00	1.00	1.00	1.00
390	DEPARTMENT ANALYST II	1.00	1.00	1.00	1.00
1521	DEPUTY CLERK TO THE BOARD III	1.00	1.00	1.00	1.00
1341	OFFICE ASSISTANT III	1.00	1.00	1.00	1.00
110	RETIREMENT ADMINISTRATOR	1.00	1.00	1.00	1.00
413	RETIREMENT BENEFITS SUPERVISOR	1.00	1.00	1.00	1.00
411	RETIREMENT BENEFITS TECHNICIAN	6.00	6.00	6.00	6.00
414	RETIREMENT MANAGER	1.00	1.00	1.00	1.00
373	SENIOR ACCOUNTANT	2.00	2.00	2.00	2.00
412	SENIOR RETIREMENT BENEFITS TECHNICIAN	1.00	1.00	1.00	1.00
<b>Total</b>		<b>20.00</b>	<b>20.00</b>	<b>20.00</b>	<b>20.00</b>
		<b>2021-22</b>	<b>2022-23</b>	<b>2022-23</b>	<b>2023-24</b>
<b>CLASS #</b>	<b>MARIN COUNTY SHERIFF'S OFFICE</b>	<b>Final</b>	<b>Adopted</b>	<b>Modified</b>	<b>Adopted</b>
1404	ACCOUNTING TECHNICIAN	2.00	2.00	2.00	2.00
1502	ADMINISTRATIVE ASSISTANT III	1.00	1.00	1.00	1.00
319	ADMINISTRATIVE SERVICES ASSOCIATE	3.00	3.00	2.00	2.00
396	ADMINISTRATIVE SERVICES DIRECTOR	1.00	1.00	1.00	1.00
318	ADMINISTRATIVE SERVICES TECHNICIAN	2.00	2.00	2.00	2.00
898	ASSISTANT COMMUNICATIONS DISPATCH MGR	2.00	2.00	2.00	2.00
1021	ASSISTANT EMERGENCY SERVICES MANAGER	1.00	1.00	-	-
514	CHIEF DEPUTY CORONER	1.00	1.00	1.00	1.00
899	COMMUNICATIONS DISPATCH MANAGER	1.00	1.00	1.00	1.00
906	COMMUNICATIONS DISPATCHER	37.00	37.00	37.00	37.00
1147	COOK	5.00	5.00	5.00	5.00
509	CORONER FORENSIC TECHNICIAN	-	1.00	1.00	1.00
515	CORONERS INVESTIGATOR	3.00	3.00	3.00	3.00
719	DEPUTY SHERIFF	149.00	149.00	149.00	149.00
719	DEPUTY SHERIFF (FIXED)	5.00	4.00	4.00	3.00
1035	EMERGENCY SERVICES COORDINATOR	2.00	2.00	-	-
1022	EMERGENCY SERVICES MANAGER	1.00	1.00	-	-

1034	FOOD & SUPPORT SERVICES MANAGER	1.00	1.00	1.00	1.00
1154	FOOD SERVICES SUPERVISOR	1.00	1.00	1.00	1.00
1150	HOUSEKEEPER	1.00	1.00	1.00	1.00
1466	INVESTIGATIONS ASSISTANT	1.00	1.00	1.00	1.00
1417	LEGAL PROCESS SPECIALIST	9.00	9.00	9.00	9.00
1368	LEGAL PROCESS SUPERVISOR	1.00	1.00	1.00	1.00
724	PARKING ENFORCEMENT OFFICER II	2.00	2.00	2.00	2.00
426	PROGRAM COORDINATOR	1.00	1.00	1.00	1.00
698	SENIOR SHERIFF SERVICES ASSISTANT	1.00	1.00	1.00	1.00
127	SHERIFF-CORONER	1.00	1.00	1.00	1.00
701	SHERIFF'S CAPTAIN	3.00	3.00	3.00	3.00
1358	SHERIFF'S LEGAL PROCESSING MANAGER	1.00	1.00	1.00	1.00
703	SHERIFF'S LIEUTENANT	9.00	9.00	9.00	9.00
715	SHERIFF'S SENIOR PROPERTY & EVIDENCE CLERK	1.00	1.00	1.00	1.00
706	SHERIFF'S SERGEANT	27.00	27.00	27.00	27.00
706	SHERIFF'S SERGEANT (FIXED)	1.00	1.00	1.00	1.00
700	SHERIFF'S SERVICE ASSISTANT	18.00	19.00	19.00	19.00
905	SUPERVISING COMMUNICATIONS DISPATCHER	6.00	6.00	6.00	6.00
905	SUPERVISING COMMUNICATIONS DISPATCHER (FIXED)	1.00	-	-	-
955	SUPV TECHNOLOGY SYSTEMS SPECIALIST	1.00	1.00	1.00	1.00
956	TECHNOLOGY SYSTEMS COORDINATOR	1.00	1.00	1.00	1.00
953	TECHNOLOGY SYSTEMS SPECIALIST II	4.00	4.00	4.00	4.00
954	TECHNOLOGY SYSTEMS SPECIALIST III	2.00	2.00	2.00	2.00
128	UNDERSHERIFF	1.00	1.00	1.00	1.00
<b>Total</b>		<b>311.00</b>	<b>311.00</b>	<b>306.00</b>	<b>305.00</b>
<b>Grand Total</b>		<b>2,452.55</b>	<b>2,432.75</b>	<b>2,533.09</b>	<b>2,505.59</b>

<b>County Operating Funds</b>	<b>FY 2021-22 Final</b>	<b>FY 2022-23 Adopted</b>	<b>FY 2022-23 Modified</b>	<b>FY 2023-24 Adopted</b>
GENERAL FUND	1,269.95	1,266.95	1,305.35	1,299.85
HHS OPERATING FUND	743.73	732.93	768.78	747.78
MARIN COUNTY LIBRARY	111.04	111.04	116.13	116.13
MENTAL HLTH SERV ACT (PROP 63)	67.20	64.20	76.20	76.20
ROAD	49.00	49.00	48.00	48.00
MEAS A - PARKS AND OPEN SPACE	26.00	26.00	30.00	30.00
ENVIRONMENTAL HEALTH SERVICES	23.00	23.00	24.00	24.00
BUILDING INSPECTION	22.05	22.05	23.05	23.05
REALIGNMENT - PUBLIC SAFETY	17.00	18.00	22.00	22.00
CHILD SUPPORT SERVICES	20.00	21.00	20.00	20.00
MCERA EMPLOYEE PAYROLL	20.00	20.00	20.00	20.00
COUNTYWIDE GOV CAPITAL PROJ	11.60	11.60	11.60	11.60
MISC PROJECTS	12.00	10.00	8.00	7.00
CAPITAL FUND - ROAD AND BRIDGE	5.00	5.00	5.00	5.00
REALIG JUV JUSTICE CRIME PREV	4.00	4.00	4.00	4.00
COUNTYWIDE GRANTS	4.00	2.00	4.00	4.00
HUD FUND	3.00	3.00	3.00	3.00
SB678 COMMUNITY CORREC PERF	2.00	2.00	2.00	2.00
HIGH TECH THEFT APPREHENSION	1.00	-	2.00	2.00
AUTO FINGER ID (GC 76102)	1.00	2.00	2.00	2.00
SPECIAL AVIATION	1.53	1.53	1.53	1.53
WORKERS' COMPENSATION	1.45	1.45	1.45	1.45
INMATE WELFARE FUND	1.00	1.00	1.00	1.00
REAL ESTATE FRAUD (GC 27388)	1.00	1.00	1.00	1.00
MARIN WILDFIRE PREVENTION AUTHORITY	1.00	1.00	1.00	1.00
REALIGNMENT - JUV JUSTICE-YOYG	1.00	1.00	1.00	1.00
HHS WHOLE PERSON CARE	2.00	1.00	-	-
IST MARIN.ORG	-	-	-	-
<b>County Operating Funds Total</b>	<b>2,421.55</b>	<b>2,401.75</b>	<b>2,502.09</b>	<b>2,474.59</b>
<b>Open Space District Total</b>	<b>31.00</b>	<b>31.00</b>	<b>31.00</b>	<b>31.00</b>
<b>Grand Total</b>	<b>2,452.55</b>	<b>2,432.75</b>	<b>2,533.09</b>	<b>2,505.59</b>