

DIVISION OF THE DEPARTMENT OF FINANCE  
**TREASURER**

Excellent and responsive fiscal leadership.

Roy Given, CPA  
DIRECTOR

Karen Shaw  
INVESTMENT OFFICER

Marin County Civic Center  
3501 Civic Center Drive  
Suite 209  
PO Box 4220  
San Rafael, CA 94913-4220  
415 473 6143 T  
415 473 3741 F  
CRS Dial 711  
[www.marincounty.org/treas](http://www.marincounty.org/treas)

December 9, 2014

Kathrin Sears, President  
Board of Supervisors  
County of Marin  
3501 Civic Center Dr. #329  
San Rafael, CA 94903

Mary Jane Burke  
Superintendent of Schools  
Marin County Office of Education  
P. O. Box 4925  
San Rafael, CA 94913

Marin County Schools,  
Special Districts, and  
MCERA

RE: MONTHLY REPORT OF COUNTY, SCHOOLS AND DISTRICT INVESTMENTS  
as of October 31, 2014.

Dear Investment Fund Participants:

The attached Monthly Report of County, Schools and District investments is provided for your review.

\* The investments were made pursuant to Government Code Sections 53601, 53635 and comply with the County Treasurer's Statement of Investment Policy. The investment policy provides for:

- Preservation of capital through high quality investments;
- Maintenance of sufficient liquidity to meet participant operating needs; and
- A rate of return consistent with the above objectives.

\* Maturities are scheduled to meet participant expenditure requirements for the next six months.

\* Attached spreadsheets identify investment type, issuer, maturity date, amount invested and fair market value for each security held. Fair market values were determined by Wells Fargo Institutional Trust Services on all securities except for investments in the Local Agency Investment Fund which was valued at face value by us. Adjustments have been made for premiums, discounts and accrued interest on discount securities to make the book value and fair market value more comparable.

I trust you find this report informative. Should you have any questions do not hesitate to call me.

Respectfully submitted,

Roy Given  
Director of Finance

RG: mg  
Attachments

cc: Matthew Hymel, County Administrator  
Marin County Treasury Oversight Committee

Requests for accommodations may be made by calling (415) 473-4381 (Voice/TTY), 711 for California Relay Service or by e-mail at [disabilityaccess@marincounty.org](mailto:disabilityaccess@marincounty.org). Copies of documents are available in alternative formats, upon request.

CA-7b

**TREASURER DIVISION - DEPARTMENT OF FINANCE**  
**REPORT OF INVESTMENTS - OPERATING FUNDS**  
**COUNTY OF MARIN, SCHOOLS & SPECIAL DISTRICTS**

October 31, 2014

Page 1

INVESTMENT #	TYPE	FACE VALUE	STATED RATE	MATURITY DATE	PURCHASE DATE	BOOK VALUE	YTM 360 DAYS	YTM 365 DAYS	DESCRIPTION	MARKET VALUE
142	LA1	236,521.34	2.967	/ /	07/01/2011	236,521.34	0.257	0.261	Local Agency Investment Fund	236,521.34
3490	LA2	0.00	5.170	/ /	07/01/2011	0.00	0.000	0.001	MM-DREYFUS	0.00
9149	LA2	10,003,506.35	0.040	/ /	07/01/2011	10,003,506.35	0.009	0.010	MM-FIDELITY Institutional Gov	10,003,506.35
4366	LA2	0.00	4.930	/ /	07/01/2011	0.00	0.009	0.010	NATIONS Treasury Reserves	0.00
2246	LA2	10,001,341.44	4.760	/ /	07/01/2011	10,001,341.44	0.009	0.010	MM-WELLS FARGO Institutional G	10,001,341.44
10790	FAD	4,000,000.00	0.080	11/03/2014	06/16/2014	3,998,755.56	0.080	0.081	Fed Natl Mtg Assoc Disc	4,000,000.00
10791	FAD	4,000,000.00	0.070	11/04/2014	06/17/2014	3,998,911.11	0.070	0.070	Fed Natl Mtg Assoc Disc	4,000,000.00
10783	FAD	5,000,000.00	0.074	11/05/2014	05/30/2014	4,998,344.00	0.075	0.076	Federal Home Loan Discount	5,000,000.00
10801	FAD	2,000,000.00	0.080	11/05/2014	07/02/2014	1,999,440.00	0.080	0.081	Federal Home Loan Discount	2,000,000.00
10810	FAD	6,500,000.00	0.070	11/07/2014	07/23/2014	6,498,647.64	0.070	0.070	Federal Home Loan Discount	6,500,000.00
10811	FAD	3,000,000.00	0.070	11/07/2014	07/24/2014	2,999,381.67	0.070	0.070	Federal Home Loan Discount	3,000,000.00
10876	FAD	3,000,000.00	0.015	11/10/2014	10/23/2014	2,999,977.50	0.015	0.015	Federal Home Loan Discount	3,000,000.00
10792	FAD	5,700,000.00	0.070	11/10/2014	06/17/2014	5,698,381.83	0.070	0.070	Fed Natl Mtg Assoc Disc	5,700,000.00
10784	FAD	3,000,000.00	0.075	11/12/2014	06/02/2014	2,998,981.25	0.075	0.076	Federal Home Loan Discount	2,999,970.00
10787	FAD	4,000,000.00	0.080	11/13/2014	06/10/2014	3,998,613.33	0.080	0.081	Fed Home Ln Mtg Corp Disc	3,999,960.00
10804	FAD	5,000,000.00	0.060	11/14/2014	07/15/2014	4,998,983.33	0.060	0.060	Federal Home Loan Discount	4,999,950.00
10875	FAD	4,334,000.00	0.020	11/17/2014	10/23/2014	4,333,939.81	0.020	0.020	Federal Home Loan Discount	4,333,956.66
10793	FAD	5,100,000.00	0.080	11/17/2014	06/18/2014	5,098,277.33	0.080	0.081	Fed Home Ln Mtg Corp Disc	5,099,949.00
10794	FAD	4,000,000.00	0.080	11/18/2014	06/20/2014	3,998,657.78	0.080	0.081	Fed Home Ln Mtg Corp Disc	3,999,960.00
10825	FAD	6,000,000.00	0.040	11/19/2014	08/26/2014	5,999,433.33	0.040	0.040	Federal Home Loan Discount	5,999,940.00
10795	FAD	4,000,000.00	0.075	11/20/2014	06/24/2014	3,998,758.33	0.075	0.076	Fed Home Ln Mtg Corp Disc	3,999,960.00
10803	FAD	5,200,000.00	0.085	11/21/2014	07/14/2014	5,198,403.89	0.085	0.086	Federal Home Loan Discount	5,199,948.00

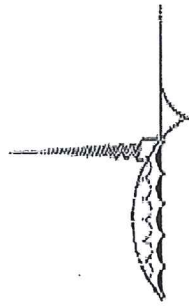
INVESTMENT #	TYPE	FACE VALUE	STATED RATE	MATURITY DATE	PURCHASE DATE	BOOK VALUE	YTM 360 DAYS	YTM 365 DAYS	DESCRIPTION	MARKET VALUE
10796	FAD	2,600,000.00	0.080	11/21/2014	06/24/2014	2,599,133.33	0.080	0.081	Fed Home Ln Mtg Corp Disc	2,599,974.00
10786	FAD	5,500,000.00	0.075	11/24/2014	06/05/2014	5,498,029.17	0.075	0.076	Fed Home Ln Mtg Corp Disc	5,499,945.00
10797	FAD	5,000,000.00	0.065	11/25/2014	06/26/2014	4,998,627.78	0.065	0.065	Fed Natl Mtg Assoc Disc	4,999,950.00
10782	FAD	5,000,000.00	0.080	11/26/2014	05/29/2014	4,997,988.89	0.080	0.081	Federal Home Loan Discount	4,999,900.00
10805	FAD	5,000,000.00	0.060	11/26/2014	07/16/2014	4,998,891.67	0.060	0.060	Federal Home Loan Discount	4,999,900.00
10807	FAD	5,000,000.00	0.060	11/26/2014	07/17/2014	4,998,900.00	0.060	0.060	Federal Home Loan Discount	4,999,900.00
10808	FAD	4,499,000.00	0.070	11/26/2014	07/17/2014	4,497,845.26	0.070	0.070	Federal Home Loan Discount	4,498,910.02
10818	FAD	10,000,000.00	0.080	12/11/2014	08/06/2014	9,997,177.78	0.080	0.081	Fed Home Ln Mtg Corp Disc	9,999,700.00
10857	FAD	10,000,000.00	0.000	12/12/2014	10/14/2014	9,999,180.56	0.050	0.050	Federal Home Loan Discount	9,999,700.00
10816	FAD	3,000,000.00	0.095	12/12/2014	07/30/2014	2,998,931.25	0.095	0.096	Fed Home Ln Mtg Corp Disc	2,999,910.00
10835	FAD	6,000,000.00	0.050	12/15/2014	09/08/2014	5,999,183.33	0.050	0.050	Federal Home Loan Discount	5,999,820.00
10840	FAD	3,000,000.00	0.015	12/15/2014	09/23/2014	2,999,896.25	0.015	0.015	Federal Home Loan Discount	2,999,910.00
10769	FAD	6,200,000.00	0.055	12/15/2014	05/15/2014	6,197,972.94	0.056	0.056	Fed Natl Mtg Assoc Disc	6,199,814.00
10785	FAD	8,000,000.00	0.075	12/15/2014	06/03/2014	7,996,750.00	0.076	0.077	Fed Natl Mtg Assoc Disc	7,999,760.00
10812	FAD	15,300,000.00	0.060	12/15/2014	07/25/2014	15,296,353.50	0.060	0.060	Fed Natl Mtg Assoc Disc	15,299,541.00
10815	FAD	6,000,000.00	0.070	12/15/2014	07/29/2014	5,998,378.33	0.070	0.070	Fed Natl Mtg Assoc Disc	5,999,820.00
10817	FAD	2,405,000.00	0.085	12/15/2014	08/01/2014	2,404,227.73	0.085	0.086	Fed Natl Mtg Assoc Disc	2,404,927.85
10819	FAD	5,000,000.00	0.080	12/15/2014	08/13/2014	4,998,622.22	0.080	0.081	Fed Natl Mtg Assoc Disc	4,999,850.00
10820	FAD	11,000,000.00	0.065	12/15/2014	08/15/2014	10,997,576.94	0.065	0.065	Fed Natl Mtg Assoc Disc	10,999,670.00
10866	MC1	1,300,000.00	3.500	12/15/2014	10/15/2014	1,300,000.00	3.471	3.519	Town of San Anselmo	1,300,000.00
10880	MC1	500,000.00	3.500	12/15/2014	10/28/2014	500,000.00	3.471	3.519	Tamalpais CSD	500,000.00
10829	FAD	5,700,000.00	0.050	12/16/2014	08/28/2014	5,699,129.17	0.050	0.050	Federal Home Loan Discount	5,699,829.00
10830	FAD	3,500,000.00	0.000	12/17/2014	09/02/2014	3,499,484.72	0.050	0.050	Federal Home Loan Discount	3,499,895.00
10831	FAD	3,000,000.00	0.050	12/18/2014	09/03/2014	2,999,558.33	0.050	0.050	Federal Home Loan Discount	2,999,910.00
10858	FAD	10,000,000.00	0.050	12/19/2014	10/14/2014	9,999,083.33	0.050	0.050	Federal Home Loan Discount	9,999,700.00
10821	FAD	6,000,000.00	0.065	12/19/2014	08/20/2014	5,998,689.17	0.065	0.065	Fed Natl Mtg Assoc Disc	5,999,820.00
10823	FAD	8,000,000.00	0.065	12/19/2014	08/21/2014	7,998,266.67	0.065	0.065	Fed Natl Mtg Assoc Disc	7,999,760.00

INVESTMENT #	TYPE	FACE VALUE	STATED RATE	MATURITY DATE	PURCHASE DATE	BOOK VALUE	YTM 360 DAYS	YTM 365 DAYS	DESCRIPTION	MARKET VALUE
10826	FAD	6,000,000.00	0.050	12/22/2014	08/27/2014	5,999,025.00	0.050	0.050	Federal Home Loan Discount	5,999,820.00
10832	FAD	3,500,000.00	0.045	12/23/2014	09/04/2014	3,499,518.75	0.045	0.045	Federal Home Loan Discount	3,499,860.00
10824	FAD	5,000,000.00	0.055	12/24/2014	08/22/2014	4,999,052.78	0.055	0.055	Federal Home Loan Discount	4,999,800.00
10836	FAD	4,000,000.00	0.030	12/24/2014	09/10/2014	3,999,650.00	0.030	0.030	Fed Natl Mtg Assoc Disc	3,999,840.00
10833	FAD	3,000,000.00	0.045	12/26/2014	09/05/2014	2,999,580.00	0.045	0.045	Federal Home Loan Discount	2,999,880.00
10834	FAD	3,000,000.00	0.045	12/29/2014	09/05/2014	2,999,568.75	0.045	0.045	Federal Home Loan Discount	2,999,880.00
10827	FAD	6,000,000.00	0.050	12/30/2014	08/27/2014	5,998,958.33	0.050	0.050	Federal Home Loan Discount	5,999,760.00
10837	FAD	5,000,000.00	0.040	12/31/2014	09/11/2014	4,999,383.33	0.040	0.040	Federal Home Loan Discount	4,999,800.00
10841	FAD	5,200,000.00	0.010	01/02/2015	09/25/2014	5,199,857.00	0.010	0.010	Federal Home Loan Discount	5,199,740.00
10848	FAD	5,000,000.00	0.045	01/02/2015	10/03/2014	4,999,431.25	0.045	0.045	Federal Home Loan Discount	4,999,750.00
10849	FAD	5,000,000.00	0.040	01/05/2015	10/06/2014	4,999,494.44	0.040	0.040	Fed Natl Mtg Assoc Disc	4,999,750.00
10856	FAD	5,500,000.00	0.025	01/06/2015	10/14/2014	5,499,679.17	0.025	0.025	Federal Home Loan Bank	5,499,725.00
10859	FAD	5,000,000.00	0.035	01/07/2015	10/15/2014	4,999,591.67	0.035	0.035	Fed Natl Mtg Assoc Disc	4,999,750.00
10867	FAD	2,720,000.00	0.050	01/08/2015	10/17/2014	2,719,686.44	0.050	0.050	Federal Farm Credit Bank Disc	2,719,836.80
10871	FAD	1,400,000.00	0.020	01/09/2015	10/20/2014	1,399,937.00	0.020	0.020	Federal Home Loan Discount	1,399,916.00
10843	FAD	3,000,000.00	0.030	01/12/2015	09/26/2014	2,999,730.00	0.030	0.030	Fed Natl Mtg Assoc Disc	2,999,820.00
10851	FAD	5,000,000.00	0.035	01/13/2015	10/08/2014	4,999,528.47	0.035	0.035	Fed Home Ln Mtg Corp	4,999,700.00
10850	FAD	4,000,000.00	0.040	01/14/2015	10/07/2014	3,999,560.00	0.040	0.040	Fed Natl Mtg Assoc	3,999,760.00
10852	FAD	3,000,000.00	0.045	01/16/2015	10/09/2014	2,999,628.75	0.045	0.045	Fed Agric Mtg Corp Discount	2,999,820.00
10865	FAD	5,000,000.00	0.050	01/16/2015	10/17/2014	4,999,368.06	0.050	0.050	Federal Home Loan Discount	4,999,700.00
10854	FAD	3,000,000.00	0.025	01/20/2015	10/10/2014	2,999,787.50	0.025	0.025	Federal Home Loan Bank	2,999,790.00
10842	FAD	4,800,000.00	0.020	01/20/2015	09/25/2014	4,799,688.00	0.020	0.020	Fed Natl Mtg Assoc Disc	4,799,664.00
10853	FAD	4,700,000.00	0.035	01/20/2015	10/10/2014	4,699,533.92	0.035	0.035	Fed Natl Mtg Assoc Disc	4,699,671.00
10868	FAD	5,000,000.00	0.045	01/20/2015	10/20/2014	4,999,425.00	0.045	0.045	Fed Natl Mtg Assoc Disc	4,999,650.00
10860	FAD	4,500,000.00	0.025	01/21/2015	10/15/2014	4,499,693.75	0.025	0.025	Federal Home Loan Discount	4,499,685.00
10864	FAD	5,025,000.00	0.050	01/21/2015	10/16/2014	5,024,323.02	0.050	0.050	Federal Home Loan Discount	5,024,648.25
10862	FAD	1,500,000.00	0.050	01/22/2015	10/16/2014	1,499,795.83	0.050	0.050	Fed Home Ln Mtg Corp Disc	1,499,895.00

INVESTMENT #	TYPE	FACE VALUE	STATED RATE	MATURITY DATE	PURCHASE DATE	BOOK VALUE	YTM 360 DAYS	YTM 365 DAYS	DESCRIPTION	MARKET VALUE
10861	FAD	1,250,000.00	0.040	01/22/2015	10/16/2014	1,249,863.89	0.040	0.040	Fed Natl Mtg Assoc Disc	1,249,912.50
10869	FAD	3,000,000.00	0.030	01/23/2015	10/20/2014	2,999,762.50	0.030	0.030	Federal Home Loan Discount	2,999,790.00
10863	FAD	1,100,000.00	0.050	01/26/2015	10/16/2014	1,099,844.17	0.050	0.050	Federal Home Loan Discount	1,099,923.00
10870	FAD	3,000,000.00	0.030	01/26/2015	10/20/2014	2,999,755.00	0.030	0.030	Federal Home Loan Discount	2,999,790.00
10844	FAD	3,300,000.00	0.020	01/27/2015	09/26/2014	3,299,774.50	0.020	0.020	Federal Home Loan Bank	3,299,769.00
10872	FAD	2,000,000.00	0.050	01/28/2015	10/20/2014	1,999,722.22	0.050	0.050	Federal Home Loan Discount	1,999,860.00
10845	FAD	1,700,000.00	0.030	01/28/2015	09/26/2014	1,699,824.33	0.030	0.030	Fed Natl Mtg Assoc Disc	1,699,881.00
10846	FAD	5,000,000.00	0.020	01/29/2015	09/26/2014	4,999,652.78	0.020	0.020	Federal Home Loan Discount	4,999,650.00
10879	FAD	4,000,000.00	0.030	01/29/2015	10/28/2014	3,999,690.00	0.030	0.030	Federal Home Loan Discount	3,999,720.00
10874	FAD	8,000,000.00	0.030	01/30/2015	10/22/2014	7,999,333.33	0.030	0.030	Federal Home Loan Discount	7,999,440.00
10877	FAD	11,500,000.00	0.030	01/30/2015	10/24/2014	11,499,060.83	0.030	0.030	Federal Home Loan Discount	11,499,195.00
10878	FAD	7,500,000.00	0.045	02/02/2015	10/27/2014	7,499,081.25	0.045	0.045	Federal Home Loan Discount	7,499,250.00
10884	FAD	5,000,000.00	0.060	02/03/2015	10/29/2014	4,999,191.67	0.060	0.060	Fed Agric Mtg Corp Discount	4,999,500.00
10881	FAD	3,000,000.00	0.045	02/05/2015	10/28/2014	2,999,625.00	0.045	0.045	Federal Home Loan Discount	2,999,700.00
10882	FAD	4,000,000.00	0.045	02/09/2015	10/28/2014	3,999,480.00	0.045	0.045	Federal Home Loan Discount	3,999,560.00
10883	FAD	4,000,000.00	0.045	02/10/2015	10/28/2014	3,999,475.00	0.045	0.045	Federal Home Loan Discount	3,999,560.00
10885	FAD	5,300,000.00	0.055	02/11/2015	10/29/2014	5,299,149.79	0.055	0.055	Fed Natl Mtg Assoc Disc	5,299,417.00
10887	FAD	3,000,000.00	0.045	02/12/2015	10/29/2014	2,999,602.50	0.045	0.045	Federal Home Loan Discount	2,999,670.00
10886	FAD	1,880,000.00	0.060	02/17/2015	10/29/2014	1,879,652.20	0.060	0.060	Fed Home Ln Mtg Corp Disc	1,879,774.40
10873	FAD	4,500,000.00	0.055	02/18/2015	10/21/2014	4,499,175.00	0.055	0.055	Fed Natl Mtg Assoc Disc	4,499,460.00
10888	FAD	4,000,000.00	0.045	02/19/2015	10/29/2014	3,999,435.00	0.045	0.045	Federal Home Loan Discount	3,999,520.00
10889	FAD	4,000,000.00	0.045	02/23/2015	10/29/2014	3,999,415.00	0.045	0.045	Federal Home Loan Discount	3,999,520.00
10891	FAD	2,500,000.00	0.045	02/24/2015	10/30/2014	2,499,634.38	0.045	0.045	Federal Home Loan Discount	2,499,675.00
10890	FAD	1,100,000.00	0.060	02/24/2015	10/30/2014	1,099,785.50	0.060	0.060	Fed Home Ln Mtg Corp Disc	1,099,857.00
10892	FAD	4,000,000.00	0.000	02/25/2015	10/31/2014	3,999,220.00	0.060	0.060	Federal Home Loan Discount	3,999,480.00
10333	FAC	5,000,000.00	0.420	09/18/2015	03/18/2013	5,000,000.00	0.414	0.420	Fed Home Ln Mtg Corp	5,010,700.00
10598	FAC	5,000,000.00	0.400	12/11/2015	12/11/2013	5,000,000.00	0.394	0.400	Fed Home Ln Mtg Corp	5,001,050.00

INVESTMENT #	TYPE	FACE VALUE	STATED RATE	MATURITY DATE	PURCHASE DATE	BOOK VALUE	YTM 360 DAYS	YTM 365 DAYS	DESCRIPTION	MARKET VALUE
10255	MC1	184,000.00	3.500	12/19/2015	12/19/2012	184,000.00	3.452	3.500	Town of Ross	184,000.00
10710	FAC	5,000,000.00	0.500	04/01/2016	04/01/2014	4,996,250.00	0.530	0.537	Fed Home Ln Mtg Corp	5,000,600.00
10445	FAC	5,000,000.00	0.570	06/20/2016	06/20/2013	5,000,000.00	0.562	0.570	Fed Home Ln Mtg Corp	4,993,200.00
10620	FAC	5,000,000.00	0.500	06/20/2016	12/20/2013	5,000,000.00	0.493	0.500	Fed Home Ln Mtg Corp	4,992,200.00
10640	FAC	5,000,000.00	0.600	07/07/2016	01/07/2014	5,000,000.00	0.591	0.600	Fed Home Ln Mtg Corp	5,001,750.00
10704	FAC	5,000,000.00	0.700	09/27/2016	03/27/2014	5,000,000.00	0.690	0.700	Federal Home Loan Bank	5,004,000.00
10799	FAC	5,000,000.00	0.570	09/30/2016	06/30/2014	4,998,000.00	0.579	0.587	Federal Home Loan Bank	4,996,800.00
10855	FAC	5,000,000.00	0.800	10/14/2016	10/14/2014	5,000,000.00	0.789	0.800	Federal Home Loan Bank	5,004,450.00
10802	FAC	5,000,000.00	0.700	10/14/2016	07/14/2014	5,000,000.00	0.689	0.699	Fed Home Ln Mtg Corp	5,002,800.00
10547	FAC	5,000,000.00	0.800	11/07/2016	11/07/2013	5,000,000.00	0.789	0.800	Fed Home Ln Mtg Corp	4,987,250.00
10556	FAC	5,000,000.00	0.750	11/14/2016	11/14/2013	5,000,000.00	0.739	0.750	Fed Natl Mtg Assoc	5,000,800.00
10774	FAC	5,000,000.00	0.700	11/21/2016	05/21/2014	5,000,000.00	0.690	0.700	Federal Home Loan Bank	5,002,050.00
10684	FAC	5,000,000.00	0.750	12/12/2016	03/12/2014	5,000,000.00	0.739	0.750	Fed Home Ln Mtg Corp	4,996,100.00
10789	FAC	5,000,000.00	0.700	12/12/2016	06/12/2014	5,000,000.00	0.690	0.700	Fed Home Ln Mtg Corp	5,003,200.00
10605	FAC	5,000,000.00	0.750	12/13/2016	12/13/2013	5,000,000.00	0.739	0.750	Fed Home Ln Mtg Corp	5,003,500.00
10610	FAC	5,000,000.00	0.750	12/16/2016	12/16/2013	5,000,000.00	0.739	0.750	Fed Home Ln Mtg Corp	4,985,950.00
10690	FAC	5,000,000.00	0.650	12/19/2016	03/19/2014	4,998,500.00	0.652	0.661	Federal Home Loan Bank	4,999,200.00
10617	FAC	5,000,000.00	0.500	12/19/2016	12/19/2013	5,000,000.00	0.795	0.806	Fed Home Ln Mtg Corp	5,002,250.00
10256	MC1	178,000.00	3.560	12/19/2016	12/19/2012	178,000.00	3.511	3.560	Town of Ross	178,000.00
10626	FAC	5,000,000.00	0.800	12/27/2016	12/27/2013	5,000,000.00	0.789	0.800	Fed Home Ln Mtg Corp	4,891,500.00
10630	FAC	5,000,000.00	0.800	12/30/2016	12/30/2013	5,000,000.00	0.789	0.800	Fed Natl Mtg Assoc	5,004,300.00
10646	FAC	5,000,000.00	0.830	01/13/2017	01/13/2014	5,000,000.00	0.818	0.830	Fed Home Ln Mtg Corp	5,005,800.00
10658	FAC	5,000,000.00	0.900	01/30/2017	01/30/2014	5,000,000.00	0.887	0.900	Fed Home Ln Mtg Corp	5,000,500.00
10828	FAC	5,000,000.00	1.000	02/28/2017	08/28/2014	5,000,000.00	0.986	1.000	Fed Home Ln Mtg Corp	4,999,050.00
10705	FAC	5,000,000.00	0.450	03/27/2017	03/27/2014	5,000,000.00	0.990	1.004	Federal Home Loan Bank	4,995,800.00
10579	FAC	5,000,000.00	0.875	03/27/2017	11/27/2013	5,000,000.00	0.863	0.875	Fed Natl Mtg Assoc	5,001,100.00
10730	FAC	5,000,000.00	1.000	04/10/2017	04/10/2014	5,000,000.00	0.986	1.000	Fed Home Ln Mtg Corp	4,984,850.00

INVESTMENT #	TYPE	FACE VALUE	STATED RATE	MATURITY DATE	PURCHASE DATE	BOOK VALUE	YTM 360 DAYS	YTM 365 DAYS	DESCRIPTION	MARKET VALUE
10763	FAC	5,000,000.00	1.000	05/05/2017	05/05/2014	5,000,000.00	0.986	1.000	Federal Home Loan Bank	5,000,250.00
10771	FAC	5,000,000.00	1.000	05/19/2017	05/19/2014	5,000,000.00	0.986	1.000	Federal Home Loan Bank	4,997,850.00
10780	FAC	5,000,000.00	1.050	05/26/2017	05/28/2014	5,000,000.00	1.035	1.050	Fed Home Ln Mtg Corp	5,003,050.00
10788	FAC	10,000,000.00	0.500	06/12/2017	06/12/2014	10,000,000.00	1.049	1.063	Federal Home Loan Bank	10,000,900.00
10798	FAC	5,000,000.00	1.150	06/30/2017	06/30/2014	5,000,000.00	1.134	1.150	Fed Home Ln Mtg Corp	4,988,550.00
10806	FAC	5,000,000.00	1.000	07/17/2017	07/17/2014	5,000,000.00	0.986	1.000	Fed Agric Mtg Corp (FarmenMac)	5,010,800.00
10822	FAC	5,000,000.00	1.200	08/21/2017	08/21/2014	5,000,000.00	1.183	1.200	Federal Home Loan Bank	5,002,300.00
10838	FAC	5,000,000.00	1.125	09/15/2017	09/15/2014	4,995,000.00	1.143	1.159	Fed Home Ln Mtg Corp	5,005,950.00
10839	FAC	5,000,000.00	1.200	09/18/2017	09/18/2014	5,000,000.00	1.183	1.200	Fed Home Ln Mtg Corp	5,005,500.00
10847	FAC	5,000,000.00	0.750	09/29/2017	09/29/2014	5,000,000.00	1.388	1.407	Federal Home Loan Bank	4,993,550.00
10257	MC1	172,777.00	3.648	12/19/2017	12/19/2012	172,777.00	3.598	3.648	Town of Ross	172,777.00
10800	RRP	235,675.00	3.500	07/01/2019	07/01/2014	235,675.00	3.452	3.500	MARIN COUNTY	235,675.00
						652,824,821.13				652,684,465.61
AMORTIZATION & ACCRETION OF PREMIUMS & DISCOUNTS						414.67			ACCRUED INTEREST DISCOUNT INVESTMENTS	652,684,465.61
						652,734,433.86				652,684,465.61



TREASURER DIVISION - DEPARTMENT OF FINANCE  
 PORTFOLIO SUMMARY REPORT - OPERATING FUNDS  
 COUNTY OF MARIN, SCHOOLS & SPECIAL DISTRICTS  
 October 31, 2014

DESCRIPTION	ENDING BALANCE October 31, 2014	AVERAGE BALANCE October 31, 2014	WEIGHTED AVERAGE DAYS TO MATURITY	ANNUALIZED YIELD October 31, 2014	YIELD October 31, 2014
LOCAL AGENCY INVESTMENT FUNDS	\$236,521.34	\$236,456.29	1	0.261	0.261
MONEY MARKET FUNDS	\$20,004,847.79	\$19,940,331.66	1	0.010	0.010
FEDERAL AGENCY ISSUES - COUPON	\$189,987,750.00	\$201,118,530.06	797	0.763	0.842
FEDERAL AGENCY ISSUES - DISCOUNT	\$439,934,448.06	\$404,787,514.72	55	0.058	0.053
TREASURY SECURITIES - COUPON					
TREASURY SECURITIES - DISCOUNT					
MISC SECURITIES - COUPON	\$2,334,777.00	\$1,312,196.35	211	3.533	3.530
AMORTIZED NOTE	\$235,675.00	\$235,675.00	1,703	3.502	3.500
<b>TOTALS &amp; AVERAGES</b>	<b>\$652,734,019.19</b>	<b>\$627,630,704.09</b>	<b>270</b>	<b>0.291%</b>	<b>0.295%</b>


The Local Agency Investment Funds is an open ended account and is not included in the total weighted days to maturity.



**Treasurer Division - Department of Finance  
 Portfolio Yield Report - Operating Funds  
 County of Marin, Schools & Special Districts  
 October 31, 2014**

INVESTMENT HOLDINGS	BOOK VALUE	10/31/14
Local Agency Investment Funds	\$236,521.34	0.261%
Money Market Funds	\$20,004,847.79	0.010%
Federal Agency - Coupon	\$189,987,750.00	0.842%
Federal Agency - Discount	\$439,934,448.06	0.053%
Misc.- Coupon	\$2,334,777.00	3.530%
Amortized Note	\$235,675.00	3.500%
<b>TOTAL</b>	<b>\$652,734,019.19</b>	<b>0.295%</b>

PORTFOLIO ALLOCATION



TREASURER DIVISION - DEPARTMENT OF FINANCE  
 REPORT OF INVESTMENTS - NON-OPERATING FUNDS  
 CHILDREN & FAMILIES COMMISSION

October 31, 2014

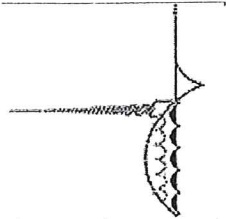
Page 1

INVESTMENT #	TYPE	FACE VALUE	MATURITY DATE	PURCHASE DATE	BOOK VALUE	YTM 360 DAYS	YTM 365 DAYS	DESCRIPTION	MARKET VALUE
101	LA2	98,239.99	/ /	/ /	98,239.99	0.257	0.261	LOCAL AGENCY INVESTMENT FUND	98,239.99
<div style="display: flex; justify-content: space-between;"> <span>98,239.99</span> <span>98,239.99</span> </div>									

TREASURER DIVISION - DEPARTMENT OF FINANCE  
 REPORT OF INVESTMENTS - NON-OPERATING FUNDS

SAN RAFAEL SCHOOLS

October 31, 2014



Page 1

INVESTMENT #	TYPE	FACE VALUE	MATURITY DATE	PURCHASE DATE	BOOK VALUE	YTM 360 DAYS	YTM 365 DAYS	DESCRIPTION	MARKET VALUE
687	LA1	0.00	/ /	/ /	0.00	5.181	5.253	LOCAL AGENCY INVESTMENT FUND	0.00
746	LA1	425,543.28	/ /	/ /	425,543.28	0.257	0.261	LOCAL AGENCY INVESTMENT FUND	425,543.28
					425,543.28				
AMORTIZATION & ACCRETION OF PREMIUMS & DISCOUNTS					-0-				
					425,543.28				

