


COUNTY OF MARIN



DIVISION OF THE DEPARTMENT OF FINANCE

TREASURER

Excellent and responsive fiscal leadership.

Roy Given, CPA
DIRECTOR

Cristine Alilovich
ASSISTANT DIRECTOR

Karen Show
INVESTMENT OFFICER

January 7, 2014

Judy Arnold, President
Board of Supervisors
County of Marin
3501 Civic Center Dr. #329
San Rafael, CA 94903

Mary Jane Burke
Superintendent of Schools
Marin County Office of Education
P. O. Box 4925
San Rafael, CA 94913

Marin County Schools,
Special Districts, and
MCERA

RE: MONTHLY REPORT OF COUNTY, SCHOOLS AND DISTRICT INVESTMENTS
as of November 30, 2013

Marin County Civic Center
3501 Civic Center Drive
Suite 209
PO Box 4220
San Rafael, CA 94913-4220
415 473 6143 T
415 473 3741 F
CRS Dial 711
www.marincounty.org/treas

Dear Investment Fund Participants:

The attached Monthly Report of County, Schools and District investments is provided for your review.

* The investments were made pursuant to Government Code Sections 53601, 53635 and comply with the County Treasurer's Statement of Investment Policy. The investment policy provides for:

- Preservation of capital through high quality investments;
- Maintenance of sufficient liquidity to meet participant operating needs; and
- A rate of return consistent with the above objectives.

* Maturities are scheduled to meet participant expenditure requirements for the next six months.

* Attached spreadsheets identify investment type, issuer, maturity date, amount invested and fair market value for each security held. Fair market values were determined by Wells Fargo Institutional Trust Services on all securities except for investments in the Local Agency Investment Fund which was valued at face value by us. Adjustments have been made for premiums, discounts and accrued interest on discount securities to make the book value and fair market value more comparable.

I trust you find this report informative. Should you have any questions do not hesitate to call me.

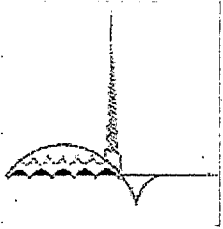
Respectfully submitted,

Roy Given
Director of Finance

cc: Matthew Hymel, County Administrator
Marin County Treasury Oversight Committee

Requests for accommodations may be made by calling (415) 473-4381 (Voice/TTY), 711 for California Relay Service or by e-mail at disabilityaccess@marincounty.org. Copies of documents are available in alternative formats, upon request.

CA3



TREASURER DIVISION - DEPARTMENT OF FINANCE
REPORT OF INVESTMENTS - OPERATING FUNDS
COUNTY OF MARIN, SCHOOLS & SPECIAL DISTRICTS

November 30, 2013

Page 1

INVESTMENT #	TYPE	FACE VALUE	STATED RATE	MATURITY DATE	PURCHASE DATE	BOOK VALUE	YTM 360 DAYS	YTM 365 DAYS	DESCRIPTION	MARKET VALUE
142	LA1	235,960.76	2.967	//	//	235,960.76	0.259	0.263	Local Agency Investment Fund	235,960.76
3490	LA2	0.00	5.170	//	//	0.00	0.000	0.001	MM-DREYFUS	0.00
9149	LA2	10,102,633.58	0.040	//	//	10,102,633.58	0.009	0.010	MM-FIDELITY Institutional Gov	10,102,633.58
4366	LA2	0.00	4.930	//	//	0.00	0.009	0.010	NATIONS Treasury Reserves	0.00
2246	LA2	10,000,389.91	4.760	//	//	10,000,389.91	0.009	0.010	MM-WELLS FARGO Institutional G	10,000,389.91
10425	FAD	4,000,000.00	0.105	12/03/2013	05/20/2013	3,997,701.67	0.107	0.108	Fed Home Ln Mtg Corp Disc	4,000,000.00
10243	FAC	5,000,000.00	0.190	12/13/2013	12/13/2012	4,999,500.00	0.197	0.200	Federal Farm Credit Bank	5,000,100.00
10465	FAD	9,000,000.00	0.060	12/13/2013	07/26/2013	8,997,900.00	0.060	0.060	Federal Home Loan Discount	8,999,910.00
10451	FAD	23,000,000.00	0.110	12/13/2013	06/27/2013	22,988,123.06	0.110	0.111	Fed Home Ln Mtg Corp Disc	22,999,770.00
10469	FAD	40,000,000.00	0.050	12/13/2013	07/30/2013	39,992,444.44	0.050	0.050	Fed Home Ln Mtg Corp Disc	39,999,600.00
10461	FAD	7,500,000.00	0.060	12/13/2013	07/18/2013	7,498,150.00	0.060	0.060	Fed Natl Mtg Assoc Disc	7,499,925.00
10562	MC1	800,000.00	3.500	12/13/2013	11/15/2013	800,000.00	3.490	3.538	MARIN COUNTY	800,000.00
10501	MC1	1,700,000.00	3.500	12/13/2013	09/13/2013	1,700,000.00	3.490	3.538	Town of San Anselmo	1,700,000.00
10513	MC1	500,000.00	3.500	12/13/2013	10/01/2013	500,000.00	3.471	3.519	Tamalpais CSD	500,000.00
10567	FAD	4,000,000.00	0.000	12/16/2013	11/20/2013	3,999,997.11	0.001	0.001	Federal Home Loan Discount	3,999,960.00
10443	FAD	4,000,000.00	0.115	12/16/2013	06/19/2013	3,997,700.00	0.115	0.116	Fed Home Ln Mtg Corp Disc	3,999,960.00
10463	FAD	4,100,000.00	0.070	12/17/2013	07/24/2013	4,098,836.06	0.070	0.070	Fed Natl Mtg Assoc Disc	4,099,959.00
10512	FAD	2,000,000.00	0.020	12/18/2013	10/01/2013	1,999,913.33	0.020	0.020	Fed Natl Mtg Assoc Disc	1,999,980.00
10251	FAC	5,000,000.00	0.190	12/19/2013	12/19/2012	4,999,870.00	0.189	0.192	Federal Farm Credit Bank	5,000,200.00
10253	MC1	197,000.00	3.500	12/19/2013	12/19/2012	197,000.00	3.452	3.500	Town of Ross	197,000.00
10444	FAD	8,000,000.00	0.080	12/20/2013	06/19/2013	7,996,728.89	0.081	0.082	Federal Home Loan Discount	7,999,920.00
10462	FAD	8,000,000.00	0.060	12/20/2013	07/19/2013	7,997,946.67	0.060	0.060	Fed Natl Mtg Assoc Disc	7,999,920.00


INVESTMENT #	TYPE	FACE VALUE	STATED RATE	MATURITY DATE	PURCHASE DATE	BOOK VALUE	YTM 360 DAYS	YTM 365 DAYS	DESCRIPTION	MARKET VALUE
10468	FAD	6,600,000.00	0.070	12/23/2013	07/29/2013	6,598,113.50	0.070	0.070	Fed Natl Mtg Assoc Disc	6,599,934.00
10472	FAD	4,000,000.00	0.070	12/26/2013	07/31/2013	3,998,848.89	0.070	0.070	Fed Natl Mtg Assoc Disc	3,999,960.00
10473	FAD	4,500,000.00	0.070	12/27/2013	07/31/2013	4,498,696.25	0.070	0.070	Fed Natl Mtg Assoc Disc	4,499,955.00
10470	FAD	6,000,000.00	0.070	12/30/2013	07/30/2013	5,998,215.00	0.070	0.070	Fed Natl Mtg Assoc Disc	5,999,880.00
10471	FAD	5,500,000.00	0.070	12/31/2013	07/30/2013	5,498,353.06	0.070	0.070	Fed Natl Mtg Assoc Disc	5,499,890.00
10482	FAD	3,000,000.00	0.070	01/02/2014	08/15/2013	2,999,183.33	0.070	0.070	Fed Home Ln Mtg Corp Disc	2,999,910.00
10481	FAD	3,963,000.00	0.080	01/02/2014	08/15/2013	3,961,767.07	0.080	0.081	Fed Natl Mtg Assoc Disc	3,962,881.11
10474	FAD	9,400,000.00	0.070	01/03/2014	08/01/2013	9,397,166.94	0.070	0.070	Fed Natl Mtg Assoc Disc	9,399,624.00
10485	FAD	10,600,000.00	0.070	01/03/2014	08/21/2013	10,597,217.50	0.070	0.070	Fed Natl Mtg Assoc Disc	10,599,576.00
10477	FAD	3,300,000.00	0.070	01/07/2014	08/08/2013	3,299,024.67	0.070	0.070	Fed Natl Mtg Assoc Disc	3,299,868.00
10478	FAD	4,400,000.00	0.085	01/08/2014	08/09/2013	4,398,420.89	0.085	0.086	Federal Home Loan Discount	4,399,824.00
10486	FAD	6,000,000.00	0.050	01/09/2014	08/22/2013	5,998,833.33	0.050	0.050	Fed Natl Mtg Assoc Disc	5,999,760.00
10479	FAD	3,000,000.00	0.080	01/10/2014	08/12/2013	2,998,993.33	0.080	0.081	Fed Natl Mtg Assoc Disc	2,999,880.00
10487	FAD	3,700,000.00	0.050	01/13/2014	08/22/2013	3,699,260.00	0.050	0.050	Fed Natl Mtg Assoc Disc	3,699,815.00
10500	FAD	2,400,000.00	0.050	01/14/2014	09/12/2013	2,399,586.67	0.050	0.050	Fed Home Ln Mtg Corp Disc	2,399,880.00
10495	FAD	3,700,000.00	0.030	01/15/2014	09/05/2013	3,699,593.00	0.030	0.030	Fed Natl Mtg Assoc Disc	3,699,815.00
10498	FAD	2,300,000.00	0.020	01/16/2014	09/11/2013	2,299,837.72	0.020	0.020	Federal Home Loan Discount	2,299,885.00
10511	FAD	11,400,000.00	0.010	01/17/2014	09/27/2013	11,399,645.33	0.010	0.010	Federal Home Loan Discount	11,399,430.00
10517	FAD	5,800,000.00	0.070	01/17/2014	10/08/2013	5,798,860.94	0.070	0.070	Federal Home Loan Discount	5,799,710.00
10483	FAD	5,900,000.00	0.085	01/21/2014	08/16/2013	5,897,798.97	0.085	0.086	Fed Home Ln Mtg Corp Disc	5,899,646.00
10476	FAD	3,734,000.00	0.090	01/22/2014	08/07/2013	3,732,431.72	0.090	0.091	Fed Natl Mtg Assoc Disc	3,733,775.96
10497	FAD	3,500,000.00	0.030	01/23/2014	09/06/2013	3,499,594.58	0.030	0.030	Federal Home Loan Discount	3,499,790.00
10515	FAD	8,000,000.00	0.060	01/24/2014	10/03/2013	7,998,493.33	0.060	0.060	Fed Agric Mtg Corp Discount	7,999,520.00
10503	FAD	1,000,000.00	0.020	01/27/2014	09/16/2013	999,926.11	0.020	0.020	Federal Home Loan Discount	999,940.00
10502	FAD	1,300,000.00	0.040	01/27/2014	09/16/2013	1,299,807.89	0.040	0.040	Fed Natl Mtg Assoc Disc	1,299,922.00
10504	FAD	1,000,000.00	0.045	01/27/2014	09/16/2013	999,833.75	0.045	0.045	Fed Natl Mtg Assoc Disc	999,940.00
10505	FAD	4,600,000.00	0.020	01/28/2014	09/17/2013	4,599,660.11	0.020	0.020	Fed Natl Mtg Assoc Disc	4,599,724.00

INVESTMENT #	TYPE	FACE VALUE	STATED RATE	MATURITY DATE	PURCHASE DATE	BOOK VALUE	YTM 360 DAYS	YTM 365 DAYS	DESCRIPTION	MARKET VALUE
10546	FAD	2,500,000.00	0.000	01/29/2014	11/06/2013	2,499,679.17	0.055	0.055	Fed Natl Mtg Assoc Disc	2,499,850.00
10520	FAD	7,200,000.00	0.130	01/30/2014	10/11/2013	7,197,114.00	0.130	0.131	Federal Home Loan Discount	7,199,496.00
10521	FAD	8,200,000.00	0.140	01/30/2014	10/15/2013	8,196,587.90	0.140	0.142	Federal Home Loan Discount	8,199,426.00
10526	FAD	3,200,000.00	0.020	01/30/2014	10/21/2013	3,199,820.44	0.020	0.020	Federal Home Loan Discount	3,199,776.00
10516	FAD	12,500,000.00	0.090	01/31/2014	10/07/2013	12,496,375.00	0.090	0.091	Fed Agric Mtg Corp Discount	12,499,125.00
10518	FAD	5,400,000.00	0.120	01/31/2014	10/09/2013	5,397,948.00	0.120	0.121	Federal Home Loan Discount	5,399,622.00
10527	FAD	6,000,000.00	0.020	01/31/2014	10/21/2013	5,999,660.00	0.020	0.020	Federal Home Loan Discount	5,999,580.00
10528	FAD	3,900,000.00	0.030	02/03/2014	10/22/2013	3,899,662.00	0.030	0.030	Federal Home Loan Discount	3,899,571.00
10529	FAD	3,000,000.00	0.030	02/04/2014	10/22/2013	2,999,737.50	0.030	0.030	Federal Home Loan Discount	2,999,670.00
10519	FAD	2,600,000.00	0.145	02/05/2014	10/10/2013	2,598,764.28	0.145	0.147	Federal Home Loan Discount	2,599,714.00
10532	FAD	4,400,000.00	0.000	02/06/2014	10/24/2013	4,399,679.17	0.025	0.025	Federal Home Loan Discount	4,399,516.00
10509	FAD	3,500,000.00	0.034	02/07/2014	09/20/2013	3,499,537.22	0.034	0.034	Federal Home Loan Discount	3,499,615.00
10535	FAD	4,500,000.00	0.000	02/10/2014	10/25/2013	4,499,730.00	0.020	0.020	Federal Home Loan Discount	4,499,460.00
10538	FAD	3,100,000.00	0.028	02/11/2014	10/30/2013	3,099,749.24	0.028	0.028	Fed Home Ln Mtg Corp Disc	3,099,628.00
10534	FAD	2,560,000.00	0.050	02/12/2014	10/25/2013	2,559,608.89	0.050	0.050	Fed Natl Mtg Assoc Disc	2,559,692.80
10542	FAD	1,000,000.00	0.029	02/12/2014	11/04/2013	999,919.44	0.029	0.029	Fed Natl Mtg Assoc Disc	999,880.00
10545	FAD	3,200,000.00	0.030	02/13/2014	11/06/2013	3,199,736.00	0.030	0.030	Federal Home Loan Discount	3,199,616.00
10523	FAD	3,515,000.00	0.075	02/14/2014	10/18/2013	3,514,128.57	0.075	0.076	Federal Home Loan Discount	3,514,578.20
10525	FAD	1,160,000.00	0.075	02/14/2014	10/18/2013	1,159,712.42	0.075	0.076	Federal Home Loan Discount	1,159,860.80
10539	FAD	4,100,000.00	0.065	02/14/2014	10/30/2013	4,099,207.90	0.065	0.065	Fed Home Ln Mtg Corp Disc	4,099,508.00
10536	FAD	10,000,000.00	0.030	02/18/2014	10/25/2013	9,999,033.33	0.030	0.030	Federal Home Loan Discount	9,998,700.00
10540	FAD	3,400,000.00	0.060	02/18/2014	10/31/2013	3,399,376.67	0.060	0.060	Federal Home Loan Discount	3,399,558.00
10524	FAD	3,600,000.00	0.040	02/20/2014	10/18/2013	3,599,500.00	0.040	0.040	Federal Home Loan Discount	3,599,532.00
10530	FAD	3,000,000.00	0.035	02/21/2014	10/23/2013	2,999,647.08	0.035	0.035	Federal Home Loan Discount	2,999,580.00
10507	FAD	3,000,000.00	0.000	02/24/2014	09/19/2013	2,999,473.33	0.040	0.040	Fed Home Ln Mtg Corp Disc	2,999,580.00
10508	FAD	2,055,000.00	0.040	02/24/2014	09/20/2013	2,054,641.52	0.040	0.040	Fed Home Ln Mtg Corp Disc	2,054,712.30
10531	FAD	3,100,000.00	0.035	02/25/2014	10/23/2013	3,099,623.26	0.035	0.035	Federal Home Loan Discount	3,099,566.00

INVESTMENT #	TYPE	FACE VALUE	STATED RATE	MATURITY DATE	PURCHASE DATE	BOOK VALUE	YTM		DESCRIPTION	MARKET VALUE
							360 DAYS	365 DAYS		
10514	FAD	2,950,000.00	0.055	02/26/2014	10/02/2013	2,949,337.48	0.055	0.055	Federal Home Loan Discount	2,949,587.00
10543	FAD	4,300,000.00	0.025	02/27/2014	11/04/2013	4,299,656.60	0.025	0.025	Federal Home Loan Discount	4,299,355.00
10522	FAD	12,500,000.00	0.050	02/28/2014	10/17/2013	12,497,673.61	0.050	0.050	Federal Home Loan Discount	12,498,125.00
10541	FAD	6,000,000.00	0.075	03/03/2014	11/01/2013	5,998,475.00	0.075	0.076	Federal Home Loan Discount	5,998,920.00
10559	FAD	4,000,000.00	0.035	03/04/2014	11/15/2013	3,999,576.11	0.035	0.035	Federal Home Loan Discount	3,999,280.00
10554	FAD	4,000,000.00	0.080	03/05/2014	11/13/2013	3,999,004.44	0.080	0.081	Fed Natl Mtg Assoc Disc	3,999,280.00
10552	FAD	1,400,000.00	0.080	03/07/2014	11/12/2013	1,399,642.22	0.080	0.081	Federal Home Loan Discount	1,399,734.00
10553	FAD	2,000,000.00	0.035	03/07/2014	11/12/2013	1,999,776.39	0.035	0.035	Federal Home Loan Discount	1,999,620.00
10560	FAD	4,000,000.00	0.035	03/10/2014	11/15/2013	3,999,552.78	0.035	0.035	Federal Home Loan Discount	3,999,240.00
10561	FAD	4,000,000.00	0.035	03/11/2014	11/15/2013	3,999,548.89	0.035	0.035	Federal Home Loan Discount	3,999,240.00
10563	FAD	9,100,000.00	0.030	03/14/2014	11/18/2013	9,099,120.33	0.030	0.030	Federal Home Loan Discount	9,098,180.00
10558	FAD	6,000,000.00	0.080	03/17/2014	11/14/2013	5,998,360.00	0.080	0.081	Fed Home Ln Mtg Corp Disc	5,998,800.00
10564	FAD	3,000,000.00	0.040	03/18/2014	11/18/2013	2,999,600.00	0.040	0.040	Federal Home Loan Discount	2,999,370.00
10565	FAD	3,000,000.00	0.040	03/20/2014	11/18/2013	2,999,593.33	0.040	0.040	Federal Home Loan Discount	2,999,370.00
10549	FAD	5,000,000.00	0.080	03/21/2014	11/08/2013	4,998,522.22	0.080	0.081	Federal Home Loan Discount	4,998,950.00
10568	FAD	3,800,000.00	0.090	03/21/2014	11/20/2013	3,798,850.50	0.090	0.091	Federal Home Loan Discount	3,799,202.00
10557	FAD	4,000,000.00	0.080	03/25/2014	11/14/2013	3,998,835.56	0.080	0.081	Fed Home Ln Mtg Corp Disc	3,999,120.00
10353	FAC	5,000,000.00	0.170	03/27/2014	03/27/2013	4,999,400.00	0.179	0.182	Federal Home Loan Bank	5,000,950.00
10548	FAD	8,600,000.00	0.085	03/28/2014	11/07/2013	8,597,136.92	0.085	0.086	Federal Home Loan Discount	8,598,022.00
10555	FAD	13,000,000.00	0.090	03/28/2014	11/13/2013	12,995,612.50	0.090	0.091	Federal Home Loan Discount	12,997,010.00
10550	FAD	4,500,000.00	0.040	03/31/2014	11/08/2013	4,499,285.00	0.040	0.040	Federal Home Loan Discount	4,498,965.00
10566	FAD	10,000,000.00	0.090	04/15/2014	11/19/2013	9,996,325.00	0.090	0.091	Fed Home Ln Mtg Corp Disc	9,997,000.00
10570	FAD	2,300,000.00	0.090	04/15/2014	11/21/2013	2,299,166.25	0.090	0.091	Fed Home Ln Mtg Corp Disc	2,299,310.00
10569	FAD	4,000,000.00	0.090	04/16/2014	11/21/2013	3,998,540.00	0.090	0.091	Federal Home Loan Discount	3,998,800.00
10574	FAD	2,817,000.00	0.095	04/21/2014	11/25/2013	2,815,907.24	0.095	0.096	Fed Home Ln Mtg Corp Disc	2,816,126.73
10578	FAD	3,100,000.00	0.095	04/22/2014	11/26/2013	3,098,797.46	0.095	0.096	Fed Home Ln Mtg Corp Disc	3,099,039.00
10573	FAD	5,000,000.00	0.090	04/23/2014	11/25/2013	4,998,137.50	0.090	0.091	Federal Home Loan Discount	4,998,400.00

INVESTMENT #	TYPE	FACE VALUE	STATED RATE	MATURITY DATE	PURCHASE DATE	BOOK VALUE	YTM		DESCRIPTION	MARKET VALUE
							360 DAYS	365 DAYS		
10580	FAD	8,600,000.00	0.000	04/25/2014	11/27/2013	8,597,330.42	0.075	0.076	Federal Home Loan Discount	8,597,248.00
10576	FAD	5,000,000.00	0.095	04/28/2014	11/26/2013	4,997,981.25	0.095	0.096	Fed Home Ln Mtg Corp Disc	4,998,350.00
10572	FAD	11,500,000.00	0.090	04/30/2014	11/22/2013	11,495,428.75	0.090	0.091	Federal Home Loan Discount	11,496,205.00
10575	FAD	10,905,000.00	0.090	04/30/2014	11/25/2013	10,900,747.05	0.090	0.091	Federal Home Loan Discount	10,901,401.35
10577	FAD	1,900,000.00	0.090	05/01/2014	11/26/2013	1,899,259.00	0.090	0.091	Fed Natl Mtg Assoc Disc	1,899,278.00
10467	FAC	5,000,000.00	0.200	07/29/2014	07/29/2013	5,000,000.00	0.197	0.200	Federal Home Loan Bank	5,000,800.00
10254	MC1	189,000.00	3.500	12/19/2014	12/19/2012	189,000.00	3.452	3.500	Town of Ross	189,000.00
10404	FAC	5,000,000.00	0.320	04/29/2015	04/29/2013	4,999,750.00	0.318	0.322	Fed Home Ln Mtg Corp	5,001,100.00
10259	FAC	5,000,000.00	0.400	06/24/2015	12/24/2012	5,000,000.00	0.394	0.400	Fed Natl Mtg Assoc	5,000,700.00
10348	FAC	5,000,000.00	0.350	06/26/2015	03/26/2013	5,000,000.00	0.345	0.350	Fed Natl Mtg Assoc	5,003,000.00
10286	FAC	5,000,000.00	0.400	07/30/2015	01/30/2013	4,999,500.00	0.398	0.404	Fed Natl Mtg Assoc	5,001,250.00
10333	FAC	5,000,000.00	0.420	09/18/2015	03/18/2013	5,000,000.00	0.414	0.420	Fed Home Ln Mtg Corp	5,008,900.00
10551	FAC	5,000,000.00	0.400	11/12/2015	11/12/2013	5,000,000.00	0.394	0.400	Fed Home Ln Mtg Corp	5,004,800.00
10442	FAC	5,000,000.00	0.400	12/18/2015	06/18/2013	5,000,000.00	0.394	0.400	Fed Natl Mtg Assoc	5,000,600.00
10255	MC1	184,000.00	3.500	12/19/2015	12/19/2012	184,000.00	3.452	3.500	Town of Ross	184,000.00
10293	FAC	5,000,000.00	0.550	02/12/2016	02/12/2013	4,998,500.00	0.552	0.560	Fed Natl Mtg Assoc	5,002,750.00
10488	FAC	5,000,000.00	0.625	02/26/2016	08/26/2013	4,996,250.00	0.646	0.655	Fed Natl Mtg Assoc	5,004,650.00
10318	FAC	5,000,000.00	0.625	03/11/2016	03/11/2013	5,000,000.00	0.616	0.625	Fed Natl Mtg Assoc	5,000,550.00
10432	FAC	5,000,000.00	0.520	05/27/2016	05/30/2013	5,000,000.00	0.512	0.520	Fed Natl Mtg Assoc	4,998,450.00
10434	FAC	5,000,000.00	0.550	06/03/2016	06/03/2013	5,000,000.00	0.542	0.550	Federal Home Loan Bank	4,996,300.00
10441	FAC	5,000,000.00	0.600	06/17/2016	06/17/2013	5,000,000.00	0.591	0.600	Federal Home Loan Bank	4,997,300.00
10445	FAC	5,000,000.00	0.570	06/20/2016	06/20/2013	5,000,000.00	0.562	0.570	Fed Home Ln Mtg Corp	5,001,050.00
10453	FAC	5,000,000.00	0.820	07/08/2016	07/08/2013	5,000,000.00	0.808	0.820	Fed Natl Mtg Assoc	5,003,100.00
10466	FAC	5,000,000.00	1.000	07/29/2016	07/29/2013	5,000,000.00	0.986	1.000	Fed Natl Mtg Assoc	5,005,050.00
10484	FAC	5,000,000.00	0.900	08/19/2016	08/19/2013	5,000,000.00	0.887	0.900	Fed Natl Mtg Assoc	5,006,450.00
10496	FAC	5,000,000.00	1.000	09/06/2016	09/06/2013	5,000,000.00	0.986	1.000	Fed Natl Mtg Assoc	5,008,350.00
10499	FAC	5,000,000.00	1.150	09/12/2016	09/12/2013	5,000,000.00	1.134	1.150	Fed Natl Mtg Assoc	5,011,250.00

INVESTMENT #	TYPE	FACE VALUE	STATED RATE	MATURITY DATE	PURCHASE DATE	BOOK VALUE	YTM 360 DAYS	YTM 365 DAYS	DESCRIPTION	MARKET VALUE
10506	FAC	5,000,000.00	1.100	09/19/2016	09/19/2013	5,000,000.00	1.084	1.100	Fed Natl Mtg Assoc	5,012,200.00
10510	FAC	5,000,000.00	0.500	09/26/2016	09/26/2013	4,998,750.00	1.235	1.252	Federal Home Loan Bank	5,004,200.00
10547	FAC	5,000,000.00	0.800	11/07/2016	11/07/2013	5,000,000.00	0.789	0.800	Fed Home Ln Mtg Corp	5,010,300.00
10556	FAC	5,000,000.00	0.750	11/14/2016	11/14/2013	5,000,000.00	0.739	0.750	Fed Natl Mtg Assoc	5,015,400.00
10571	FAC	5,000,000.00	0.800	11/22/2016	11/22/2013	5,000,000.00	0.789	0.800	Fed Natl Mtg Assoc	5,010,850.00
10256	MC1	178,000.00	3.560	12/19/2016	12/19/2012	178,000.00	3.511	3.560	Town of Ross	178,000.00
10579	FAC	5,000,000.00	0.875	03/27/2017	11/27/2013	5,000,000.00	0.863	0.875	Fed Natl Mtg Assoc	5,006,850.00
10257	MC1	172,777.00	3.648	12/19/2017	12/19/2012	172,777.00	3.598	3.648	Town of Ross	172,777.00
		695,418,761.25			695,276,318.49					695,476,791.50
AMORTIZATION & ACCRETION OF PREMIUMS & DISCOUNTS						355.96			ACCRUED INTEREST DISCOUNT INVESTMENTS	
		695,418,761.25			695,276,674.45					653,214,747.98



TREASURER DIVISION - DEPARTMENT OF FINANCE
PORTFOLIO SUMMARY REPORT - OPERATING FUNDS
COUNTY OF MARIN, SCHOOLS & SPECIAL DISTRICTS
November 30, 2013

DESCRIPTION	ENDING BALANCE November 30, 2013	AVERAGE BALANCE November 30, 2013	WEIGHTED AVERAGE DAYS TO MATURITY	ANNUALIZED YIELD November 30, 2013	YIELD November 30, 2013
LOCAL AGENCY INVESTMENT FUNDS	\$235,960.76	\$235,960.76	1	0.263	0.263
MONEY MARKET FUNDS	\$20,103,023.49	\$22,936,923.49	1	0.010	0.010
FEDERAL AGENCY ISSUES - COUPON	\$144,991,520.00	\$150,493,144.56	770	0.580	0.621
FEDERAL AGENCY ISSUES - DISCOUNT	\$526,025,037.24	\$499,245,715.46	66	0.069	0.067
TREASURY SECURITIES - COUPON					
TREASURY SECURITIES - DISCOUNT					
MISC SECURITIES - COUPON	\$3,920,777.00	\$3,547,443.67	179	3.529	3.536
TOTALS & AVERAGES	\$695,276,318.49	\$676,459,187.94	212	0.199%	0.200%

The Local Agency Investment Funds is an open ended account and is not included in the total weighted days to maturity.

TREASURER DIVISION - DEPARTMENT OF FINANCE

REPORT OF INVESTMENTS - NON-OPERATING FUNDS

CHILDREN & FAMILIES COMMISSION

November 30, 2013

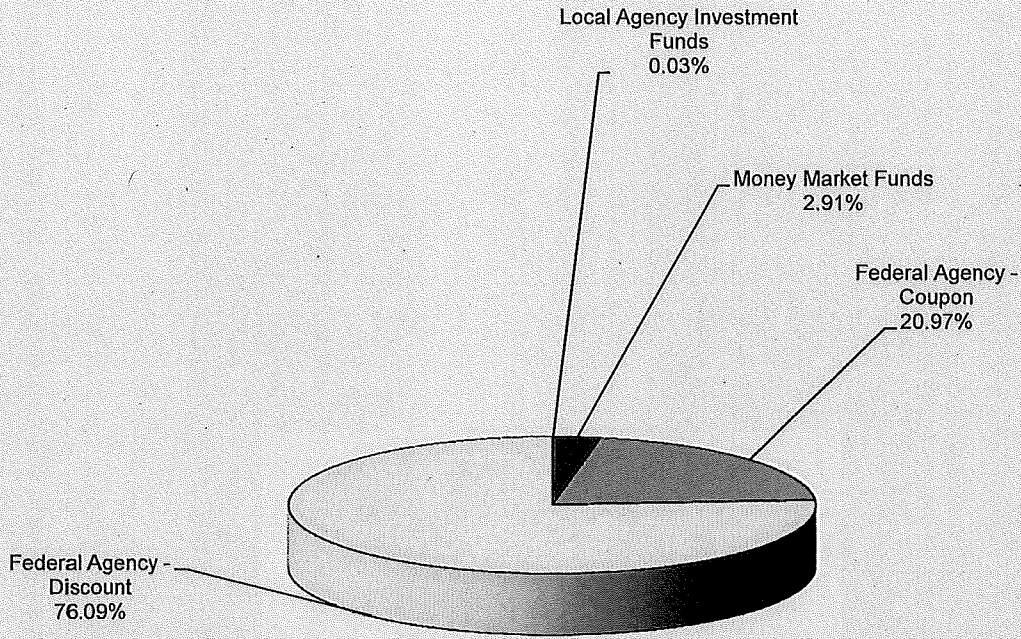
Page 1

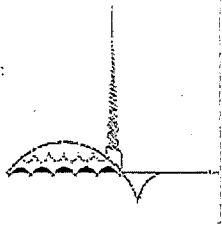
INVESTMENT #	TYPE	FACE VALUE	MATURITY DATE	PURCHASE DATE	BOOK VALUE	YTM 360 DAYS	YTM 365 DAYS	DESCRIPTION	MARKET VALUE
101	LA2	98,007.15	//	//	98,007.15	0.259	0.263	LOCAL AGENCY INVESTMENT FUND	98,007.15
		98,007.15			98,007.15				98,007.15

**Treasurer Division - Department of Finance
 Portfolio Yield Report - Operating Funds
 County of Marin, Schools & Special Districts
 November 30, 2013**

INVESTMENT HOLDINGS	BOOK VALUE	11/30/13
Local Agency Investment Funds	\$235,960.76	0.263%
Money Market Funds	\$20,103,023.49	0.010%
Federal Agency - Coupon	\$144,991,520.00	0.621%
Federal Agency - Discount	\$526,025,037.24	0.067%
Misc.- Coupon	\$3,920,777.00	3.536%
TOTAL	\$695,276,318.49	0.200%

PORTFOLIO ALLOCATION





TREASURER DIVISION - DEPARTMENT OF FINANCE

REPORT OF INVESTMENTS - NON-OPERATING FUNDS

SAN RAFAEL SCHOOLS

November 30, 2013

Page 1

INVESTMENT #	TYPE	FACE VALUE	MATURITY DATE	PURCHASE DATE	BOOK VALUE	YTM 360 DAYS	YTM 365 DAYS	DESCRIPTION	MARKET VALUE
687	LA1	0.00	//	//	0.00	5.181	5.253	LOCAL AGENCY INVESTMENT FUND	0.00
746	LA1	424,534.71	//	//	424,534.71	0.259	0.263	LOCAL AGENCY INVESTMENT FUND	424,534.71
		424,534.71			424,534.71				424,534.71
AMORTIZATION & ACCRETION OF PREMIUMS & DISCOUNTS					-0-				
		424,534.71			424,534.71				424,534.71