

TREASURER

Excellent and responsive fiscal leadership.

COUNTY OF MARIN



Roy Given, CPA
DIRECTOR

March 22, 2016

Mina Martinovich, CPA
ASSISTANT DIRECTOR

Steve Kinsey, President
Board of Supervisors
County of Marin
3501 Civic Center Dr. #329
San Rafael, CA 94903

Mary Jane Burke
Superintendent of Schools
Marin County Office of Education
P.O. Box 4925
San Rafael, CA 94913

Marin County Schools,
Special Districts, and
MCERA

Karen Shaw
FINANCE DIVISION CHIEF

RE: MONTHLY REPORT OF COUNTY, SCHOOLS AND DISTRICT INVESTMENTS
as of February 29, 2016.

Marin County Civic Center
3501 Civic Center Drive
Suite 209
PO Box 4220
San Rafael, CA 94913-4220
415 473 6143 T
415 473 3741 F
CRS Dial 711
www.marincounty.org/treas

Dear Investment Fund Participants:

The attached Monthly Report of County, Schools and District investments is provided for your review.

* The investments were made pursuant to Government Code Sections 53601, 53635 and comply with the County Treasurer's Statement of Investment Policy. The investment policy provides for:

- Preservation of capital through high quality investments;
- Maintenance of sufficient liquidity to meet participant operating needs; and
- A rate of return consistent with the above objectives.

* Maturities are scheduled to meet participant expenditure requirements for the next six months.

* Attached spreadsheets identify investment type, issuer, maturity date, amount invested and fair market value for each security held. Fair market values were determined by Wells Fargo Institutional Trust Services on all securities except for investments in the Local Agency Investment Fund which was valued at face value by us. Adjustments have been made for premiums, discounts and accrued interest on discount securities to make the book value and fair market value more comparable.

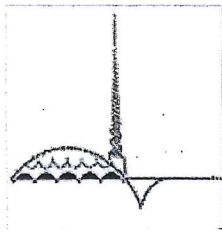
I trust you find this report informative. Should you have any questions do not hesitate to call me.

Respectfully submitted,

Roy Given
Director of Finance

RG: mg
Attachments

cc: Matthew Hymel, County Administrator
Marin County Treasury Oversight Committee



TREASURER DIVISION - DEPARTMENT OF FINANCE

REPORT OF INVESTMENTS - OPERATING FUNDS

COUNTY OF MARIN, SCHOOLS & SPECIAL DISTRICTS

February 29, 2016

Page 1

INVESTMENT #	TYPE	FACE VALUE	STATED RATE	MATURITY DATE	PURCHASE DATE	BOOK VALUE	YTM 360 DAYS	YTM 365 DAYS	DESCRIPTION	MARKET VALUE
142	LA1	237,402.42	2.967	//	07/01/2011	237,402.42	0.460	0.467	Local Agency Investment Fund	237,402.42
3490	LA2	0.00	5.170	//	07/01/2011	0.00	0.000	0.001	MM-DREYFUS	0.00
9149	LA2	10,006,565.42	0.040	//	07/01/2011	10,006,565.42	0.009	0.010	MM-FIDELITY Institutional Gov	10,006,565.42
4366	LA2	0.00	4.930	//	07/01/2011	0.00	0.009	0.010	NATIONS Treasury Reserves	0.00
2246	LA2	10,003,753.11	4.760	//	07/01/2011	10,003,753.11	0.009	0.010	MM-WELLS FARGO Institutional G	10,003,753.11
11251	FAD	4,000,000.00	0.000	03/01/2016	10/30/2015	3,998,633.33	0.100	0.101	Federal Home Loan Discount	4,000,000.00
11258	MC1	1,036,145.00	3.500	03/01/2016	11/03/2015	1,036,145.00	3.452	3.500	MARIN COUNTY	1,036,145.00
11264	FAD	3,000,000.00	0.000	03/02/2016	11/16/2015	2,998,305.83	0.190	0.192	Federal Home Loan Discount	2,999,970.00
11265	FAD	3,000,000.00	0.190	03/03/2016	11/16/2015	2,998,290.00	0.190	0.192	Federal Home Loan Discount	2,999,940.00
11266	FAD	3,000,000.00	0.190	03/04/2016	11/16/2015	2,998,274.17	0.190	0.192	Federal Home Loan Discount	2,999,940.00
11272	FAD	3,000,000.00	0.200	03/07/2016	11/19/2015	2,998,183.33	0.200	0.202	Federal Home Loan Discount	2,999,850.00
11365	FAD	5,000,000.00	0.280	03/07/2016	02/17/2016	4,999,261.11	0.280	0.283	Federal Home Loan Discount	4,999,750.00
11268	FAD	3,500,000.00	0.190	03/08/2016	11/17/2015	3,497,931.11	0.190	0.192	Federal Home Loan Discount	3,499,825.00
11269	FAD	3,500,000.00	0.000	03/09/2016	11/17/2015	3,497,912.64	0.190	0.192	Federal Home Loan Discount	3,499,790.00
11273	FAD	3,500,000.00	0.200	03/10/2016	11/19/2015	3,497,822.22	0.200	0.202	Federal Home Loan Discount	3,499,755.00
11242	FAD	8,000,000.00	0.140	03/11/2016	10/27/2015	7,995,768.89	0.140	0.142	Federal Home Loan Discount	7,999,360.00
11370	FAD	5,000,000.00	0.280	03/14/2016	02/19/2016	4,999,066.67	0.280	0.283	Fed Agric Mtg Corp Discount	4,999,500.00
11262	FAD	5,500,000.00	0.190	03/14/2016	11/12/2015	5,496,429.58	0.190	0.192	Federal Home Loan Discount	5,499,450.00
11274	FAD	6,000,000.00	0.000	03/15/2016	11/19/2015	5,997,270.00	0.140	0.142	Fed Home Ln Mtg Corp Disc	5,999,340.00
11279	FAD	4,000,000.00	0.200	03/16/2016	11/20/2015	3,997,400.00	0.200	0.202	Federal Home Loan Discount	3,999,520.00
11275	FAD	3,000,000.00	0.150	03/17/2016	11/19/2015	2,998,512.50	0.150	0.152	Fed Home Ln Mtg Corp Disc	2,999,640.00
11276	FAD	3,000,000.00	0.150	03/18/2016	11/19/2015	2,998,500.00	0.150	0.152	Fed Home Ln Mtg Corp Disc	2,999,610.00


INVESTMENT #	TYPE	FACE VALUE	STATED RATE	MATURITY DATE	PURCHASE DATE	BOOK VALUE	YTM 360 DAYS	YTM 365 DAYS	DESCRIPTION	MARKET VALUE
11277	FAD	3,000,000.00	0.000	03/21/2016	11/19/2015	2,998,462.50	0.150	0.152	Fed Home Ln Mtg Corp Disc	2,999,520.00
11247	FAD	3,000,000.00	0.190	03/22/2016	10/30/2015	2,997,720.00	0.190	0.192	Federal Home Loan Discount	2,999,520.00
11248	FAD	3,000,000.00	0.190	03/23/2016	10/30/2015	2,997,704.17	0.190	0.192	Federal Home Loan Discount	2,999,490.00
11249	FAD	3,000,000.00	0.190	03/24/2016	10/30/2015	2,997,688.33	0.190	0.192	Federal Home Loan Discount	2,999,460.00
11261	FAD	5,000,000.00	0.170	03/24/2016	11/10/2015	4,996,812.50	0.170	0.172	Federal Home Loan Discount	4,999,100.00
11254	FAD	6,500,000.00	0.000	03/28/2016	11/02/2015	6,494,160.83	0.220	0.223	Federal Home Loan Discount	6,498,635.00
11278	FAD	3,000,000.00	0.150	03/29/2016	11/19/2015	2,998,362.50	0.150	0.152	Fed Home Ln Mtg Corp Disc	2,999,340.00
11252	FAD	4,000,000.00	0.000	03/30/2016	11/02/2015	3,996,523.33	0.210	0.213	Federal Home Loan Discount	3,999,080.00
11244	FAD	10,000,000.00	0.145	03/31/2016	10/28/2015	9,993,756.94	0.145	0.147	Federal Home Loan Discount	9,997,700.00
11246	FAD	9,000,000.00	0.155	03/31/2016	10/29/2015	8,994,032.46	0.155	0.157	Federal Home Loan Discount	8,997,930.00
11260	FAD	7,000,000.00	0.130	03/31/2016	11/09/2015	6,996,385.28	0.130	0.131	Federal Home Loan Discount	6,998,390.00
11290	FAD	5,000,000.00	0.320	04/11/2016	12/03/2015	4,994,222.22	0.320	0.324	Fed Home Ln Mtg Corp Disc	4,998,150.00
11293	FAD	3,000,000.00	0.350	04/12/2016	12/04/2015	2,996,208.33	0.350	0.355	Fed Home Ln Mtg Corp Disc	2,998,860.00
11303	FAD	3,000,000.00	0.000	04/13/2016	12/09/2015	2,994,750.00	0.500	0.507	Federal Home Loan Discount	2,998,830.00
11304	FAD	5,000,000.00	0.500	04/14/2016	12/09/2015	4,991,180.56	0.500	0.507	Federal Home Loan Discount	4,998,000.00
11285	FAD	30,000,000.00	0.270	04/14/2016	11/25/2015	29,968,275.00	0.270	0.274	Fed Home Ln Mtg Corp Disc	29,988,000.00
11263	FAD	10,000,000.00	0.360	04/15/2016	11/13/2015	9,984,600.00	0.360	0.365	Fed Agric Mtg Corp Discount	9,995,900.00
11270	FAD	15,000,000.00	0.330	04/15/2016	11/18/2015	14,979,512.50	0.330	0.335	Fed Agric Mtg Corp Discount	14,993,850.00
11259	FAD	8,000,000.00	0.320	04/15/2016	11/06/2015	7,988,551.11	0.320	0.324	Federal Home Loan Discount	7,996,720.00
11280	FAD	4,000,000.00	0.330	04/15/2016	11/23/2015	3,994,720.00	0.330	0.335	Federal Home Loan Discount	3,998,360.00
11257	FAD	12,000,000.00	0.250	04/15/2016	11/05/2015	11,986,500.00	0.250	0.253	Fed Home Ln Mtg Corp Disc	11,995,080.00
11314	FAD	15,000,000.00	0.450	04/15/2016	12/14/2015	14,976,937.50	0.450	0.456	Fed Home Ln Mtg Corp Disc	14,993,850.00
11294	FAD	9,000,000.00	0.245	04/18/2016	12/04/2015	8,991,670.00	0.245	0.248	Fed Natl Mtg Assoc Disc	8,996,130.00
11296	FAD	3,000,000.00	0.320	04/19/2016	12/07/2015	2,996,426.67	0.320	0.324	Federal Home Loan Discount	2,998,680.00
11297	FAD	3,000,000.00	0.320	04/20/2016	12/07/2015	2,996,400.00	0.320	0.324	Federal Home Loan Discount	2,998,650.00
11282	FAD	3,000,000.00	0.270	04/21/2016	11/24/2015	2,996,647.50	0.270	0.274	Fed Home Ln Mtg Corp Disc	2,998,620.00
11283	FAD	8,000,000.00	0.270	04/22/2016	11/24/2015	7,991,000.00	0.270	0.274	Fed Home Ln Mtg Corp Disc	7,996,240.00

INVESTMENT #	TYPE	FACE VALUE	STATED RATE	MATURITY DATE	PURCHASE DATE	BOOK VALUE	YTM 360 DAYS	YTM 365 DAYS	DESCRIPTION	MARKET VALUE
11288	FAD	5,000,000.00	0.000	04/25/2016	12/02/2015	4,993,152.78	0.340	0.345	Fed Home Ln Mtg Corp Disc	4,997,500.00
11295	FAD	3,000,000.00	0.370	04/26/2016	12/04/2015	2,995,560.00	0.370	0.375	Fed Home Ln Mtg Corp	2,998,470.00
11291	FAD	3,000,000.00	0.000	04/27/2016	12/03/2015	2,995,741.67	0.350	0.355	Fed Home Ln Mtg Corp Disc	2,998,470.00
11292	FAD	3,000,000.00	0.350	04/28/2016	12/03/2015	2,995,712.50	0.350	0.355	Fed Home Ln Mtg Corp Disc	2,998,440.00
11287	FAD	13,000,000.00	0.300	04/29/2016	11/30/2015	12,983,641.67	0.300	0.304	Fed Home Ln Mtg Corp Disc	12,993,110.00
11289	FAD	8,000,000.00	0.340	04/29/2016	12/02/2015	7,988,742.22	0.340	0.345	Fed Home Ln Mtg Corp Disc	7,995,760.00
11324	FAD	3,500,000.00	0.360	05/02/2016	12/21/2015	3,495,345.00	0.360	0.365	Federal Home Loan Discount	3,497,900.00
11311	FAD	3,500,000.00	0.520	05/03/2016	12/11/2015	3,492,720.00	0.521	0.528	Fed Home Ln Mtg Corp Disc	3,497,865.00
11312	FAD	4,000,000.00	0.000	05/04/2016	12/11/2015	3,991,622.22	0.521	0.528	Fed Home Ln Mtg Corp Disc	3,997,520.00
11313	FAD	4,500,000.00	0.520	05/05/2016	12/11/2015	4,490,510.00	0.521	0.528	Fed Home Ln Mtg Corp Disc	4,497,165.00
11299	FAD	8,000,000.00	0.520	05/06/2016	12/08/2015	7,982,666.67	0.521	0.528	Federal Home Loan Discount	7,994,880.00
11306	FAD	6,000,000.00	0.520	05/09/2016	12/10/2015	5,986,913.33	0.521	0.528	Fed Home Ln Mtg Corp Disc	5,995,980.00
11307	FAD	3,000,000.00	0.520	05/10/2016	12/10/2015	2,993,413.33	0.521	0.528	Fed Home Ln Mtg Corp Disc	2,997,960.00
11326	FAD	3,000,000.00	0.000	05/11/2016	12/22/2015	2,994,477.50	0.470	0.477	Fed Home Ln Mtg Corp Disc	2,997,930.00
11337	FAD	3,000,000.00	0.395	05/12/2016	01/11/2016	2,995,984.17	0.395	0.401	Fed Home Ln Mtg Corp Disc	2,997,900.00
11325	FAD	3,000,000.00	0.360	05/13/2016	12/21/2015	2,995,680.00	0.360	0.365	Federal Home Loan Discount	2,997,870.00
11333	FAD	4,600,000.00	0.370	05/16/2016	01/06/2016	4,593,806.61	0.370	0.375	Fed Natl Mtg Assoc Disc	4,596,596.00
11334	FAD	4,000,000.00	0.370	05/17/2016	01/06/2016	3,994,573.33	0.370	0.375	Fed Natl Mtg Assoc Disc	3,997,000.00
11342	FAD	2,000,000.00	0.000	05/18/2016	01/19/2016	1,997,666.67	0.350	0.355	Federal Home Loan Discount	1,998,480.00
11327	FAD	3,500,000.00	0.480	05/19/2016	12/23/2015	3,493,093.33	0.480	0.487	Fed Home Ln Mtg Corp Disc	3,497,305.00
11308	FAD	8,000,000.00	0.550	05/20/2016	12/10/2015	7,980,200.00	0.551	0.559	Federal Home Loan Discount	7,993,760.00
11352	FAD	7,200,000.00	0.335	05/20/2016	01/28/2016	7,192,429.00	0.335	0.340	Federal Home Loan Discount	7,194,384.00
11354	FAD	5,000,000.00	0.310	05/20/2016	01/29/2016	4,995,177.78	0.310	0.314	Fed Natl Mtg Assoc Disc	4,996,100.00
11309	FAD	5,000,000.00	0.550	05/23/2016	12/10/2015	4,987,395.83	0.551	0.559	Federal Home Loan Discount	4,995,950.00
11310	FAD	3,000,000.00	0.550	05/24/2016	12/10/2015	2,992,391.67	0.551	0.559	Federal Home Loan Discount	2,997,540.00
11317	FAD	4,000,000.00	0.000	05/25/2016	12/15/2015	3,990,100.00	0.551	0.559	Federal Home Loan Discount	3,996,680.00
11322	FAD	5,000,000.00	0.510	05/25/2016	12/18/2015	4,988,737.50	0.511	0.518	Fed Natl Mtg Assoc Disc	4,995,850.00

INVESTMENT #	TYPE	FACE VALUE	STATED RATE	MATURITY DATE	PURCHASE DATE	BOOK VALUE	YTM 360 DAYS	YTM 365 DAYS	DESCRIPTION	MARKET VALUE
11318	FAD	3,000,000.00	0.000	05/26/2016	12/15/2015	2,992,529.17	0.551	0.559	Federal Home Loan Discount	2,997,480.00
11319	FAD	8,000,000.00	0.550	05/27/2016	12/15/2015	7,979,955.56	0.551	0.559	Federal Home Loan Discount	7,993,200.00
11335	FAD	4,000,000.00	0.370	05/27/2016	01/07/2016	3,994,203.33	0.370	0.375	Fed Natl Mtg Assoc Disc	3,996,600.00
11305	FAD	20,000,000.00	0.000	05/31/2016	12/09/2015	19,946,833.33	0.551	0.559	Federal Home Loan Discount	19,982,400.00
11344	FAD	3,000,000.00	0.390	06/01/2016	01/20/2016	2,995,677.50	0.390	0.395	Fed Natl Mtg Assoc Disc	2,997,150.00
11357	FAD	4,500,000.00	0.330	06/02/2016	02/08/2016	4,495,256.25	0.330	0.334	Federal Home Loan Discount	4,495,680.00
11343	FAD	8,000,000.00	0.400	06/03/2016	01/19/2016	7,987,911.11	0.400	0.406	Fed Home Ln Mtg Corp Disc	7,992,240.00
11366	FAD	5,000,000.00	0.000	06/06/2016	02/17/2016	4,994,576.39	0.355	0.360	Fed Natl Mtg Assoc Disc	4,995,000.00
11363	FAD	6,000,000.00	0.000	06/07/2016	02/16/2016	5,993,466.67	0.350	0.355	Fed Natl Mtg Assoc Disc	5,993,940.00
11367	FAD	5,000,000.00	0.000	06/08/2016	02/17/2016	4,994,477.78	0.355	0.360	Fed Natl Mtg Assoc Disc	4,994,900.00
11368	FAD	4,800,000.00	0.360	06/09/2016	02/18/2016	4,794,624.00	0.360	0.365	Fed Home Ln Mtg Corp Disc	4,795,056.00
11373	FAD	3,000,000.00	0.340	06/10/2016	02/24/2016	2,996,968.33	0.340	0.345	Fed Home Ln Mtg Corp Disc	2,996,880.00
11377	FAD	3,000,000.00	0.340	06/13/2016	02/26/2016	2,996,940.00	0.340	0.345	Federal Home Loan Discount	2,996,790.00
11361	FAD	4,200,000.00	0.350	06/14/2016	02/12/2016	4,194,977.50	0.350	0.355	Fed Natl Mtg Assoc Disc	4,195,464.00
11359	FAD	3,000,000.00	0.000	06/15/2016	02/11/2016	2,996,354.17	0.350	0.355	Federal Home Loan Discount	2,996,730.00
11338	FAD	5,000,000.00	0.435	06/15/2016	01/13/2016	4,990,695.83	0.435	0.441	Fed Natl Mtg Assoc Disc	4,994,550.00
11378	FAD	3,000,000.00	0.330	06/16/2016	02/26/2016	2,996,947.50	0.330	0.334	Fed Natl Mtg Assoc Disc	2,996,700.00
11379	FAD	8,000,000.00	0.340	06/17/2016	02/26/2016	7,991,537.78	0.340	0.345	Federal Home Loan Discount	7,991,120.00
11371	FAD	6,000,000.00	0.380	06/20/2016	02/22/2016	5,992,463.33	0.380	0.385	Federal Home Loan Discount	5,993,160.00
11380	FAD	5,000,000.00	0.000	06/22/2016	02/29/2016	4,994,300.00	0.360	0.365	Fed Home Ln Mtg Corp Disc	4,994,200.00
11345	FAD	4,000,000.00	0.000	06/27/2016	01/20/2016	3,992,580.00	0.420	0.426	Fed Home Ln Mtg Corp Disc	3,995,160.00
11346	FAD	3,000,000.00	0.000	06/28/2016	01/21/2016	2,994,501.25	0.415	0.421	Fed Home Ln Mtg Corp Disc	2,996,340.00
11347	FAD	3,000,000.00	0.410	06/28/2016	01/22/2016	2,994,601.67	0.410	0.416	Fed Home Ln Mtg Corp Disc	2,996,340.00
11300	FAD	12,000,000.00	0.510	06/28/2016	12/08/2015	11,965,490.00	0.519	0.527	Fed Natl Mtg Assoc Disc	11,985,360.00
11301	FAD	12,000,000.00	0.510	06/29/2016	12/08/2015	11,965,320.00	0.519	0.527	Fed Natl Mtg Assoc Disc	11,985,240.00
11302	FAD	15,000,000.00	0.510	06/30/2016	12/08/2015	14,956,437.50	0.519	0.527	Fed Natl Mtg Assoc Disc	14,981,400.00
11348	FAD	5,000,000.00	0.370	06/30/2016	01/25/2016	4,991,931.94	0.370	0.375	Fed Natl Mtg Assoc Disc	4,993,800.00

INVESTMENT #	TYPE	FACE VALUE	STATED RATE	MATURITY DATE	PURCHASE DATE	BOOK VALUE	YTM 360 DAYS	YTM 365 DAYS	DESCRIPTION	MARKET VALUE
11351	FAD	20,000,000.00	0.000	07/28/2016	01/27/2016	19,954,250.00	0.456	0.462	Fed Home Ln Mtg Corp Disc	19,968,600.00
11320	FAD	35,000,000.00	0.750	12/15/2016	12/16/2015	34,733,854.17	0.766	0.777	Fed Agric Mtg Corp Discount	34,862,450.00
11321	FAD	25,000,000.00	0.750	12/15/2016	12/17/2015	24,810,416.67	0.766	0.777	Fed Agric Mtg Corp Discount	24,901,750.00
11323	FAD	15,000,000.00	0.720	12/15/2016	12/18/2015	14,891,100.00	0.736	0.746	Federal Home Loan Discount	14,941,050.00
11332	FAD	18,000,000.00	0.000	12/15/2016	12/29/2015	17,882,080.00	0.684	0.694	Fed Natl Mtg Assoc Disc	17,929,260.00
10690	FAC	5,000,000.00	0.650	12/19/2016	03/19/2014	4,998,500.00	0.652	0.661	Federal Home Loan Bank	5,004,000.00
11358	FAC	5,000,000.00	0.600	02/15/2017	02/11/2016	5,000,000.00	0.591	0.599	Federal Home Loan Bank	4,994,050.00
11364	FAC	5,000,000.00	0.720	02/17/2017	02/17/2016	5,000,000.00	0.710	0.720	Federal Home Loan Bank	4,992,400.00
11128	FAC	5,000,000.00	0.800	05/26/2017	05/26/2015	5,000,000.00	0.789	0.800	Fed Home Ln Mtg Corp	4,998,150.00
11201	FAC	5,000,000.00	0.750	06/15/2017	09/15/2015	5,000,000.00	0.739	0.750	Fed Home Ln Mtg Corp	5,001,100.00
11165	FAC	5,000,000.00	0.850	06/23/2017	06/30/2015	5,000,000.00	0.838	0.850	Fed Home Ln Mtg Corp	5,000,150.00
11374	FAC	5,000,000.00	0.800	08/25/2017	02/25/2016	5,000,000.00	0.789	0.800	Fed Home Ln Mtg Corp	4,998,350.00
11210	FAC	5,000,000.00	1.000	09/28/2017	09/28/2015	5,000,000.00	0.986	1.000	Fed Home Ln Mtg Corp	5,001,000.00
11228	FAC	5,000,000.00	0.830	10/20/2017	10/20/2015	5,000,000.00	0.818	0.830	Federal Home Loan Bank	4,989,050.00
11281	FAC	5,000,000.00	0.900	11/24/2017	11/24/2015	4,996,250.00	0.925	0.937	Fed Home Ln Mtg Corp	4,996,400.00
11284	FAC	5,000,000.00	0.850	11/24/2017	11/24/2015	5,000,000.00	0.336	0.341	Fed Home Ln Mtg Corp	5,000,050.00
11298	FAC	5,000,000.00	1.050	12/08/2017	12/08/2015	5,000,000.00	1.035	1.050	Fed Home Ln Mtg Corp	5,000,000.00
10956	FAC	5,000,000.00	1.200	12/15/2017	12/15/2014	5,000,000.00	1.183	1.200	Fed Home Ln Mtg Corp	5,001,700.00
11315	FAC	5,000,000.00	1.050	12/15/2017	12/15/2015	5,000,000.00	1.035	1.050	Fed Home Ln Mtg Corp	5,000,700.00
11316	FAC	5,000,000.00	1.050	12/15/2017	12/15/2015	5,000,000.00	1.035	1.050	Fed Home Ln Mtg Corp	5,000,250.00
11353	FAC	5,000,000.00	1.250	01/29/2018	01/29/2016	5,000,000.00	1.232	1.250	Fed Home Ln Mtg Corp	5,012,750.00
11362	FAC	5,000,000.00	1.000	02/16/2018	02/16/2016	5,000,000.00	0.986	1.000	Federal Home Loan Bank	4,987,250.00
11286	FAC	5,000,000.00	1.050	02/26/2018	11/30/2015	5,000,000.00	1.035	1.050	Fed Home Ln Mtg Corp	5,001,550.00
11212	FAC	5,000,000.00	1.100	03/30/2018	09/30/2015	5,000,000.00	1.084	1.100	Fed Home Ln Mtg Corp	5,000,400.00
11240	FAC	5,000,000.00	1.000	04/27/2018	10/27/2015	5,000,000.00	0.986	1.000	Fed Home Ln Mtg Corp	4,990,450.00
11144	FAC	5,000,000.00	0.750	06/15/2018	06/15/2015	5,000,000.00	1.229	1.246	Fed Home Ln Mtg Corp	5,000,450.00
11328	FAC	5,000,000.00	1.250	06/28/2018	12/28/2015	5,000,000.00	1.232	1.250	Federal Home Loan Bank	5,005,750.00

INVESTMENT #	TYPE	FACE VALUE	STATED RATE	MATURITY DATE	PURCHASE DATE	BOOK VALUE	YTM 360 DAYS	YTM 365 DAYS	DESCRIPTION	MARKET VALUE
11211	FAC	5,000,000.00	1.100	06/29/2018	09/29/2015	5,000,000.00	1.085	1.100	Fed Home Ln Mtg Corp	5,002,550.00
11330	FAC	5,000,000.00	1.200	06/29/2018	12/29/2015	5,000,000.00	1.183	1.200	Fed Home Ln Mtg Corp	5,001,800.00
11331	FAC	5,000,000.00	1.300	06/29/2018	12/29/2015	5,000,000.00	1.282	1.300	Fed Home Ln Mtg Corp	5,000,900.00
11350	FAC	5,000,000.00	1.375	07/27/2018	01/27/2016	5,000,000.00	1.356	1.375	Federal Home Loan Bank	5,014,700.00
11349	FAC	5,000,000.00	1.250	10/26/2018	01/26/2016	5,000,000.00	1.233	1.250	Fed Home Ln Mtg Corp	5,005,500.00
11245	FAC	3,250,000.00	1.250	10/29/2018	10/29/2015	3,250,000.00	1.232	1.250	Fed Home Ln Mtg Corp	3,251,397.50
11369	FAC	5,000,000.00	1.250	11/19/2018	02/19/2016	5,000,000.00	1.233	1.250	Fed Home Ln Mtg Corp	5,000,650.00
11271	FAC	5,000,000.00	1.150	11/19/2018	11/19/2015	5,000,000.00	1.134	1.150	Fed Natl Mtg Assoc	5,002,500.00
11339	FAC	5,000,000.00	1.500	01/15/2019	01/15/2016	5,000,000.00	1.479	1.500	Federal Home Loan Bank	5,001,200.00
11360	FAC	5,000,000.00	1.350	02/12/2019	02/12/2016	5,000,000.00	1.331	1.350	Fed Home Ln Mtg Corp	5,000,800.00
11375	FAC	5,000,000.00	1.000	02/26/2019	02/26/2016	5,000,000.00	1.634	1.657	Fed Home Ln Mtg Corp	5,002,450.00
11376	FAC	5,000,000.00	1.300	02/26/2019	02/26/2016	5,000,000.00	1.282	1.300	Fed Home Ln Mtg Corp	5,002,550.00
10800	RRP	191,726.00	3.500	07/01/2019	07/01/2014	191,726.00	3.452	3.500	MARIN COUNTY	191,726.00
		854,525,591.95			853,007,827.07					853,806,219.45
AMORTIZATION & ACCRETION OF PREMIUMS & DISCOUNTS						201.71			ACCRUED INTEREST DISCOUNT INVESTMENTS	
		854,525,591.95			853,008,028.78					853,806,219.45



TREASURER DIVISION - DEPARTMENT OF FINANCE
PORTFOLIO SUMMARY REPORT - OPERATING FUNDS
COUNTY OF MARIN, SCHOOLS & SPECIAL DISTRICTS
February 29, 2016

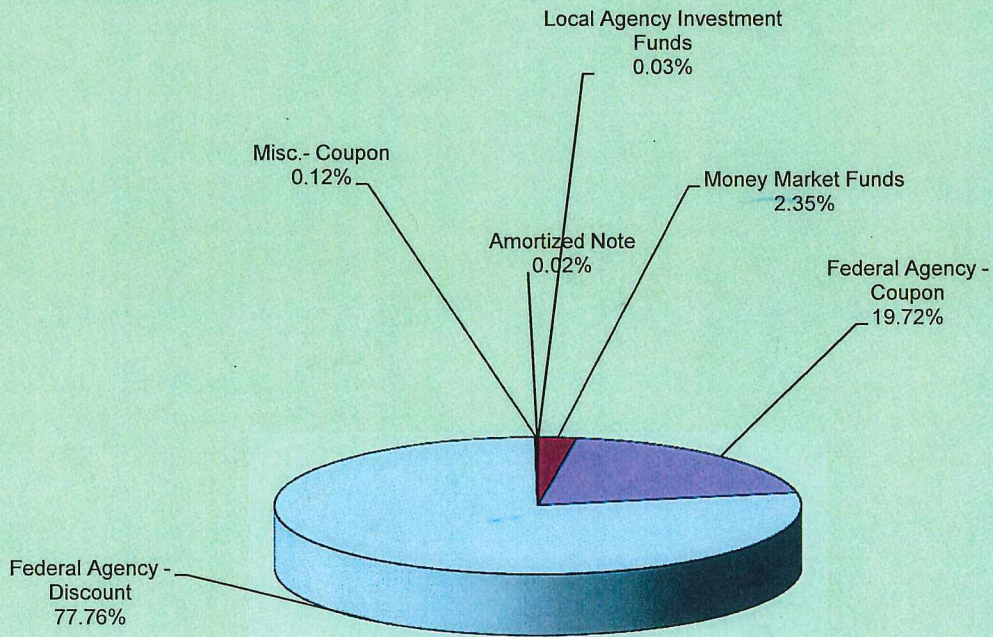
DESCRIPTION	ENDING BALANCE February 29, 2016	AVERAGE BALANCE February 29, 2016	WEIGHTED AVERAGE DAYS TO MATURITY	ANNUALIZED YIELD February 29, 2016	YIELD February 29, 2016
LOCAL AGENCY INVESTMENT FUNDS	\$237,402.42	\$237,402.42	1	0.467	0.467
MONEY MARKET FUNDS	\$20,010,318.53	\$19,355,146.12	1	0.184	0.010
FEDERAL AGENCY ISSUES - COUPON	\$168,244,750.00	\$150,487,597.54	734	1.103	1.063
FEDERAL AGENCY ISSUES - DISCOUNT	\$663,287,485.12	\$687,431,616.99	97	0.390	0.414
TREASURY SECURITIES - COUPON					
TREASURY SECURITIES - DISCOUNT					
MISC SECURITIES - COUPON	\$1,036,145.00	\$1,036,145.00	-	3.500	3.500
AMORTIZED NOTE	\$191,726.00	\$191,726.00	1,217	3.500	3.500
TOTALS & AVERAGES	\$853,007,827.07	\$858,739,634.06	220	0.514%	0.537%

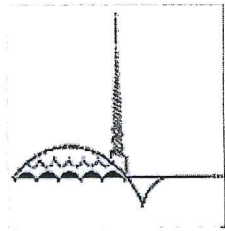
The Local Agency Investment Funds is an open ended account and is not included in the total weighted days to maturity.

**Treasurer Division - Department of Finance
 Portfolio Yield Report - Operating Funds
 County of Marin, Schools & Special Districts
 February 29, 2016**

INVESTMENT HOLDINGS	BOOK VALUE	2/29/16
Local Agency Investment Funds	\$237,402.42	0.467%
Money Market Funds	\$20,010,318.53	0.010%
Federal Agency - Coupon	\$168,244,750.00	1.063%
Federal Agency - Discount	\$663,287,485.12	0.414%
Misc.- Coupon	\$1,036,145.00	3.500%
Amortized Note	\$191,726.00	3.500%
TOTAL	\$853,007,827.07	0.537%

PORTFOLIO ALLOCATION





TREASURER DIVISION - DEPARTMENT OF FINANCE

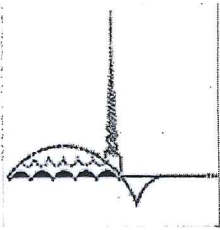
REPORT OF INVESTMENTS - NON-OPERATING FUNDS

CHILDREN & FAMILIES COMMISSION

February 29, 2016

Page 1

INVESTMENT #	TYPE	FACE VALUE	MATURITY DATE	PURCHASE DATE	BOOK VALUE	YTM 360 DAYS	YTM 365 DAYS	DESCRIPTION	MARKET VALUE
101	LA2	98,605.95	//	//	98,605.95	0.460	0.467	LOCAL AGENCY INVESTMENT FUND	98,605.95
		98,605.95			98,605.95				98,605.95



TREASURER DIVISION - DEPARTMENT OF FINANCE

REPORT OF INVESTMENTS - NON-OPERATING FUNDS

SAN RAFAEL SCHOOLS

February 29, 2016

Page 1

INVESTMENT #	TYPE	FACE VALUE	MATURITY DATE	PURCHASE DATE	BOOK VALUE	YTM 360 DAYS	YTM 365 DAYS	DESCRIPTION	MARKET VALUE
687	LA1	0.00	//	//	0.00	5.181	5.253	LOCAL AGENCY INVESTMENT FUND	0.00
746	LA1	427,128.51	//	//	427,128.51	0.460	0.467	LOCAL AGENCY INVESTMENT FUND	427,128.51
		427,128.51			427,128.51				427,128.51
AMORTIZATION & ACCRETION OF PREMIUMS & DISCOUNTS					-0-				
		427,128.51			427,128.51				427,128.51