

TREASURER

Excellent and responsive fiscal leadership.



Roy Given, CPA
DIRECTOR

May 9, 2017

Mina Martinovich, CPA
ASSISTANT DIRECTOR

Karen Shaw
FINANCE DIVISION CHIEF

Judy Arnold, President
Board of Supervisors
County of Marin
3501 Civic Center Dr. #329
San Rafael, CA 94903

Mary Jane Burke
Superintendent of Schools
Marin County Office of Education
P.O. Box 4925
San Rafael, CA 94913

Marin County Schools,
Special Districts, and
MCERA

RE: MONTHLY REPORT OF COUNTY, SCHOOLS AND DISTRICT INVESTMENTS
as of March 31, 2017.

Marin County Civic Center
3501 Civic Center Drive
Suite 209
PO Box 4220
San Rafael, CA 94913-4220
415 473 6143 T
415 473 3741 F
CRS Dial 711
www.marincounty.org/treas

Dear Investment Fund Participants:

The attached Monthly Report of County, Schools and District investments is provided for your review.

* The investments were made pursuant to Government Code Sections 53601, 53635 and comply with the County Treasurer's Statement of Investment Policy. The investment policy provides for:

- Preservation of capital through high quality investments;
- Maintenance of sufficient liquidity to meet participant operating needs; and
- A rate of return consistent with the above objectives.

* Maturities are scheduled to meet participant expenditure requirements for the next six months.

* Attached spreadsheets identify investment type, issuer, maturity date, amount invested and fair market value for each security held. Fair market values were determined by Wells Fargo Institutional Trust Services on all securities except for investments in the Local Agency Investment Fund which was valued at face value by us. Adjustments have been made for premiums, discounts and accrued interest on discount securities to make the book value and fair market value more comparable.

I trust you find this report informative. Should you have any questions do not hesitate to call me.

Respectfully submitted,

Roy Given
Director of Finance


RG: sa
Attachments

cc: Matthew Hymel, County Administrator
Marin County Treasury Oversight Committee

CA-10

**TREASURER DIVISION - DEPARTMENT OF FINANCE
 REPORT OF INVESTMENTS - OPERATING FUNDS
 COUNTY OF MARIN, SCHOOLS & SPECIAL DISTRICTS**

March 31, 2017



Page 1

INVESTMENT #	TYPE	FACE VALUE	STATED RATE	MATURITY DATE	PURCHASE DATE	BOOK VALUE	YTM 360 DAYS	YTM 365 DAYS	DESCRIPTION	MARKET VALUE
142	LA1	238,767.45	2.967	//	07/01/2011	238,767.45	0.809	0.821	Local Agency Investment Fund	238,767.45
3490	LA2	0.00	5.170	//	07/01/2011	0.00	0.000	0.001	MM-DREYFUS	0.00
9149	LA2	10,006,949.40	0.040	//	07/01/2011	10,006,949.40	0.503	0.510	MM-FIDELITY Institutional Gov	10,006,949.40
4366	LA2	0.00	4.930	//	07/01/2011	0.00	0.009	0.010	NATIONS Treasury Reserves	0.00
2246	LA2	10,009,998.17	4.760	//	07/01/2011	10,009,998.17	0.493	0.500	MM-WELLS FARGO Institutional G	10,009,998.17
11433	FAC	5,000,000.00	0.625	04/04/2017	04/04/2016	4,997,350.00	0.668	0.678	Federal Home Loan Bank	5,000,000.00
11630	FAD	3,500,000.00	0.520	04/11/2017	12/05/2016	3,493,579.44	0.520	0.528	Federal Home Loan Discount	3,499,475.00
11632	FAD	20,000,000.00	0.520	04/11/2017	12/06/2016	19,963,600.00	0.520	0.528	Federal Home Loan Discount	19,997,000.00
11639	FAD	25,000,000.00	0.520	04/11/2017	12/06/2016	24,954,500.00	0.520	0.528	Federal Home Loan Discount	24,996,250.00
11651	FAD	15,000,000.00	0.530	04/12/2017	12/09/2016	14,972,616.67	0.530	0.538	Fed Agric Mtg Corp Discount	14,997,450.00
11608	FAD	10,000,000.00	0.570	04/13/2017	11/17/2016	9,976,725.00	0.571	0.579	Federal Home Loan Discount	9,998,100.00
11629	FAD	10,000,000.00	0.500	04/13/2017	12/02/2016	9,981,666.67	0.500	0.507	Federal Home Loan Discount	9,998,100.00
11536	FAD	20,000,000.00	0.445	04/13/2017	08/26/2016	19,943,138.89	0.454	0.460	Fed Home Ln Mtg Corp Disc	19,996,200.00
11627	FAD	3,000,000.00	0.509	04/17/2017	12/01/2016	2,994,177.60	0.510	0.518	Federal Home Loan Discount	2,999,190.00
11628	FAD	3,000,000.00	0.510	04/18/2017	12/01/2016	2,994,135.00	0.510	0.518	Federal Home Loan Discount	2,999,130.00
11645	FAD	3,000,000.00	0.510	04/19/2017	12/08/2016	2,994,390.00	0.510	0.518	Federal Home Loan Discount	2,999,070.00
11631	FAD	12,000,000.00	0.000	04/20/2017	12/06/2016	11,977,050.00	0.510	0.518	Federal Home Loan Discount	11,996,040.00
11591	FAD	8,500,000.00	0.440	04/24/2017	11/04/2016	8,482,235.00	0.440	0.447	Federal Home Loan Discount	8,496,600.00
11646	FAD	4,000,000.00	0.510	04/25/2017	12/08/2016	3,992,180.00	0.510	0.518	Federal Home Loan Discount	3,998,320.00
11676	FAD	3,000,000.00	0.520	04/26/2017	12/22/2016	2,994,583.33	0.520	0.528	Fed Natl Mtg Assoc Disc	2,998,680.00
11647	FAD	4,000,000.00	0.000	04/27/2017	12/08/2016	3,992,066.67	0.511	0.518	Federal Home Loan Discount	3,998,160.00
11590	FAD	22,000,000.00	0.440	04/28/2017	11/03/2016	21,952,675.56	0.440	0.447	Federal Home Loan Discount	21,989,440.00

INVESTMENT #	TYPE	FACE VALUE	STATED RATE	MATURITY DATE	PURCHASE DATE	BOOK VALUE	YTM 360 DAYS	YTM 365 DAYS	DESCRIPTION	MARKET VALUE
11609	FAD	5,000,000.00	0.560	04/28/2017	11/17/2016	4,987,400.00	0.561	0.569	Federal Home Loan Discount	4,997,600.00
11625	FAD	2,500,000.00	0.000	05/01/2017	11/30/2016	2,494,300.00	0.541	0.548	Federal Home Loan Discount	2,498,575.00
11640	FAD	3,000,000.00	0.000	05/02/2017	12/07/2016	2,993,795.00	0.511	0.518	Federal Home Loan Discount	2,998,230.00
11633	FAD	5,000,000.00	0.550	05/03/2017	12/06/2016	4,988,694.44	0.551	0.558	Federal Home Loan Discount	4,996,950.00
11634	FAD	3,000,000.00	0.550	05/04/2017	12/06/2016	2,993,170.83	0.551	0.558	Federal Home Loan Discount	2,998,110.00
11635	FAD	8,000,000.00	0.550	05/05/2017	12/06/2016	7,981,666.67	0.551	0.558	Federal Home Loan Discount	7,994,800.00
11648	FAD	10,000,000.00	0.000	05/08/2017	12/08/2016	9,976,091.67	0.571	0.579	Federal Home Loan Discount	9,992,900.00
11641	FAD	3,000,000.00	0.560	05/09/2017	12/07/2016	2,992,860.00	0.561	0.569	Federal Home Loan Discount	2,997,810.00
11642	FAD	3,000,000.00	0.000	05/10/2017	12/07/2016	2,992,813.33	0.561	0.569	Federal Home Loan Discount	2,997,750.00
11643	FAD	3,000,000.00	0.560	05/11/2017	12/07/2016	2,992,766.67	0.561	0.569	Federal Home Loan Discount	2,997,690.00
11644	FAD	3,000,000.00	0.560	05/12/2017	12/07/2016	2,992,720.00	0.561	0.569	Federal Home Loan Discount	2,997,630.00
11649	FAD	5,000,000.00	0.000	05/15/2017	12/08/2016	4,987,491.67	0.571	0.579	Federal Home Loan Discount	4,995,750.00
11652	FAD	3,000,000.00	0.000	05/16/2017	12/09/2016	2,992,495.00	0.571	0.579	Federal Home Loan Discount	2,997,390.00
11653	FAD	3,000,000.00	0.000	05/17/2017	12/09/2016	2,992,447.50	0.571	0.579	Federal Home Loan Discount	2,997,330.00
11654	FAD	3,000,000.00	0.570	05/18/2017	12/09/2016	2,992,400.00	0.571	0.579	Federal Home Loan Discount	2,997,270.00
11593	FAD	8,000,000.00	0.490	05/19/2017	11/08/2016	7,979,093.33	0.494	0.501	Fed Natl Mtg Assoc Disc	7,992,560.00
11650	FAD	15,000,000.00	0.570	05/22/2017	12/08/2016	14,960,812.50	0.571	0.579	Federal Home Loan Discount	14,985,150.00
11655	FAD	4,000,000.00	0.570	05/23/2017	12/09/2016	3,989,550.00	0.571	0.579	Federal Home Loan Discount	3,995,960.00
11656	FAD	3,000,000.00	0.570	05/24/2017	12/09/2016	2,992,115.00	0.571	0.579	Federal Home Loan Discount	2,996,910.00
11657	FAD	3,000,000.00	0.570	05/25/2017	12/09/2016	2,992,067.50	0.571	0.579	Federal Home Loan Discount	2,996,850.00
11658	FAD	3,000,000.00	0.570	05/26/2017	12/09/2016	2,992,020.00	0.571	0.579	Federal Home Loan Discount	2,996,790.00
11659	FAD	3,000,000.00	0.570	05/30/2017	12/09/2016	2,991,830.00	0.571	0.579	Federal Home Loan Discount	2,996,520.00
11666	FAD	15,000,000.00	0.000	05/31/2017	12/13/2016	14,959,158.33	0.581	0.589	Federal Home Loan Discount	14,982,300.00
11683	FAD	7,000,000.00	0.560	05/31/2017	12/23/2016	6,982,686.67	0.561	0.569	Federal Home Loan Discount	6,991,740.00
11660	FAD	3,000,000.00	0.000	06/01/2017	12/12/2016	2,992,447.50	0.531	0.538	Fed Home Ln Mtg Corp Disc	2,996,310.00
11636	FAD	10,000,000.00	0.550	06/02/2017	12/06/2016	9,972,805.56	0.551	0.559	Federal Home Loan Discount	9,987,500.00
11661	FAD	4,000,000.00	0.530	06/05/2017	12/12/2016	3,989,694.44	0.531	0.538	Fed Home Ln Mtg Corp Disc	3,994,760.00

INVESTMENT #	TYPE	FACE VALUE	STATED RATE	MATURITY DATE	PURCHASE DATE	BOOK VALUE	YTM 360 DAYS	YTM 365 DAYS	DESCRIPTION	MARKET VALUE
11662	FAD	4,000,000.00	0.530	06/06/2017	12/12/2016	3,989,635.56	0.531	0.538	Fed Home Ln Mtg Corp Disc	3,994,680.00
11663	FAD	5,000,000.00	0.530	06/07/2017	12/12/2016	4,986,970.83	0.531	0.538	Fed Home Ln Mtg Corp Disc	4,993,250.00
11664	FAD	4,000,000.00	0.530	06/08/2017	12/12/2016	3,989,517.78	0.531	0.538	Fed Home Ln Mtg Corp Disc	3,994,520.00
11665	FAD	4,000,000.00	0.530	06/09/2017	12/12/2016	3,989,458.89	0.531	0.538	Fed Home Ln Mtg Corp Disc	3,994,400.00
11684	FAD	3,000,000.00	0.000	06/12/2017	12/23/2016	2,992,020.00	0.561	0.569	Federal Home Loan Discount	2,995,620.00
11693	FAD	3,000,000.00	0.000	06/13/2017	01/03/2017	2,993,560.00	0.481	0.487	Fed Home Ln Mtg Corp Disc	2,995,560.00
11688	FAD	3,000,000.00	0.580	06/14/2017	12/28/2016	2,991,880.00	0.581	0.589	Fed Natl Mtg Assoc Disc	2,995,500.00
11494	FAD	5,000,000.00	0.540	06/15/2017	06/20/2016	4,973,000.00	0.549	0.557	Fed Home Ln Mtg Corp Disc	4,992,400.00
11689	FAD	4,500,000.00	0.580	06/15/2017	12/28/2016	4,487,747.50	0.581	0.589	Fed Natl Mtg Assoc Disc	4,493,160.00
11637	FAD	8,000,000.00	0.000	06/16/2017	12/06/2016	7,974,400.00	0.608	0.617	Federal Home Loan Discount	7,987,680.00
11692	FAD	5,000,000.00	0.000	06/19/2017	12/30/2016	4,986,937.50	0.551	0.559	Fed Natl Mtg Assoc Disc	4,992,000.00
11669	FAD	3,000,000.00	0.630	06/20/2017	12/15/2016	2,990,182.50	0.639	0.648	Federal Home Loan Discount	2,995,140.00
11678	FAD	3,000,000.00	0.540	06/21/2017	12/23/2016	2,991,900.00	0.541	0.548	Fed Home Ln Mtg Corp Disc	2,995,050.00
11679	FAD	3,000,000.00	0.540	06/22/2017	12/23/2016	2,991,855.00	0.541	0.548	Fed Home Ln Mtg Corp Disc	2,994,990.00
11680	FAD	3,000,000.00	0.540	06/23/2017	12/23/2016	2,991,810.00	0.541	0.548	Fed Home Ln Mtg Corp Disc	2,994,930.00
11681	FAD	4,000,000.00	0.000	06/26/2017	12/23/2016	3,988,900.00	0.547	0.555	Fed Home Ln Mtg Corp Disc	3,993,000.00
11694	FAD	3,000,000.00	0.000	06/27/2017	01/03/2017	2,992,854.17	0.491	0.497	Fed Home Ln Mtg Corp Disc	2,994,690.00
11671	FAD	15,000,000.00	0.620	06/28/2017	12/16/2016	14,949,883.33	0.629	0.637	Federal Home Loan Discount	14,973,150.00
11677	FAD	3,000,000.00	0.610	06/28/2017	12/22/2016	2,990,443.33	0.618	0.627	Federal Home Loan Discount	2,994,630.00
11670	FAD	13,000,000.00	0.630	06/29/2017	12/15/2016	12,955,410.00	0.639	0.648	Federal Home Loan Discount	12,976,470.00
11638	FAD	22,000,000.00	0.600	06/30/2017	12/06/2016	21,924,466.67	0.609	0.617	Federal Home Loan Discount	21,959,740.00
11697	FAD	4,000,000.00	0.000	07/05/2017	01/06/2017	3,989,000.00	0.551	0.559	Federal Home Loan Discount	3,991,960.00
11698	FAD	3,500,000.00	0.550	07/06/2017	01/09/2017	3,490,481.94	0.551	0.559	Federal Home Loan Discount	3,492,860.00
11700	FAD	4,000,000.00	0.550	07/07/2017	01/12/2017	3,989,244.44	0.551	0.559	Federal Home Loan Discount	3,991,760.00
11695	FAD	3,000,000.00	0.590	07/10/2017	01/04/2017	2,990,805.83	0.595	0.603	Federal Home Loan Discount	2,993,640.00
11699	FAD	5,500,000.00	0.000	07/11/2017	01/10/2017	5,485,819.17	0.511	0.518	Fed Home Ln Mtg Corp Disc	5,488,230.00
11702	FAD	3,000,000.00	0.550	07/12/2017	01/17/2017	2,991,933.33	0.551	0.559	Federal Home Loan Discount	2,993,490.00

INVESTMENT #	TYPE	FACE VALUE	STATED RATE	MATURITY DATE	PURCHASE DATE	BOOK VALUE	YTM		DESCRIPTION	MARKET VALUE
							360 DAYS	365 DAYS		
11712	FAD	3,000,000.00	0.535	07/13/2017	01/27/2017	2,992,554.58	0.536	0.543	Fed Home Ln Mtg Corp Disc	2,993,430.00
11703	FAD	8,000,000.00	0.560	07/14/2017	01/17/2017	7,977,848.89	0.561	0.569	Federal Home Loan Discount	7,982,320.00
11704	FAD	7,000,000.00	0.000	07/17/2017	01/18/2017	6,980,400.00	0.561	0.569	Federal Home Loan Discount	6,984,110.00
11705	FAD	4,000,000.00	0.630	07/18/2017	01/23/2017	3,987,680.00	0.631	0.640	Federal Home Loan Discount	3,990,800.00
11706	FAD	4,000,000.00	0.000	07/19/2017	01/23/2017	3,987,610.00	0.631	0.640	Federal Home Loan Discount	3,990,720.00
11707	FAD	4,000,000.00	0.630	07/20/2017	01/23/2017	3,987,540.00	0.631	0.640	Federal Home Loan Discount	3,990,640.00
11708	FAD	4,000,000.00	0.630	07/21/2017	01/23/2017	3,987,470.00	0.631	0.640	Federal Home Loan Discount	3,990,560.00
11709	FAD	4,500,000.00	0.000	07/24/2017	01/23/2017	4,485,667.50	0.632	0.640	Federal Home Loan Discount	4,489,065.00
11701	FAD	4,000,000.00	0.000	07/25/2017	01/12/2017	3,988,144.44	0.555	0.562	Fed Home Ln Mtg Corp Disc	3,990,200.00
11713	FAD	3,000,000.00	0.000	07/26/2017	01/27/2017	2,991,150.00	0.591	0.599	Fed Home Ln Mtg Corp Disc	2,992,590.00
11668	FAD	28,000,000.00	0.000	07/27/2017	12/14/2016	27,888,000.00	0.650	0.659	Federal Home Loan Discount	27,930,280.00
11672	FAD	25,000,000.00	0.620	07/27/2017	12/16/2016	24,903,986.11	0.629	0.638	Federal Home Loan Discount	24,937,750.00
11673	FAD	10,000,000.00	0.620	07/28/2017	12/16/2016	9,961,422.22	0.629	0.638	Federal Home Loan Discount	9,974,900.00
11674	FAD	4,000,000.00	0.000	07/31/2017	12/16/2016	3,984,362.22	0.629	0.638	Federal Home Loan Discount	3,989,680.00
11696	FAD	7,500,000.00	0.590	07/31/2017	01/05/2017	7,474,556.25	0.596	0.604	Federal Home Loan Discount	7,480,650.00
11716	FAD	4,000,000.00	0.620	08/01/2017	02/01/2017	3,987,531.11	0.621	0.630	Fed Home Ln Mtg Corp Disc	3,989,480.00
11717	FAD	3,000,000.00	0.000	08/02/2017	02/02/2017	2,990,648.33	0.621	0.630	Fed Home Ln Mtg Corp Disc	2,992,050.00
11718	FAD	3,000,000.00	0.620	08/03/2017	02/02/2017	2,990,596.67	0.621	0.630	Fed Home Ln Mtg Corp Disc	2,991,960.00
11719	FAD	3,000,000.00	0.620	08/04/2017	02/02/2017	2,990,545.00	0.625	0.634	Fed Home Ln Mtg Corp Disc	2,991,900.00
11725	FAD	7,000,000.00	0.610	08/07/2017	02/15/2017	6,979,480.28	0.611	0.620	Fed Home Ln Mtg Corp Disc	6,980,680.00
11720	FAD	3,000,000.00	0.620	08/08/2017	02/03/2017	2,990,390.00	0.625	0.634	Federal Home Loan Discount	2,991,630.00
11721	FAD	3,000,000.00	0.000	08/09/2017	02/03/2017	2,990,338.33	0.625	0.634	Federal Home Loan Discount	2,991,570.00
11714	FAD	7,000,000.00	0.600	08/11/2017	01/27/2017	6,977,133.33	0.605	0.614	Fed Home Ln Mtg Corp Disc	6,980,050.00
11726	FAD	5,000,000.00	0.650	08/14/2017	02/16/2017	4,983,840.28	0.652	0.661	Federal Home Loan Discount	4,985,400.00
11729	FAD	3,500,000.00	0.660	08/17/2017	02/22/2017	3,488,706.67	0.662	0.671	Federal Home Loan Discount	3,489,570.00
11730	FAD	3,500,000.00	0.660	08/18/2017	02/22/2017	3,488,642.50	0.662	0.671	Federal Home Loan Discount	3,489,465.00
11731	FAD	3,500,000.00	0.660	08/21/2017	02/23/2017	3,488,514.17	0.662	0.671	Federal Home Loan Discount	3,489,255.00


INVESTMENT #	TYPE	FACE VALUE	STATED RATE	MATURITY DATE	PURCHASE DATE	BOOK VALUE	YTM 360 DAYS	YTM 365 DAYS	DESCRIPTION	MARKET VALUE
11727	FAD	3,000,000.00	0.640	08/22/2017	02/17/2017	2,990,080.00	0.645	0.654	Federal Home Loan Discount	2,990,730.00
11732	FAD	3,500,000.00	0.645	08/22/2017	02/27/2017	3,488,963.33	0.647	0.656	Federal Home Loan Discount	3,489,185.00
11728	FAD	3,000,000.00	0.640	08/23/2017	02/17/2017	2,990,026.67	0.646	0.654	Federal Home Loan Discount	2,990,640.00
11733	FAD	3,500,000.00	0.645	08/24/2017	02/27/2017	3,488,837.92	0.647	0.656	Federal Home Loan Discount	3,489,010.00
11374	FAC	5,000,000.00	0.800	08/25/2017	02/25/2016	5,000,000.00	0.789	0.800	Fed Home Ln Mtg Corp	4,997,150.00
11734	FAD	8,000,000.00	0.645	08/25/2017	02/27/2017	7,974,343.33	0.647	0.656	Federal Home Loan Discount	7,974,720.00
11723	FAD	6,500,000.00	0.000	08/28/2017	02/09/2017	6,477,250.00	0.636	0.645	Fed Home Ln Mtg Corp Disc	6,479,005.00
11741	FAD	2,000,000.00	0.000	08/29/2017	03/07/2017	1,992,125.00	0.813	0.824	Fed Home Ln Mtg Corp Disc	1,993,500.00
11736	FAD	3,000,000.00	0.730	08/30/2017	03/01/2017	2,988,928.33	0.732	0.742	Fed Home Ln Mtg Corp Disc	2,990,190.00
11740	FAD	6,000,000.00	0.830	08/31/2017	03/06/2017	5,975,376.67	0.833	0.844	Federal Home Loan Discount	5,980,260.00
11737	FAD	8,500,000.00	0.830	08/31/2017	03/02/2017	8,464,333.06	0.833	0.845	Fed Home Ln Mtg Corp Disc	8,472,035.00
11739	FAD	3,500,000.00	0.830	08/31/2017	03/03/2017	3,485,394.31	0.833	0.845	Fed Home Ln Mtg Corp Disc	3,488,485.00
11742	FAD	3,000,000.00	0.000	09/01/2017	03/07/2017	2,987,836.67	0.823	0.834	Fed Home Ln Mtg Corp Disc	2,989,320.00
11760	FAD	3,000,000.00	0.000	09/05/2017	03/21/2017	2,987,820.00	0.873	0.885	Fed Home Ln Mtg Corp Disc	2,989,020.00
11541	FAC	5,000,000.00	0.680	09/06/2017	09/06/2016	5,000,000.00	0.670	0.680	Federal Farm Credit Bank	4,996,800.00
11761	FAD	4,500,000.00	0.870	09/07/2017	03/21/2017	4,481,512.50	0.873	0.885	Fed Home Ln Mtg Corp Disc	4,483,305.00
11762	FAD	6,000,000.00	0.870	09/08/2017	03/22/2017	5,975,350.00	0.873	0.885	Fed Home Ln Mtg Corp Disc	5,977,620.00
11763	FAD	4,500,000.00	0.870	09/08/2017	03/24/2017	4,481,730.00	0.873	0.885	Fed Home Ln Mtg Corp Disc	4,483,215.00
11743	FAD	4,500,000.00	0.820	09/11/2017	03/07/2017	4,480,730.00	0.841	0.853	Fed Home Ln Mtg Corp Disc	4,482,900.00
11744	FAD	2,000,000.00	0.830	09/11/2017	03/08/2017	1,991,377.22	0.851	0.863	Fed Home Ln Mtg Corp Disc	1,992,400.00
11756	FAD	3,500,000.00	0.870	09/15/2017	03/16/2017	3,484,521.25	0.893	0.905	Fed Home Ln Mtg Corp Disc	3,486,350.00
11745	FAD	4,000,000.00	0.840	09/18/2017	03/08/2017	3,981,893.33	0.861	0.873	Fed Home Ln Mtg Corp Disc	3,984,120.00
11746	FAD	3,000,000.00	0.000	09/19/2017	03/09/2017	2,986,258.33	0.872	0.884	Fed Home Ln Mtg Corp Disc	2,988,030.00
11747	FAD	3,000,000.00	0.000	09/20/2017	03/09/2017	2,986,187.50	0.871	0.884	Fed Home Ln Mtg Corp Disc	2,987,970.00
11758	FAD	4,000,000.00	0.850	09/21/2017	03/20/2017	3,982,527.78	0.872	0.884	Federal Home Loan Discount	3,983,840.00
11552	FAD	8,000,000.00	0.590	09/22/2017	09/23/2016	7,952,275.56	0.600	0.609	Fed Home Ln Mtg Corp Disc	7,967,520.00
11757	FAD	7,000,000.00	0.000	09/25/2017	03/17/2017	6,967,146.67	0.903	0.915	Fed Home Ln Mtg Corp Disc	6,971,090.00

INVESTMENT #	TYPE	FACE VALUE	STATED RATE	MATURITY DATE	PURCHASE DATE	BOOK VALUE	YTM 360 DAYS	YTM 365 DAYS	DESCRIPTION	MARKET VALUE
11423	FAC	5,000,000.00	0.850	09/29/2017	03/29/2016	5,000,000.00	0.838	0.850	Fed Home Ln Mtg Corp	4,996,850.00
11448	FAC	5,000,000.00	0.850	10/13/2017	04/13/2016	5,000,000.00	0.838	0.850	Fed Home Ln Mtg Corp	5,000,050.00
11724	FAD	6,000,000.00	0.780	11/13/2017	02/14/2017	5,964,640.00	0.792	0.803	Fed Agric Mtg Corp Discount	5,966,040.00
11281	FAC	5,000,000.00	0.900	11/24/2017	11/24/2015	4,996,250.00	0.925	0.937	Fed Home Ln Mtg Corp	4,995,400.00
11284	FAC	5,000,000.00	0.850	11/24/2017	11/24/2015	5,000,000.00	0.336	0.341	Fed Home Ln Mtg Corp	4,992,600.00
11751	FAD	7,000,000.00	1.050	11/29/2017	03/15/2017	6,947,120.83	1.075	1.090	Federal Farm Credit Bank Disc	6,957,510.00
11768	FAD	4,426,000.00	0.825	12/01/2017	03/29/2017	4,400,947.00	0.843	0.855	Federal Home Loan Discount	4,398,027.68
11766	FAD	12,000,000.00	0.930	12/14/2017	03/27/2017	11,918,780.00	0.951	0.964	Fed Home Ln Mtg Corp Disc	11,920,080.00
11769	FAD	14,000,000.00	0.930	12/14/2017	03/29/2017	13,905,966.67	0.951	0.964	Fed Home Ln Mtg Corp Disc	13,906,760.00
11772	FAD	50,000,000.00	0.930	12/14/2017	03/31/2017	49,666,750.00	0.949	0.962	Fed Home Ln Mtg Corp Disc	49,667,000.00
11749	FAD	2,300,000.00	1.040	12/15/2017	03/14/2017	2,281,661.33	1.064	1.079	Federal Farm Credit Bank Disc	2,284,636.00
11508	FAC	5,000,000.00	0.700	12/29/2017	06/29/2016	5,000,000.00	0.690	0.700	Fed Home Ln Mtg Corp	4,985,200.00
11509	FAC	5,000,000.00	0.830	12/29/2017	06/29/2016	5,000,000.00	0.818	0.830	Fed Home Ln Mtg Corp	4,989,150.00
11362	FAC	5,000,000.00	1.000	02/16/2018	02/16/2016	5,000,000.00	0.986	1.000	Federal Home Loan Bank	4,991,300.00
11759	FAD	5,000,000.00	1.080	02/16/2018	03/20/2017	4,950,050.00	1.104	1.119	Fed Agric Mtg Corp Discount	4,956,600.00
11752	FAD	4,000,000.00	1.040	03/01/2018	03/15/2017	3,959,440.00	1.062	1.077	Fed Home Ln Mtg Corp Disc	3,963,120.00
11754	FAD	3,000,000.00	1.020	03/02/2018	03/16/2017	2,970,165.00	1.042	1.056	Fed Home Ln Mtg Corp Disc	2,972,250.00
11755	FAD	3,000,000.00	1.020	03/06/2018	03/16/2017	2,969,825.00	1.042	1.056	Fed Home Ln Mtg Corp Disc	2,971,920.00
11748	FAC	5,000,000.00	1.125	03/14/2018	03/14/2017	5,000,000.00	1.109	1.125	Federal Home Loan Bank	4,999,600.00
11491	FAC	5,000,000.00	0.750	03/15/2018	06/15/2016	5,000,000.00	0.839	0.850	Federal Home Loan Bank	4,994,950.00
11753	FAD	5,000,000.00	1.090	03/15/2018	03/15/2017	4,944,743.06	1.114	1.129	Federal Home Loan Discount	4,951,950.00
11468	FAC	5,000,000.00	1.000	05/11/2018	05/11/2016	5,000,000.00	0.985	0.999	Fed Home Ln Mtg Corp	4,989,000.00
11473	FAC	5,000,000.00	1.000	05/18/2018	05/18/2016	5,000,000.00	0.986	1.000	Federal Home Loan Bank	4,988,500.00
11477	FAC	5,000,000.00	0.750	05/25/2018	05/25/2016	5,000,000.00	1.228	1.245	Fed Home Ln Mtg Corp	4,990,600.00
11544	FAC	5,000,000.00	1.000	06/15/2018	09/15/2016	5,000,000.00	0.984	0.998	Federal Home Loan Bank	4,978,150.00
11396	FAC	5,000,000.00	1.050	06/15/2018	03/15/2016	5,000,000.00	1.035	1.050	Fed Home Ln Mtg Corp	4,979,800.00
11765	FAC	5,000,000.00	1.180	06/27/2018	03/27/2017	5,000,000.00	1.162	1.178	Federal Farm Credit Bank	5,000,600.00

INVESTMENT #	TYPE	FACE VALUE	STATED RATE	MATURITY DATE	PURCHASE DATE	BOOK VALUE	YTM 360 DAYS	YTM 365 DAYS	DESCRIPTION	MARKET VALUE
11520	FAC	5,000,000.00	0.850	07/13/2018	07/13/2016	5,000,000.00	0.838	0.850	Fed Natl Mtg Assoc	4,977,900.00
11463	FAC	5,000,000.00	1.000	07/27/2018	04/27/2016	5,000,000.00	0.986	1.000	Fed Home Ln Mtg Corp	4,985,200.00
11524	FAC	5,000,000.00	0.875	07/27/2018	07/27/2016	5,000,000.00	0.863	0.875	Fed Natl Mtg Assoc	4,973,750.00
11384	FAC	5,000,000.00	1.000	09/07/2018	03/07/2016	5,000,000.00	0.986	1.000	Fed Home Ln Mtg Corp	4,990,100.00
11554	FAC	5,000,000.00	0.750	09/28/2018	09/28/2016	5,000,000.00	1.291	1.309	Federal Home Loan Bank	4,995,600.00
11504	FAC	5,000,000.00	1.150	09/28/2018	06/28/2016	5,000,000.00	1.134	1.150	Fed Home Ln Mtg Corp	4,985,850.00
11570	FAC	1,300,000.00	1.070	10/18/2018	10/18/2016	1,300,000.00	1.055	1.070	Fed Home Ln Mtg Corp	1,292,265.00
11580	FAC	5,000,000.00	0.625	10/26/2018	10/26/2016	5,000,000.00	1.169	1.185	Fed Home Ln Mtg Corp	4,998,800.00
11271	FAC	5,000,000.00	1.150	11/19/2018	11/19/2015	5,000,000.00	1.134	1.150	Fed Natl Mtg Assoc	5,000,100.00
11622	FAC	5,000,000.00	1.050	11/28/2018	11/28/2016	5,000,000.00	1.035	1.050	Fed Home Ln Mtg Corp	4,958,600.00
11624	FAC	5,000,000.00	1.010	11/30/2018	11/30/2016	5,000,000.00	0.996	1.010	Fed Home Ln Mtg Corp	4,972,400.00
11667	FAC	5,000,000.00	1.200	12/14/2018	12/14/2016	5,000,000.00	1.183	1.200	Fed Home Ln Mtg Corp	4,968,600.00
11675	FAC	5,000,000.00	1.200	12/21/2018	12/21/2016	5,000,000.00	1.183	1.200	Fed Home Ln Mtg Corp	4,992,050.00
11767	FAC	3,500,000.00	1.000	12/28/2018	03/28/2017	3,500,000.00	0.986	1.000	Federal Home Loan Bank	3,499,580.00
11710	FAC	5,000,000.00	1.000	01/25/2019	01/25/2017	5,000,000.00	1.414	1.433	Fed Home Ln Mtg Corp	4,993,650.00
11522	FAC	5,000,000.00	1.000	01/25/2019	07/25/2016	5,000,000.00	0.986	1.000	Fed Natl Mtg Assoc	4,954,500.00
11722	FAC	5,000,000.00	1.000	02/08/2019	02/08/2017	5,000,000.00	1.414	1.434	Fed Home Ln Mtg Corp	4,995,050.00
11539	FAC	5,000,000.00	1.000	02/28/2019	08/30/2016	5,000,000.00	0.986	1.000	Federal Home Loan Bank	4,958,050.00
11750	FAC	5,000,000.00	1.375	03/15/2019	03/15/2017	5,000,000.00	1.356	1.375	Fed Home Ln Mtg Corp	4,997,150.00
11555	FAC	5,000,000.00	1.125	03/29/2019	09/29/2016	5,000,000.00	1.109	1.125	Fed Home Ln Mtg Corp	4,957,600.00
11602	FAC	5,000,000.00	1.100	05/15/2019	11/15/2016	5,000,000.00	1.084	1.100	Fed Home Ln Mtg Corp	5,003,550.00
10800	RRP	146,238.79	3.500	07/01/2019	07/01/2014	146,238.79	3.452	3.500	MARIN COUNTY	146,238.79
11711	FAC	5,000,000.00	1.500	07/26/2019	01/26/2017	5,000,000.00	1.479	1.500	Fed Home Ln Mtg Corp	4,994,650.00
11523	FAC	5,000,000.00	0.750	07/26/2019	07/26/2016	5,000,000.00	1.227	1.244	Fed Natl Mtg Assoc	4,959,200.00
11530	FAC	5,000,000.00	1.250	08/15/2019	08/15/2016	5,000,000.00	1.232	1.250	Fed Home Ln Mtg Corp	4,938,350.00
11531	FAC	5,000,000.00	0.750	08/16/2019	08/16/2016	5,000,000.00	1.634	1.656	Fed Home Ln Mtg Corp	4,988,450.00
11542	FAC	5,000,000.00	1.125	09/09/2019	09/09/2016	4,995,000.00	1.143	1.159	Fed Natl Mtg Assoc	4,925,350.00

INVESTMENT #	TYPE	FACE VALUE	STATED RATE	MATURITY DATE	PURCHASE DATE	BOOK VALUE	YTM 360 DAYS	YTM 365 DAYS	DESCRIPTION	MARKET VALUE
11546	FAC	5,000,000.00	0.850	09/16/2019	09/16/2016	5,000,000.00	1.568	1.590	Fed Home Ln Mtg Corp	4,981,800.00
11764	FAC	5,000,000.00	1.250	09/27/2019	03/27/2017	5,000,000.00	1.672	1.696	Federal Home Loan Bank	5,003,000.00
11771	FAC	5,000,000.00	1.570	09/27/2019	03/30/2017	5,000,000.00	1.548	1.570	Fed Home Ln Mtg Corp	4,998,850.00
11558	FAC	5,000,000.00	1.000	09/30/2019	09/30/2016	5,000,000.00	1.593	1.616	Fed Home Ln Mtg Corp	4,989,800.00
11577	FAC	3,035,000.00	0.750	10/24/2019	10/24/2016	3,035,000.00	1.533	1.554	Fed Home Ln Mtg Corp	3,026,016.40
11584	FAC	5,000,000.00	1.300	10/25/2019	10/28/2016	5,000,000.00	1.282	1.300	Fed Home Ln Mtg Corp	4,940,900.00
11579	FAC	5,000,000.00	1.200	10/25/2019	10/25/2016	5,000,000.00	1.183	1.200	Fed Natl Mtg Assoc	4,939,200.00
11715	FAC	5,000,000.00	1.625	10/28/2019	01/30/2017	5,000,000.00	1.603	1.625	Fed Home Ln Mtg Corp	5,000,100.00
11685	FAC	3,000,000.00	1.100	12/27/2019	12/27/2016	3,000,000.00	1.832	1.858	Fed Natl Mtg Assoc	2,998,170.00
11690	FAC	5,000,000.00	1.500	12/30/2019	12/30/2016	5,000,000.00	1.479	1.500	Fed Home Ln Mtg Corp	4,990,250.00
11691	FAC	5,000,000.00	1.250	12/30/2019	12/30/2016	5,000,000.00	1.617	1.639	Fed Home Ln Mtg Corp	4,986,200.00
11735	FAC	2,000,000.00	1.800	02/28/2020	02/28/2017	2,000,000.00	1.775	1.800	Fed Home Ln Mtg Corp	1,998,560.00
11770	FAC	5,000,000.00	1.900	03/30/2020	03/30/2017	5,000,000.00	1.873	1.900	Fed Home Ln Mtg Corp	5,000,650.00
11738	RRP	816,144.00	4.500	02/28/2022	03/01/2017	816,144.00	4.438	4.500	MARIN COUNTY	816,144.00

1,138,779,097.81	1,135,754,202.22	1,135,863,537.89
AMORTIZATION & ACCRETION OF PREMIUMS & DISCOUNTS	515.98	ACCRUED INTEREST DISCOUNT INVESTMENTS
1,138,779,097.81	1,135,754,718.20	1,135,863,537.89



TREASURER DIVISION - DEPARTMENT OF FINANCE
 PORTFOLIO SUMMARY REPORT - OPERATING FUNDS
 COUNTY OF MARIN, SCHOOLS & SPECIAL DISTRICTS
 March 31, 2017

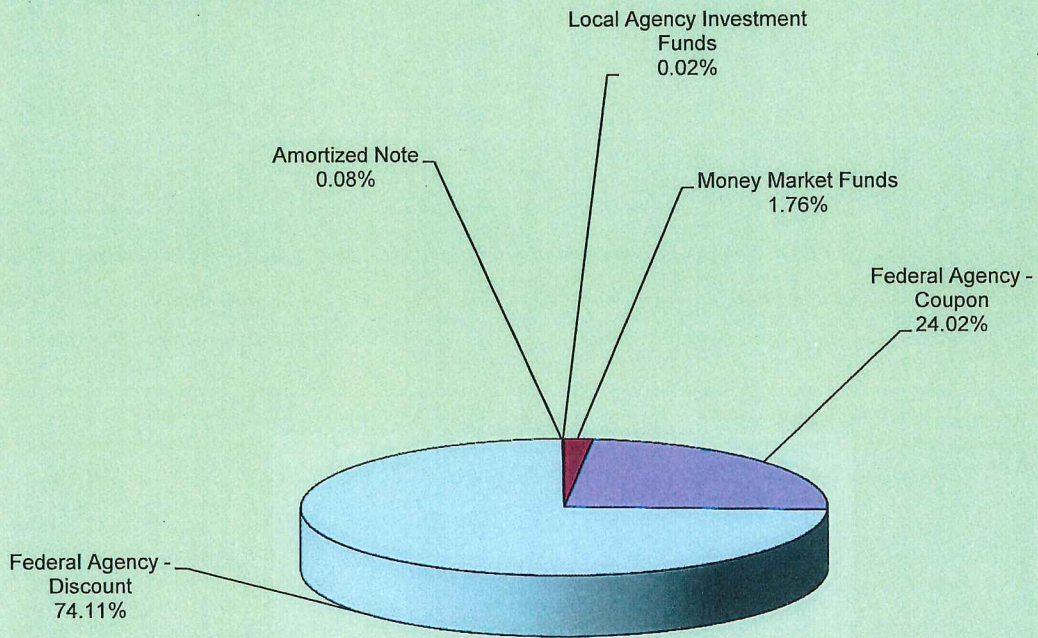
DESCRIPTION	ENDING BALANCE March 31, 2017	AVERAGE BALANCE March 31, 2017	WEIGHTED AVERAGE DAYS TO MATURITY	ANNUALIZED YIELD March 31, 2017	YIELD March 31, 2017
LOCAL AGENCY INVESTMENT FUNDS	\$238,767.45	\$238,767.45	1	0.821	0.821
MONEY MARKET FUNDS	\$20,016,947.57	\$20,016,947.57	1	0.501	0.505
FEDERAL AGENCY ISSUES - COUPON	\$272,823,600.00	\$242,684,296.93	603	1.003	1.169
FEDERAL AGENCY ISSUES - DISCOUNT	\$841,712,504.41	\$784,525,599.63	106	0.597	0.658
TREASURY SECURITIES - COUPON					
TREASURY SECURITIES - DISCOUNT					
MISC SECURITIES - COUPON	\$0.00				
AMORTIZED NOTE	\$962,382.79	\$962,382.79	1,646	2.633	4.348
TOTALS & AVERAGES	\$1,135,754,202.22	\$1,053,427,994.37	225	0.691%	0.781%

The Local Agency Investment Funds is an open ended account and is not included in the total weighted days to maturity.

**Treasurer Division - Department of Finance
 Portfolio Yield Report - Operating Funds
 County of Marin, Schools & Special Districts
 March 31, 2017**

INVESTMENT HOLDINGS	BOOK VALUE	3/31/17
Local Agency Investment Funds	\$238,767.45	0.821%
Money Market Funds	\$20,016,947.57	0.505%
Federal Agency - Coupon	\$272,823,600.00	1.169%
Federal Agency - Discount	\$841,712,504.41	0.658%
Amortized Note	\$962,382.79	4.348%
TOTAL	\$1,135,754,202.22	0.781%

PORTFOLIO ALLOCATION




TREASURER DIVISION - DEPARTMENT OF FINANCE

REPORT OF INVESTMENTS - NON-OPERATING FUNDS

CHILDREN & FAMILIES COMMISSION

March 31, 2017



Page 1

INVESTMENT #	TYPE	FACE VALUE	MATURITY DATE	PURCHASE DATE	BOOK VALUE	YTM 360 DAYS	YTM 365 DAYS	DESCRIPTION	MARKET VALUE
101	LA2	99,172.92	//	//	99,172.92	0.809	0.821	LOCAL AGENCY INVESTMENT FUND	99,172.92
		99,172.92			99,172.92				99,172.92

TREASURER DIVISION - DEPARTMENT OF FINANCE

REPORT OF INVESTMENTS - NON-OPERATING FUNDS

SAN RAFAEL SCHOOLS

March 31, 2017

Page 1

INVESTMENT #	TYPE	FACE VALUE	MATURITY DATE	PURCHASE DATE	BOOK VALUE	YTM 360 DAYS	YTM 365 DAYS	DESCRIPTION	MARKET VALUE
687	LA1	0.00	//	//	0.00	5.181	5.253	LOCAL AGENCY INVESTMENT FUND	0.00
746	LA1	429,584.43	//	//	429,584.43	0.809	0.821	LOCAL AGENCY INVESTMENT FUND	429,584.43
		429,584.43			429,584.43				429,584.43
AMORTIZATION & ACCRETION OF PREMIUMS & DISCOUNTS					-0-				
		429,584.43			429,584.43				429,584.43