

COUNTY OF MARIN



DIVISION OF THE DEPARTMENT OF FINANCE

TREASURER

Excellent and responsive fiscal leadership.

Roy Given, CPA
DIRECTOR

January 14, 2020

Mina Martinovich, CPA
ASSISTANT DIRECTOR

Kathrin Sears, President
Board of Supervisors
County of Marin
3501 Civic Center Dr. #329
San Rafael, CA 94903

Mary Jane Burke
Superintendent of Schools
Marin County Office of Education
P.O. Box 4925
San Rafael, CA 94913

Marin County Schools,
Special Districts, and
MCERA

Karen Shaw
FINANCE DIVISION CHIEF

RE: MONTHLY REPORT OF COUNTY, SCHOOLS AND DISTRICT INVESTMENTS
as of November 30, 2019.

Marin County Civic Center
3501 Civic Center Drive
Suite 209
PO Box 4220
San Rafael, CA 94913-4220
415 473 6143 T
415 473 3741 F
CRS Dial 711
www.marincounty.org/treas

Dear Investment Fund Participants:

The attached Monthly Report of County, Schools and District investments is provided for your review.

* The investments were made pursuant to Government Code Sections 53601, 53635 and comply with the County Treasurer's Statement of Investment Policy. The investment policy provides for:

- Preservation of capital through high quality investments;
- Maintenance of sufficient liquidity to meet participant operating needs; and
- A rate of return consistent with the above objectives.

* Maturities are scheduled to meet participant expenditure requirements for the next six months.

* Attached spreadsheets identify investment type, issuer, maturity date, amount invested and fair market value for each security held. Fair market values were determined by Wells Fargo Institutional Trust Services on all securities except for investments in the Local Agency Investment Fund which was valued at face value by us. Adjustments have been made for premiums, discounts and accrued interest on discount securities to make the book value and fair market value more comparable.

I trust you find this report informative. Should you have any questions do not hesitate to call me.

Respectfully submitted,

Roy Given
Director of Finance

RG: bg
Attachments

cc: Matthew Hymel, County Administrator
Marin County Treasury Oversight Committee

Requests for accommodations may be made by calling (415) 473-4381 (Voice/TTY), 711 for California Relay Service or by e-mail at disabilityaccess@marincounty.org. Copies of documents are available in alternative formats, upon request.

TREASURER DIVISION - DEPARTMENT OF FINANCE
 REPORT OF INVESTMENTS - OPERATING FUNDS
 COUNTY OF MARIN, SCHOOLS & SPECIAL DISTRICTS

November 30, 2019

Page 1

INVESTMENT #	TYPE	FACE VALUE	STATED RATE	MATURITY DATE	PURCHASE DATE	BOOK VALUE	YTM 360 DAYS	YTM 365 DAYS	DESCRIPTION	MARKET VALUE
142	LA1	250,658.26	2.967	//	07/01/2011	250,658.26	2.074	2.103	Local Agency Investment Fund	250,658.26
3490	LA2	0.00	5.170	//	07/01/2011	0.00	0.000	0.001	MM-DREYFUS	0.00
9149	LA2	10,121,827.33	0.040	//	07/01/2011	10,121,827.33	1.538	1.560	MM-FIDELITY Institutional Gov	10,121,827.33
4366	LA2	0.00	4.930	//	07/01/2011	0.00	0.009	0.010	NATIONS Treasury Reserves	0.00
2246	LA2	6,025,605.38	4.760	//	07/01/2011	6,025,605.38	1.499	1.520	MM-WELLS FARGO Institutional G	6,025,605.38
12472	FAD	7,000,000.00	0.000	12/02/2019	06/10/2019	6,929,222.22	2.101	2.130	Fed Home Ln Mtg Corp Disc	7,000,000.00
12413	FAD	7,000,000.00	2.340	12/06/2019	04/10/2019	6,890,800.00	2.412	2.445	Fed Home Ln Mtg Corp Disc	6,998,740.00
12296	FAD	9,000,000.00	2.550	12/13/2019	12/21/2018	8,772,412.50	2.635	2.672	Federal Home Loan Discount	8,995,680.00
12300	FAD	10,000,000.00	2.530	12/13/2019	12/27/2018	9,753,325.00	2.613	2.650	Federal Home Loan Discount	9,995,200.00
12311	FAD	12,000,000.00	2.420	12/13/2019	01/18/2019	11,734,606.67	2.494	2.529	Federal Home Loan Discount	11,994,240.00
12320	FAD	40,000,000.00	2.410	12/13/2019	01/29/2019	39,148,466.67	2.482	2.516	Federal Home Loan Discount	39,980,800.00
12334	FAD	65,000,000.00	2.400	12/13/2019	02/07/2019	63,661,000.00	2.470	2.504	Federal Home Loan Discount	64,968,800.00
12404	FAD	15,000,000.00	2.330	12/13/2019	04/05/2019	14,755,350.00	2.402	2.436	Federal Home Loan Discount	14,992,800.00
12633	MC1	1,200,000.00	3.500	12/13/2019	11/15/2019	1,200,000.00	3.471	3.519	MARIN COUNTY	1,200,000.00
12432	FAD	8,000,000.00	0.000	12/16/2019	04/15/2019	7,873,144.44	2.402	2.435	Federal Home Loan Discount	7,995,120.00
12433	FAD	3,000,000.00	2.330	12/17/2019	04/15/2019	2,952,235.00	2.402	2.435	Federal Home Loan Discount	2,998,020.00
12434	FAD	3,000,000.00	2.330	12/18/2019	04/15/2019	2,952,040.83	2.402	2.435	Federal Home Loan Discount	2,997,900.00
12435	FAD	3,000,000.00	2.330	12/19/2019	04/15/2019	2,951,846.67	2.402	2.435	Federal Home Loan Discount	2,997,750.00
12297	FAD	3,000,000.00	2.550	12/20/2019	12/21/2018	2,922,650.00	2.636	2.673	Federal Home Loan Discount	2,997,630.00
12384	FAD	20,000,000.00	0.000	12/20/2019	03/27/2019	19,649,366.67	2.435	2.468	Fed Home Ln Mtg Corp Disc	19,984,200.00

INVESTMENT #	TYPE	FACE VALUE	STATED RATE	MATURITY DATE	PURCHASE DATE	BOOK VALUE	YTM 360 DAYS	YTM 365 DAYS	DESCRIPTION	MARKET VALUE
12473	FAD	3,500,000.00	2.060	12/20/2019	06/11/2019	3,461,546.67	2.117	2.146	Fed Home Ln Mtg Corp Disc	3,497,235.00
12436	FAD	4,000,000.00	0.000	12/23/2019	04/15/2019	3,934,620.00	2.407	2.441	Fed Home Ln Mtg Corp Disc	3,996,320.00
12464	FAD	5,000,000.00	2.270	12/26/2019	05/28/2019	4,933,161.11	2.346	2.378	Fed Home Ln Mtg Corp Disc	4,994,750.00
11885	FAC	5,000,000.00	1.520	12/27/2019	09/27/2017	4,998,750.00	0.900	0.913	Federal Home Loan Bank	4,999,100.00
12437	FAD	3,000,000.00	0.000	12/27/2019	04/15/2019	2,950,186.67	2.408	2.441	Fed Home Ln Mtg Corp Disc	2,996,700.00
11690	FAC	5,000,000.00	1.500	12/30/2019	12/30/2016	5,000,000.00	1.479	1.500	Fed Home Ln Mtg Corp	4,999,250.00
12396	FAD	8,000,000.00	0.000	12/30/2019	04/03/2019	7,859,381.11	2.409	2.442	Fed Home Ln Mtg Corp Disc	7,990,160.00
12454	FAD	4,000,000.00	2.320	01/02/2020	04/30/2019	3,936,328.89	2.398	2.431	Fed Home Ln Mtg Corp Disc	3,994,520.00
12455	FAD	4,000,000.00	2.320	01/03/2020	04/30/2019	3,936,071.11	2.398	2.431	Fed Home Ln Mtg Corp Disc	3,994,360.00
12478	FAD	4,000,000.00	1.880	01/06/2020	06/25/2019	3,959,266.67	1.930	1.957	Fed Home Ln Mtg Corp Disc	3,993,800.00
12479	FAD	4,000,000.00	0.000	01/07/2020	06/25/2019	3,959,057.78	1.930	1.957	Fed Home Ln Mtg Corp Disc	3,993,640.00
12439	FAD	8,000,000.00	2.330	01/08/2020	04/15/2019	7,861,235.56	2.403	2.437	Fed Home Ln Mtg Corp Disc	7,986,960.00
12480	FAD	4,000,000.00	0.000	01/09/2020	06/25/2019	3,958,640.00	1.930	1.957	Fed Home Ln Mtg Corp Disc	3,993,280.00
12428	FAD	15,000,000.00	0.000	01/10/2020	04/12/2019	14,734,962.50	2.404	2.437	Fed Home Ln Mtg Corp Disc	14,974,200.00
12485	FAD	8,000,000.00	0.000	01/13/2020	06/28/2019	7,916,862.22	1.930	1.957	Fed Home Ln Mtg Corp Disc	7,985,200.00
12336	FAD	15,000,000.00	2.400	01/14/2020	02/07/2019	14,659,000.00	2.475	2.509	Federal Home Loan Discount	14,971,500.00
12483	FAD	3,000,000.00	0.000	01/15/2020	06/27/2019	2,968,690.00	1.910	1.936	Federal Home Loan Discount	2,994,180.00
12484	FAD	3,000,000.00	1.860	01/16/2020	06/27/2019	2,968,535.00	1.910	1.936	Federal Home Loan Discount	2,994,030.00
12502	FAD	3,000,000.00	1.950	01/17/2020	07/26/2019	2,971,562.50	1.968	1.996	Fed Home Ln Mtg Corp Disc	2,993,910.00
12488	FAD	3,000,000.00	1.850	01/21/2020	06/28/2019	2,968,087.50	1.899	1.926	Federal Home Loan Discount	2,993,370.00
12489	FAD	3,000,000.00	0.000	01/22/2020	06/28/2019	2,967,933.33	1.899	1.926	Federal Home Loan Discount	2,993,250.00
12501	FAD	3,000,000.00	1.950	01/23/2020	07/26/2019	2,970,587.50	1.969	1.996	Fed Home Ln Mtg Corp Disc	2,993,100.00
12438	FAD	8,000,000.00	0.000	01/24/2020	04/15/2019	7,853,266.67	2.399	2.433	Fed Home Ln Mtg Corp Disc	7,981,280.00
12453	FAD	5,000,000.00	0.000	01/27/2020	04/29/2019	4,911,464.58	2.409	2.443	Fed Home Ln Mtg Corp Disc	4,987,650.00
12481	FAD	4,000,000.00	0.000	01/28/2020	06/26/2019	3,954,760.00	1.936	1.963	Federal Home Loan Discount	3,989,920.00

INVESTMENT #	TYPE	FACE VALUE	STATED RATE	MATURITY DATE	PURCHASE DATE	BOOK VALUE	YTM 360 DAYS	YTM 365 DAYS	DESCRIPTION	MARKET VALUE
12337	FAD	20,000,000.00	0.000	01/29/2020	02/07/2019	19,525,333.33	2.477	2.511	Federal Home Loan Discount	19,948,800.00
12401	FAD	10,000,000.00	2.330	01/30/2020	04/04/2019	9,805,186.11	2.406	2.440	Fed Agric Mtg Corp Discount	9,973,900.00
12407	FAD	20,000,000.00	2.325	01/31/2020	04/08/2019	19,615,083.33	2.401	2.434	Fed Home Ln Mtg Corp Disc	19,947,000.00
12039	MC1	100,000.00	3.500	02/01/2020	02/13/2018	100,115.07	3.448	3.495	MARIN COUNTY	100,115.07
12497	FAD	3,000,000.00	0.000	02/03/2020	07/16/2019	2,967,175.00	2.012	2.040	Federal Home Loan Discount	2,991,600.00
12496	FAD	3,000,000.00	1.950	02/04/2020	07/16/2019	2,967,012.50	2.012	2.040	Federal Home Loan Discount	2,991,480.00
12448	FAD	3,000,000.00	2.330	02/05/2020	04/26/2019	2,944,662.50	2.405	2.438	Fed Home Ln Mtg Corp Disc	2,991,330.00
12449	FAD	3,000,000.00	0.000	02/06/2020	04/26/2019	2,944,468.33	2.405	2.438	Fed Home Ln Mtg Corp Disc	2,991,210.00
12601	FAD	6,000,000.00	1.500	02/07/2020	11/06/2019	5,976,750.00	1.505	1.526	Federal Home Loan Discount	5,982,120.00
12450	FAD	8,000,000.00	0.000	02/07/2020	04/26/2019	7,851,397.78	2.405	2.438	Fed Home Ln Mtg Corp Disc	7,976,160.00
12163	FAC	5,000,000.00	2.600	02/10/2020	08/10/2018	5,000,000.00	2.564	2.600	Federal Farm Credit Bank	5,010,100.00
12511	FAD	3,000,000.00	1.840	02/11/2020	08/07/2019	2,971,173.33	1.898	1.924	Fed Home Ln Mtg Corp Disc	2,990,520.00
12512	FAD	3,000,000.00	1.840	02/12/2020	08/07/2019	2,971,020.00	1.898	1.924	Fed Home Ln Mtg Corp Disc	2,990,400.00
12513	FAD	3,000,000.00	1.840	02/13/2020	08/07/2019	2,970,866.67	1.898	1.924	Fed Home Ln Mtg Corp Disc	2,990,280.00
12547	FAD	3,000,000.00	1.720	02/14/2020	09/30/2019	2,980,363.33	1.731	1.755	Federal Home Loan Discount	2,990,130.00
12518	FAD	4,000,000.00	1.900	02/18/2020	08/15/2019	3,960,522.22	1.961	1.988	Fed Agric Mtg Corp Discount	3,986,120.00
12529	FAD	3,000,000.00	1.700	02/20/2020	08/27/2019	2,974,925.00	1.714	1.738	Fed Home Ln Mtg Corp Disc	2,989,320.00
12503	FAD	9,000,000.00	1.910	02/21/2020	07/26/2019	8,899,725.00	1.970	1.997	Fed Home Ln Mtg Corp Disc	8,967,600.00
12517	FAD	3,500,000.00	1.820	02/25/2020	08/12/2019	3,465,141.94	1.877	1.903	Fed Home Ln Mtg Corp Disc	3,486,770.00
12470	FAD	8,000,000.00	2.030	02/27/2020	06/07/2019	7,880,455.56	2.090	2.119	Fed Agric Mtg Corp Discount	7,969,040.00
12412	FAD	18,000,000.00	2.345	02/28/2020	04/09/2019	17,618,937.50	2.424	2.457	Fed Agric Mtg Corp Discount	17,929,620.00
12522	FAD	8,500,000.00	1.730	03/02/2020	08/20/2019	8,420,347.92	1.783	1.808	Fed Home Ln Mtg Corp Disc	8,465,660.00
12542	FAD	3,000,000.00	1.820	03/04/2020	09/25/2019	2,975,581.67	1.834	1.860	Fed Home Ln Mtg Corp Disc	2,987,610.00
12442	FAD	7,000,000.00	2.330	03/05/2020	04/16/2019	6,853,210.00	2.408	2.441	Fed Home Ln Mtg Corp Disc	6,970,740.00
12505	FAD	8,000,000.00	0.000	03/06/2020	07/26/2019	7,903,431.11	2.001	2.029	Fed Home Ln Mtg Corp Disc	7,966,240.00

INVESTMENT #	TYPE	FACE VALUE	STATED RATE	MATURITY DATE	PURCHASE DATE	BOOK VALUE	YTM 360 DAYS	YTM 365 DAYS	DESCRIPTION	MARKET VALUE
12520	FAD	6,500,000.00	0.000	03/09/2020	08/19/2019	6,436,590.69	1.783	1.807	Fed Home Ln Mtg Corp Disc	6,471,660.00
12543	FAD	3,000,000.00	1.820	03/10/2020	09/25/2019	2,974,671.67	1.835	1.860	Fed Home Ln Mtg Corp Disc	2,986,800.00
12550	FAD	3,000,000.00	1.550	03/12/2020	10/09/2019	2,979,979.17	1.560	1.582	Federal Home Loan Discount	2,986,530.00
12551	FAD	4,000,000.00	1.550	03/13/2020	10/09/2019	3,973,133.33	1.560	1.582	Federal Home Loan Discount	3,981,880.00
12552	FAD	4,000,000.00	1.550	03/16/2020	10/09/2019	3,972,616.67	1.560	1.582	Federal Home Loan Discount	3,981,320.00
12559	FAD	3,000,000.00	1.600	03/17/2020	10/15/2019	2,979,466.67	1.611	1.633	Federal Home Loan Discount	2,985,870.00
12563	FAD	4,000,000.00	1.530	03/17/2020	10/16/2019	3,973,990.00	1.540	1.561	Federal Home Loan Discount	3,981,160.00
12560	FAD	3,000,000.00	1.600	03/18/2020	10/15/2019	2,979,333.33	1.611	1.633	Federal Home Loan Discount	2,985,720.00
12564	FAD	3,000,000.00	1.530	03/18/2020	10/16/2019	2,980,365.00	1.540	1.561	Federal Home Loan Discount	2,985,720.00
12561	FAD	3,000,000.00	1.600	03/19/2020	10/15/2019	2,979,200.00	1.611	1.633	Federal Home Loan Discount	2,985,600.00
12565	FAD	3,000,000.00	1.530	03/19/2020	10/16/2019	2,980,237.50	1.540	1.561	Federal Home Loan Discount	2,985,600.00
12536	FAD	7,500,000.00	1.670	03/20/2020	09/06/2019	7,431,808.33	1.704	1.728	Fed Home Ln Mtg Corp Disc	7,463,700.00
12530	FAD	7,000,000.00	1.675	03/23/2020	08/27/2019	6,931,929.86	1.725	1.749	Fed Home Ln Mtg Corp Disc	6,965,140.00
12523	FAD	3,000,000.00	1.750	03/24/2020	08/22/2019	2,968,645.83	1.803	1.828	Federal Home Loan Discount	2,984,940.00
12524	FAD	3,000,000.00	1.750	03/25/2020	08/22/2019	2,968,500.00	1.803	1.828	Federal Home Loan Discount	2,984,790.00
12553	FAD	3,000,000.00	1.625	03/26/2020	10/10/2019	2,977,250.00	1.637	1.660	Fed Home Ln Mtg Corp Disc	2,984,670.00
12554	FAD	4,000,000.00	1.625	03/27/2020	10/10/2019	3,969,486.11	1.637	1.660	Fed Home Ln Mtg Corp Disc	3,979,360.00
12405	FAD	25,000,000.00	2.330	03/31/2020	04/05/2019	24,415,881.94	2.411	2.444	Federal Home Loan Discount	24,866,750.00
12562	FAD	8,000,000.00	1.600	04/13/2020	10/15/2019	7,935,644.44	1.612	1.635	Federal Home Loan Discount	7,952,720.00
12461	FAD	12,000,000.00	0.000	04/15/2020	05/23/2019	11,758,373.33	2.284	2.315	Federal Home Loan Discount	11,928,000.00
12465	FAD	12,500,000.00	0.000	04/15/2020	05/29/2019	12,256,263.89	2.252	2.283	Federal Home Loan Discount	12,425,000.00
12546	FAD	30,000,000.00	0.000	04/15/2020	09/27/2019	29,711,900.00	1.756	1.781	Federal Home Loan Discount	29,820,000.00
12549	FAD	17,000,000.00	1.530	04/15/2020	10/08/2019	16,862,725.00	1.567	1.589	Federal Home Loan Discount	16,898,000.00
12570	FAD	15,000,000.00	1.550	04/15/2020	10/18/2019	14,883,750.00	1.562	1.583	Federal Home Loan Discount	14,910,000.00
12577	FAD	3,000,000.00	1.570	04/16/2020	10/24/2019	2,977,104.17	1.582	1.604	Federal Home Loan Discount	2,981,880.00

INVESTMENT #	TYPE	FACE VALUE	STATED RATE	MATURITY DATE	PURCHASE DATE	BOOK VALUE	YTM 360 DAYS	YTM 365 DAYS	DESCRIPTION	MARKET VALUE
12576	FAD	8,000,000.00	1.560	04/17/2020	10/23/2019	7,938,640.00	1.572	1.593	Federal Home Loan Discount	7,951,280.00
12555	FAD	8,000,000.00	1.600	04/17/2020	10/11/2019	7,932,800.00	1.640	1.663	Fed Home Ln Mtg Corp Disc	7,951,280.00
12575	FAD	6,000,000.00	1.560	04/20/2020	10/22/2019	5,952,940.00	1.572	1.594	Federal Home Loan Discount	5,962,680.00
12602	FAD	3,000,000.00	1.500	04/21/2020	11/06/2019	2,979,125.00	1.510	1.531	Federal Home Loan Discount	2,981,190.00
12603	FAD	3,000,000.00	1.500	04/23/2020	11/06/2019	2,978,875.00	1.510	1.531	Federal Home Loan Discount	2,980,920.00
12314	FAC	5,000,000.00	2.600	04/24/2020	01/24/2019	4,998,880.00	2.584	2.620	Federal Farm Credit Bank	5,019,600.00
12556	FAD	3,000,000.00	1.580	04/27/2020	10/11/2019	2,973,798.33	1.619	1.642	Fed Home Ln Mtg Corp Disc	2,980,410.00
12593	FAD	3,000,000.00	1.510	04/27/2020	10/31/2019	2,977,475.83	1.521	1.542	Fed Home Ln Mtg Corp Disc	2,980,410.00
12594	FAD	5,000,000.00	1.510	04/28/2020	10/31/2019	4,962,250.00	1.521	1.542	Fed Home Ln Mtg Corp Disc	4,967,100.00
12467	FAD	25,000,000.00	2.135	04/30/2020	06/06/2019	24,512,211.81	2.204	2.234	Fed Agric Mtg Corp Discount	24,833,250.00
12609	FAD	12,000,000.00	1.520	05/01/2020	11/12/2019	11,913,360.00	1.531	1.552	Federal Home Loan Discount	11,919,480.00
12595	FAD	5,000,000.00	1.500	05/04/2020	11/01/2019	4,961,458.33	1.528	1.549	Fed Home Ln Mtg Corp Disc	4,965,800.00
12596	FAD	7,000,000.00	1.500	05/05/2020	11/01/2019	6,945,750.00	1.528	1.549	Fed Home Ln Mtg Corp Disc	6,951,770.00
12597	FAD	3,000,000.00	1.500	05/06/2020	11/01/2019	2,976,625.00	1.528	1.550	Fed Home Ln Mtg Corp Disc	2,979,210.00
12604	FAD	3,000,000.00	1.520	05/07/2020	11/07/2019	2,976,946.67	1.531	1.553	Fed Home Ln Mtg Corp Disc	2,979,060.00
12578	FAD	3,000,000.00	1.560	05/11/2020	10/25/2019	2,974,130.00	1.599	1.621	Federal Home Loan Discount	2,978,520.00
12579	FAD	3,000,000.00	1.560	05/12/2020	10/25/2019	2,974,000.00	1.599	1.621	Federal Home Loan Discount	2,978,400.00
12587	FAD	3,000,000.00	1.560	05/13/2020	10/30/2019	2,974,520.00	1.599	1.621	Federal Home Loan Discount	2,978,280.00
12588	FAD	3,000,000.00	1.560	05/14/2020	10/30/2019	2,974,390.00	1.599	1.621	Federal Home Loan Discount	2,978,130.00
12580	FAD	9,000,000.00	1.560	05/15/2020	10/25/2019	8,920,830.00	1.599	1.621	Federal Home Loan Discount	8,934,030.00
12589	FAD	8,000,000.00	1.560	05/18/2020	10/30/2019	7,930,320.00	1.599	1.621	Federal Home Loan Discount	7,940,240.00
12590	FAD	3,000,000.00	1.560	05/19/2020	10/30/2019	2,973,740.00	1.599	1.621	Federal Home Loan Discount	2,977,470.00
12591	FAD	3,000,000.00	1.560	05/20/2020	10/30/2019	2,973,610.00	1.599	1.621	Federal Home Loan Discount	2,977,320.00
12592	FAD	3,000,000.00	1.560	05/21/2020	10/30/2019	2,973,480.00	1.599	1.621	Federal Home Loan Discount	2,977,200.00
12599	FAD	3,000,000.00	1.470	05/26/2020	11/04/2019	2,975,010.00	1.499	1.520	Fed Home Ln Mtg Corp Disc	2,976,540.00

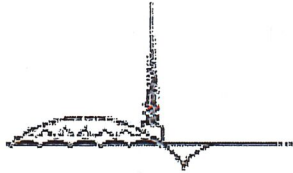
INVESTMENT #	TYPE	FACE VALUE	STATED RATE	MATURITY DATE	PURCHASE DATE	BOOK VALUE	YTM 360 DAYS	YTM 365 DAYS	DESCRIPTION	MARKET VALUE
12600	FAD	3,000,000.00	1.470	05/27/2020	11/04/2019	2,974,887.50	1.500	1.520	Fed Home Ln Mtg Corp Disc	2,976,390.00
12605	FAD	4,000,000.00	1.510	05/28/2020	11/07/2019	3,965,941.11	1.540	1.562	Fed Home Ln Mtg Corp Disc	3,968,360.00
12466	FAD	8,000,000.00	1.980	05/29/2020	06/05/2019	7,842,040.00	2.043	2.071	Fed Agric Mtg Corp Discount	7,936,320.00
12469	FAD	12,000,000.00	1.980	05/29/2020	06/06/2019	11,763,720.00	2.043	2.071	Fed Agric Mtg Corp Discount	11,904,480.00
12581	FAD	5,000,000.00	1.500	05/29/2020	10/25/2019	4,954,791.67	1.537	1.559	Fed Home Ln Mtg Corp Disc	4,960,200.00
12544	FAD	13,000,000.00	1.710	06/01/2020	09/26/2019	12,846,242.50	1.752	1.776	Fed Home Ln Mtg Corp Disc	12,894,830.00
12620	FAD	3,000,000.00	1.530	06/02/2020	11/14/2019	2,974,372.50	1.561	1.582	Fed Home Ln Mtg Corp Disc	2,975,610.00
12627	FAD	3,000,000.00	1.530	06/03/2020	11/14/2019	2,974,245.00	1.561	1.583	Fed Home Ln Mtg Corp Disc	2,975,460.00
12621	FAD	3,000,000.00	1.530	06/04/2020	11/14/2019	2,974,117.50	1.561	1.583	Fed Home Ln Mtg Corp Disc	2,975,340.00
12610	FAD	7,000,000.00	1.530	06/05/2020	11/13/2019	6,939,012.50	1.561	1.583	Fed Home Ln Mtg Corp Disc	6,942,110.00
12622	FAD	3,000,000.00	1.530	06/08/2020	11/14/2019	2,973,607.50	1.561	1.583	Fed Home Ln Mtg Corp Disc	2,974,800.00
12628	FAD	3,000,000.00	1.530	06/09/2020	11/18/2019	2,973,990.00	1.561	1.583	Fed Home Ln Mtg Corp Disc	2,974,680.00
12629	FAD	3,000,000.00	1.530	06/10/2020	11/18/2019	2,973,862.50	1.561	1.583	Fed Home Ln Mtg Corp Disc	2,974,530.00
12566	FAD	10,000,000.00	1.530	06/11/2020	10/16/2019	9,898,425.00	1.569	1.591	Fed Home Ln Mtg Corp Disc	9,914,700.00
12634	FAD	8,000,000.00	1.530	06/12/2020	11/19/2019	7,929,960.00	1.561	1.583	Federal Home Loan Discount	7,931,360.00
12476	FAD	8,000,000.00	2.010	06/15/2020	06/19/2019	7,838,306.67	2.075	2.103	Fed Agric Mtg Corp Discount	7,930,320.00
12482	FAD	10,000,000.00	1.900	06/15/2020	06/26/2019	9,812,638.89	1.959	1.986	Fed Agric Mtg Corp Discount	9,912,900.00
12624	FAD	3,000,000.00	1.530	06/17/2020	11/15/2019	2,972,587.50	1.562	1.584	Federal Home Loan Discount	2,973,600.00
12618	FAD	3,000,000.00	1.530	06/18/2020	11/14/2019	2,972,332.50	1.562	1.584	Fed Home Ln Mtg Corp Disc	2,973,480.00
12625	FAD	3,000,000.00	1.530	06/19/2020	11/15/2019	2,972,332.50	1.562	1.584	Federal Home Loan Discount	2,973,330.00
12626	FAD	3,000,000.00	1.530	06/22/2020	11/15/2019	2,971,950.00	1.563	1.584	Federal Home Loan Discount	2,972,940.00
12638	FAD	3,000,000.00	1.510	06/23/2020	11/21/2019	2,972,945.83	1.542	1.563	Federal Home Loan Discount	2,972,790.00
12619	FAD	3,000,000.00	1.530	06/24/2020	11/14/2019	2,971,567.50	1.563	1.585	Fed Home Ln Mtg Corp Disc	2,972,670.00
12639	FAD	3,000,000.00	1.510	06/25/2020	11/21/2019	2,972,694.17	1.542	1.563	Federal Home Loan Discount	2,972,520.00
12567	FAD	18,000,000.00	1.540	06/26/2020	10/16/2019	17,804,420.00	1.580	1.602	Fed Home Ln Mtg Corp Disc	17,834,400.00

INVESTMENT #	TYPE	FACE VALUE	STATED RATE	MATURITY DATE	PURCHASE DATE	BOOK VALUE	YTM 360 DAYS	YTM 365 DAYS	DESCRIPTION	MARKET VALUE
12007	FAC	5,000,000.00	2.000	06/29/2020	12/29/2017	5,000,000.00	1.972	2.000	Fed Home Ln Mtg Corp	5,001,550.00
12568	FAD	14,000,000.00	1.540	06/29/2020	10/16/2019	13,846,085.56	1.580	1.602	Fed Home Ln Mtg Corp Disc	13,869,380.00
12572	FAD	4,000,000.00	1.490	06/29/2020	10/21/2019	3,958,280.00	1.528	1.549	Fed Home Ln Mtg Corp Disc	3,962,680.00
12569	FAD	9,000,000.00	1.540	06/30/2020	10/16/2019	8,900,670.00	1.580	1.602	Fed Home Ln Mtg Corp Disc	8,915,580.00
12573	FAD	10,000,000.00	1.490	06/30/2020	10/21/2019	9,895,286.11	1.528	1.549	Fed Home Ln Mtg Corp Disc	9,906,200.00
12630	FAD	5,000,000.00	1.530	07/01/2020	11/18/2019	4,951,975.00	1.563	1.585	Fed Home Ln Mtg Corp Disc	4,953,200.00
12631	FAD	3,000,000.00	1.530	07/02/2020	11/18/2019	2,971,057.50	1.563	1.585	Fed Home Ln Mtg Corp Disc	2,971,770.00
12636	FAD	3,000,000.00	1.520	07/06/2020	11/21/2019	2,971,120.00	1.553	1.575	Fed Home Ln Mtg Corp Disc	2,971,260.00
12611	FAD	7,000,000.00	1.530	07/07/2020	11/13/2019	6,929,492.50	1.564	1.586	Fed Home Ln Mtg Corp Disc	6,932,590.00
12648	FAD	12,000,000.00	1.590	07/09/2020	11/29/2019	11,881,810.00	1.625	1.648	Federal Home Loan Discount	11,881,464.00
12509	FAD	10,000,000.00	1.950	07/15/2020	07/30/2019	9,809,875.00	2.012	2.040	Fed Agric Mtg Corp Discount	9,900,200.00
12637	FAD	3,000,000.00	1.515	07/20/2020	11/21/2019	2,969,447.50	1.549	1.571	Fed Home Ln Mtg Corp Disc	2,969,400.00
12612	FAD	9,000,000.00	1.530	07/24/2020	11/13/2019	8,902,845.00	1.566	1.588	Fed Home Ln Mtg Corp Disc	8,906,580.00
12613	FAD	8,000,000.00	1.530	07/27/2020	11/13/2019	7,912,620.00	1.566	1.588	Fed Home Ln Mtg Corp Disc	7,915,920.00
12623	FAD	5,000,000.00	1.530	07/30/2020	11/14/2019	4,944,962.50	1.566	1.588	Fed Home Ln Mtg Corp Disc	4,946,800.00
12515	FAD	8,000,000.00	1.730	07/31/2020	08/09/2019	7,862,753.33	1.782	1.806	Fed Agric.Mtg Corp Discount	7,914,480.00
12649	FAD	5,000,000.00	1.590	08/03/2020	11/29/2019	4,945,233.33	1.627	1.650	Federal Home Loan Discount	4,945,060.00
12650	FAD	3,000,000.00	1.590	08/04/2020	11/29/2019	2,967,007.50	1.627	1.650	Federal Home Loan Discount	2,966,904.00
12651	FAD	3,000,000.00	1.590	08/05/2020	11/29/2019	2,966,875.00	1.627	1.650	Federal Home Loan Discount	2,966,769.00
12652	FAD	3,000,000.00	1.590	08/06/2020	11/29/2019	2,966,742.50	1.628	1.650	Federal Home Loan Discount	2,966,640.00
12614	FAD	11,000,000.00	1.530	08/07/2020	11/13/2019	10,874,710.00	1.567	1.589	Fed Home Ln Mtg Corp Disc	10,879,000.00
12615	FAD	8,000,000.00	1.530	08/10/2020	11/13/2019	7,907,860.00	1.567	1.589	Fed Home Ln Mtg Corp Disc	7,910,960.00
12647	FAD	4,000,000.00	1.595	08/13/2020	11/27/2019	3,953,922.22	1.634	1.656	Federal Home Loan Discount	3,954,960.00
11858	FAC	5,000,000.00	1.685	08/14/2020	08/15/2017	5,000,234.03	1.381	1.400	Federal Home Loan Bank	4,999,950.00
12525	FAD	3,500,000.00	1.720	08/19/2020	08/23/2019	3,439,465.56	1.771	1.796	Federal Home Loan Discount	3,459,645.00

INVESTMENT #	TYPE	FACE VALUE	STATED RATE	MATURITY DATE	PURCHASE DATE	BOOK VALUE	YTM 360 DAYS	YTM 365 DAYS	DESCRIPTION	MARKET VALUE
12526	FAD	3,500,000.00	1.720	08/20/2020	08/23/2019	3,439,298.33	1.771	1.796	Federal Home Loan Discount	3,459,505.00
12645	FAD	9,500,000.00	1.510	08/21/2020	11/26/2019	9,392,810.97	1.546	1.568	Fed Home Ln Mtg Corp Disc	9,389,610.00
12635	FAD	7,000,000.00	1.500	08/24/2020	11/20/2019	6,918,916.67	1.537	1.558	Fed Home Ln Mtg Corp Disc	6,917,750.00
12528	FAC	5,000,000.00	1.750	08/26/2020	08/26/2019	4,998,945.00	1.747	1.771	Federal Home Loan Bank	5,004,000.00
11866	FAC	5,000,000.00	1.800	08/28/2020	08/28/2017	5,000,000.00	1.775	1.800	Federal Home Loan Bank	4,997,600.00
12616	FAD	18,000,000.00	1.530	08/28/2020	11/13/2019	17,778,915.00	1.568	1.590	Fed Home Ln Mtg Corp Disc	17,785,440.00
12617	FAD	9,000,000.00	1.530	08/31/2020	11/13/2019	8,888,310.00	1.569	1.590	Fed Home Ln Mtg Corp Disc	8,891,460.00
12534	FAC	5,000,000.00	1.750	09/03/2020	09/03/2019	5,000,440.00	1.717	1.741	Federal Home Loan Bank	5,002,950.00
11876	MC1	44,000.00	3.500	09/14/2020	09/15/2017	44,000.00	3.452	3.500	MARIN COUNTY	44,000.00
12475	FAC	5,000,000.00	2.000	09/17/2020	06/17/2019	4,996,990.00	2.021	2.050	Federal Farm Credit Bank	5,013,950.00
11880	FAC	5,000,000.00	1.800	09/21/2020	09/21/2017	5,000,000.00	1.775	1.800	Fed Home Ln Mtg Corp	5,000,400.00
12541	FAC	5,000,000.00	1.875	09/24/2020	09/24/2019	5,000,000.00	1.849	1.875	Federal Home Loan Bank	5,009,800.00
11890	FAC	5,000,000.00	2.000	09/29/2020	09/29/2017	5,000,000.00	1.862	1.888	Fed Home Ln Mtg Corp	5,001,250.00
12640	FAD	10,000,000.00	1.530	09/30/2020	11/22/2019	9,866,975.00	1.570	1.592	Fed Agric Mtg Corp Discount	9,867,000.00
12490	FAC	5,000,000.00	1.850	10/02/2020	07/02/2019	4,995,730.00	1.894	1.920	Federal Farm Credit Bank	5,008,700.00
12491	FAC	10,000,000.00	1.850	10/02/2020	07/02/2019	9,992,100.00	1.888	1.915	Federal Farm Credit Bank	10,017,400.00
11908	FAC	5,000,000.00	1.850	10/27/2020	10/27/2017	5,000,000.00	1.824	1.850	Fed Natl Mtg Assoc	5,001,600.00
12642	FAD	10,000,000.00	1.550	11/13/2020	11/25/2019	9,847,583.33	1.593	1.616	Fed Agric Mrg Corp (FarmerMac)	9,848,700.00
11991	FAC	5,000,000.00	2.000	12/14/2020	12/14/2017	5,000,000.00	1.972	2.000	Federal Home Loan Bank	4,999,800.00
11992	FAC	5,000,000.00	2.000	12/14/2020	12/14/2017	5,000,000.00	1.972	2.000	Federal Home Loan Bank	4,999,800.00
12124	FAC	5,000,000.00	2.700	12/21/2020	05/21/2018	4,994,600.00	2.706	2.744	Federal Farm Credit Bank	5,057,850.00
12040	MC1	100,000.00	3.500	01/31/2021	02/13/2018	100,115.07	3.448	3.495	MARIN COUNTY	100,115.07
12462	FAC	5,000,000.00	2.500	02/24/2021	05/24/2019	5,000,000.00	2.466	2.501	Federal Home Loan Bank	5,003,200.00
12527	FAC	5,000,000.00	1.875	02/26/2021	08/23/2019	5,000,000.00	1.849	1.874	Federal Home Loan Bank	4,991,650.00
12538	FAC	5,000,000.00	1.875	03/11/2021	09/11/2019	5,000,000.00	1.849	1.875	Federal Home Loan Bank	4,999,950.00

INVESTMENT #	TYPE	FACE VALUE	STATED RATE	MATURITY DATE	PURCHASE DATE	BOOK VALUE	YTM 360 DAYS	YTM 365 DAYS	DESCRIPTION	MARKET VALUE
12493	FAC	10,000,000.00	1.770	04/05/2021	07/05/2019	9,983,600.00	1.840	1.866	Federal Farm Credit Bank	10,019,400.00
12558	FAC	5,000,000.00	1.750	04/15/2021	10/15/2019	4,998,750.00	1.742	1.766	Federal Home Loan Bank	4,995,400.00
12459	FAC	5,000,000.00	2.250	05/17/2021	05/17/2019	4,998,650.00	2.232	2.263	Federal Farm Credit Bank	5,043,400.00
12499	FAC	5,000,000.00	2.000	07/22/2021	07/22/2019	5,000,000.00	1.972	2.000	Fed Home Ln Mtg Corp	5,005,050.00
12508	FAC	5,000,000.00	2.050	07/29/2021	07/29/2019	5,000,000.00	2.021	2.050	Fed Home Ln Mtg Corp	4,992,600.00
12598	FAC	5,000,000.00	1.700	08/04/2021	11/04/2019	5,000,000.00	1.677	1.700	Federal Home Loan Bank	5,000,200.00
12516	FAC	5,000,000.00	2.050	08/12/2021	08/12/2019	5,000,000.00	2.021	2.050	Fed Agric Mrg Corp (FarmerMac)	4,982,150.00
12519	FAC	5,000,000.00	2.000	08/19/2021	08/16/2019	5,000,000.00	1.972	1.999	Fed Home Ln Mtg Corp	5,002,150.00
12350	FAC	5,000,000.00	2.650	08/26/2021	02/26/2019	5,000,000.00	2.613	2.650	Federal Home Loan Bank	5,007,900.00
12535	FAC	5,000,000.00	1.850	09/03/2021	09/04/2019	5,000,000.00	1.824	1.850	Fed Home Ln Mtg Corp	5,000,000.00
12357	FAC	5,000,000.00	2.689	09/03/2021	03/01/2019	5,000,000.00	3.298	3.344	Fed Agric Mrg Corp (FarmerMac)	5,008,400.00
12537	FAC	5,000,000.00	1.860	09/09/2021	09/09/2019	5,000,000.00	1.834	1.860	Fed Home Ln Mtg Corp	5,000,000.00
11877	MC1	42,000.00	3.560	09/15/2021	09/15/2017	42,000.00	3.511	3.560	MARIN COUNTY	42,000.00
12540	FAC	5,000,000.00	1.625	09/17/2021	09/17/2019	4,992,500.00	1.678	1.701	Federal Farm Credit Bank	4,996,450.00
12545	FAC	5,000,000.00	2.000	09/27/2021	09/27/2019	5,000,000.00	1.972	2.000	Fed Home Ln Mtg Corp	4,997,950.00
12548	FAC	5,000,000.00	2.000	09/30/2021	09/30/2019	5,000,000.00	1.972	2.000	Fed Home Ln Mtg Corp	4,988,550.00
12557	FAC	5,000,000.00	1.750	10/15/2021	10/15/2019	5,000,000.00	1.726	1.750	Fed Home Ln Mtg Corp	4,999,900.00
12571	FAC	5,000,000.00	2.000	10/21/2021	10/21/2019	5,000,000.00	1.972	2.000	Fed Home Ln Mtg Corp	5,000,000.00
12574	FAC	5,000,000.00	1.875	10/22/2021	10/22/2019	5,000,000.00	1.849	1.875	Fed Home Ln Mtg Corp	4,994,050.00
12585	FAC	5,000,000.00	1.750	10/29/2021	10/29/2019	5,000,000.00	1.726	1.750	Fed Home Ln Mtg Corp	4,991,700.00
12586	FAC	5,000,000.00	1.650	10/29/2021	10/29/2019	5,000,000.00	1.627	1.650	Fed Home Ln Mtg Corp	4,998,750.00
12606	FAC	5,000,000.00	1.750	11/08/2021	11/08/2019	5,000,000.00	1.726	1.750	Fed Home Ln Mtg Corp	5,000,150.00
12608	FAC	5,000,000.00	1.800	11/12/2021	11/12/2019	5,000,000.00	1.775	1.800	Fed Home Ln Mtg Corp	4,999,800.00
12632	FAC	5,000,000.00	1.800	11/19/2021	11/19/2019	5,000,000.00	1.775	1.800	Fed Home Ln Mtg Corp	5,000,050.00
12641	FAC	5,000,000.00	1.750	11/22/2021	11/22/2019	5,000,000.00	1.726	1.750	Fed Home Ln Mtg Corp	4,999,850.00

INVESTMENT #	TYPE	FACE VALUE	STATED RATE	MATURITY DATE	PURCHASE DATE	BOOK VALUE	YTM 360 DAYS	YTM 365 DAYS	DESCRIPTION	MARKET VALUE
12643	FAC	5,000,000.00	1.750	11/26/2021	11/26/2019	5,000,000.00	1.726	1.750	Fed Home Ln Mtg Corp	4,995,950.00
12500	FAC	5,000,000.00	2.125	01/24/2022	07/24/2019	5,000,000.00	2.095	2.125	Fed Home Ln Mtg Corp	5,000,900.00
12041	MC1	100,000.00	3.560	02/01/2022	02/13/2018	100,117.04	3.507	3.555	MARIN COUNTY	100,117.04
11738	RRP	511,062.11	4.500	02/28/2022	03/01/2017	511,062.11	4.438	4.500	MARIN COUNTY	511,062.11
12582	FAC	5,000,000.00	1.800	04/28/2022	10/28/2019	5,000,000.00	1.775	1.800	Federal Home Loan Bank	4,997,850.00
12583	FAC	5,000,000.00	1.800	04/28/2022	10/28/2019	5,000,000.00	1.775	1.800	Federal Home Loan Bank	4,997,850.00
12607	FAC	5,000,000.00	1.820	05/11/2022	11/08/2019	5,000,000.00	1.795	1.819	Fed Home Ln Mtg Corp	4,996,700.00
12644	FAC	5,000,000.00	1.800	05/26/2022	11/26/2019	5,000,000.00	1.775	1.800	Fed Home Ln Mtg Corp	4,996,450.00
12646	FAC	5,000,000.00	1.750	05/27/2022	11/27/2019	5,000,000.00	1.726	1.750	Fed Home Ln Mtg Corp	4,996,650.00
12486	FAC	5,000,000.00	2.200	06/27/2022	06/28/2019	5,000,000.00	2.169	2.200	Fed Home Ln Mtg Corp	5,000,200.00
12492	FAC	6,000,000.00	2.320	07/01/2022	07/02/2019	6,000,386.67	2.288	2.319	Fed Agric Mrg Corp (FarmerMac)	6,000,360.00
12584	FAC	5,000,000.00	1.800	07/29/2022	10/29/2019	5,000,000.00	1.775	1.800	Fed Home Ln Mtg Corp	4,997,950.00
12510	FAC	5,000,000.00	2.200	08/05/2022	08/05/2019	5,000,000.00	2.169	2.200	Fed Home Ln Mtg Corp	4,988,250.00
11869	RRP	1,440,239.52	4.500	09/01/2022	09/01/2017	1,440,239.52	4.438	4.500	MARIN COUNTY	1,440,239.52
11878	MC1	40,000.00	3.648	09/15/2022	09/15/2017	40,000.00	3.598	3.648	MARIN COUNTY	40,000.00
12539	FAC	5,000,000.00	2.000	09/16/2022	09/16/2019	5,000,000.00	2.295	2.327	Fed Home Ln Mtg Corp	5,000,100.00
12042	MC1	100,000.00	3.648	02/01/2023	02/13/2018	100,119.93	3.593	3.643	MARIN COUNTY	100,119.93
						1,497,575,392.60				1,480,979,888.73
										1,491,300,021.71
AMORTIZATION & ACCRETION OF PREMIUMS & DISCOUNTS							2,577.55		ACCRUED INTEREST DISCOUNT INVESTMENTS	
						1,497,575,392.60				1,480,982,466.28
										1,491,300,021.71



TREASURER DIVISION - DEPARTMENT OF FINANCE
 PORTFOLIO SUMMARY REPORT - OPERATING FUNDS
 COUNTY OF MARIN, SCHOOLS & SPECIAL DISTRICTS
 November 30, 2019

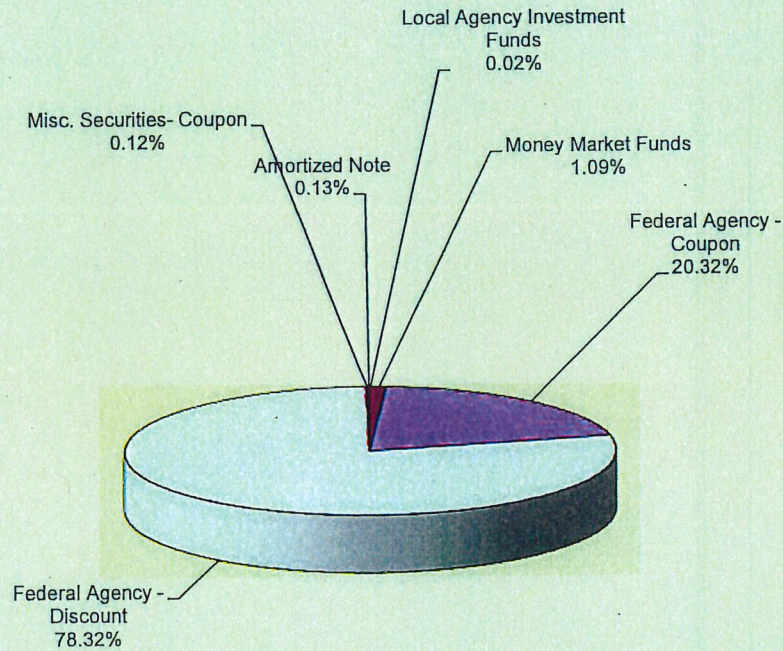
DESCRIPTION	ENDING BALANCE November 30, 2019	AVERAGE BALANCE November 30, 2019	WEIGHTED AVERAGE DAYS TO MATURITY	ANNUALIZED YIELD November 30, 2019	YIELD November 30, 2019
LOCAL AGENCY INVESTMENT FUNDS	\$250,658.26	\$250,658.26	1	2.103	2.103
MONEY MARKET FUNDS	\$16,147,432.71	\$18,780,766.04	1	1.543	1.545
FEDERAL AGENCY ISSUES - COUPON	\$300,950,555.70	\$301,464,195.85	556	2.032	1.957
FEDERAL AGENCY ISSUES - DISCOUNT	\$1,159,953,473.32	\$1,093,133,002.59	124	2.035	1.985
TREASURY SECURITIES - COUPON					
TREASURY SECURITIES - DISCOUNT					
MISC SECURITIES - COUPON	\$1,726,467.11	\$1,166,000.00	197	3.530	3.529
AMORTIZED NOTE	\$1,951,301.63	\$1,951,301.63	957	4.852	4.500
TOTALS & AVERAGES	\$1,480,979,888.73	\$1,416,745,924.37	212	2.033%	1.979%

The Local Agency Investment Funds is an open ended account and is not included in the total weighted days to maturity.

**Treasurer Division - Department of Finance
 Portfolio Yield Report - Operating Funds
 County of Marin, Schools & Special Districts
 November 30, 2019**

INVESTMENT HOLDINGS	BOOK VALUE	11/30/19
Local Agency Investment Funds	\$250,658.26	2.103%
Money Market Funds	\$16,147,432.71	1.545%
Federal Agency - Coupon	\$300,950,555.70	1.957%
Federal Agency - Discount	\$1,159,953,473.32	1.985%
Misc. Securities- Coupon	\$1,726,467.11	3.529%
Amortized Note	\$1,951,301.63	4.500%
TOTAL	\$1,480,979,888.73	1.979%

PORTFOLIO ALLOCATION




TREASURER DIVISION - DEPARTMENT OF FINANCE

REPORT OF INVESTMENTS - NON-OPERATING FUNDS

CHILDREN & FAMILIES COMMISSION

November 30, 2019



Page 1


INVESTMENT #	TYPE	FACE VALUE	MATURITY DATE	PURCHASE DATE	BOOK VALUE	YTM 360 DAYS	YTM 365 DAYS	DESCRIPTION	MARKET VALUE
101	LA2	104,111.80	//	//	104,111.80	2.074	2.103	LOCAL AGENCY INVESTMENT FUND	104,111.80
		104,111.80			104,111.80				104,111.80

TREASURER DIVISION - DEPARTMENT OF FINANCE

REPORT OF INVESTMENTS - NON-OPERATING FUNDS

SAN RAFAEL SCHOOLS

November 30, 2019



Page 1

INVESTMENT #	TYPE	FACE VALUE	MATURITY DATE	PURCHASE DATE	BOOK VALUE	YTM 360 DAYS	YTM 365 DAYS	DESCRIPTION	MARKET VALUE
687	LA1	0.00	//	//	0.00	5.181	5.253	LOCAL AGENCY INVESTMENT FUND	0.00
746	LA1	450,978.08	//	//	450,978.08	2.074	2.103	LOCAL AGENCY INVESTMENT FUND	450,978.08
		450,978.08			450,978.08				450,978.08
AMORTIZATION & ACCRETION OF PREMIUMS & DISCOUNTS					-0-				
		450,978.08			450,978.08				450,978.08

