

DIVISION OF THE DEPARTMENT OF FINANCE

TREASURER

Excellent and responsive fiscal leadership.

Mina Martinovich, CPA  
INTERIM DIRECTOR

August 16, 2022

Sandra Kacharos  
INTERIM ASSISTANT DIRECTOR

Katie Rice, President  
Board of Supervisors  
County of Marin  
3501 Civic Center Dr. #329  
San Rafael, CA 94903

Mary Jane Burke  
Superintendent of Schools  
Marin County Office of Education  
P.O. Box 4925  
San Rafael, CA 94913

Marin County Schools,  
Special Districts, and  
MCERA

Karen Shaw  
FINANCE DIVISION CHIEF

RE: MONTHLY REPORT OF COUNTY, SCHOOLS AND DISTRICT INVESTMENTS  
as of June 30, 2022.

Marin County Civic Center  
3501 Civic Center Drive  
Suite 209  
PO Box 4220  
San Rafael, CA 94913-4220  
415 473 6143 T  
415 473 3741 F  
CRS Dial 711  
[www.marincounty.org/treas](http://www.marincounty.org/treas)

Dear Investment Fund Participants:

The attached Monthly Report of County, Schools and District investments is provided for your review.

\* The investments were made pursuant to Government Code Sections 53601, 53635 and comply with the County Treasurer's Statement of Investment Policy. The investment policy provides for:

- Preservation of capital through high quality investments;
- Maintenance of sufficient liquidity to meet participant operating needs; and
- A rate of return consistent with the above objectives.

\* Maturities are scheduled to meet participant expenditure requirements for the next six months.

\* Attached spreadsheets identify investment type, issuer, maturity date, amount invested and fair market value for each security held. Fair market values were determined by Wells Fargo Institutional Trust Services on all securities except for investments in the Local Agency Investment Fund which was valued at face value by us. Adjustments have been made for premiums, discounts and accrued interest on discount securities to make the book value and fair market value more comparable.

I trust you find this report informative. Should you have any questions or need additional information, please do not hesitate to call me directly at 415.473.3736. You can also visit our website at: <https://www.marincounty.org/depts/df/divisions/treasurer>

Respectfully submitted,

Mina Martinovich  
Interim Director of Finance

MM: bg  
Attachments

cc: Matthew Hymel, County Administrator  
Marin County Treasury Oversight Committee

CA3a

**TREASURER DIVISION - DEPARTMENT OF FINANCE**  
**REPORT OF INVESTMENTS - OPERATING FUNDS**  
**COUNTY OF MARIN, SCHOOLS & SPECIAL DISTRICTS**

**June 30, 2022**

Page 1

INVESTMENT #	TYPE	FACE VALUE	STATED RATE	MATURITY DATE	PURCHASE DATE	BOOK VALUE	YTM 360 DAYS	YTM 365 DAYS	DESCRIPTION	MARKET VALUE
142	LA1	256,226.62	2.967	//	07/01/2011	256,226.62	0.849	0.861	Local Agency Investment Fund	256,226.62
3490	LA2	0.00	5.170	//	07/01/2011	0.00	0.000	0.001	MM-DREYFUS	0.00
9149	LA2	8,695,333.29	0.040	//	07/01/2011	8,695,333.29	0.917	0.930	MM-FIDELITY Institutional Gov	8,695,333.29
4366	LA2	0.00	4.930	//	07/01/2011	0.00	0.009	0.010	NATIONS Treasury Reserves	0.00
2246	LA2	19,318,515.54	4.760	//	07/01/2011	19,318,515.54	0.897	0.910	MM-WELLS FARGO Institutional G	19,318,515.54
13309	FAD	7,000,000.00	0.030	07/01/2022	12/08/2021	6,998,804.17	0.030	0.030	Federal Home Loan Discount	7,000,000.00
13287	FAD	5,000,000.00	0.100	07/05/2022	11/24/2021	4,996,902.78	0.100	0.102	Federal Home Loan Discount	4,999,250.00
13310	FAD	6,000,000.00	0.030	07/05/2022	12/08/2021	5,998,955.00	0.030	0.030	Federal Home Loan Discount	5,999,100.00
13312	FAD	9,000,000.00	0.080	07/06/2022	12/08/2021	8,995,800.00	0.080	0.082	Federal Home Loan Discount	8,998,290.00
13322	FAD	3,000,000.00	0.080	07/07/2022	12/10/2021	2,998,606.67	0.080	0.082	Federal Home Loan Discount	2,999,310.00
13256	FAD	12,000,000.00	0.035	07/08/2022	11/08/2021	11,997,176.67	0.035	0.035	Federal Home Loan Discount	11,996,760.00
13326	FAD	3,000,000.00	0.080	07/11/2022	12/13/2021	2,998,600.00	0.080	0.082	Federal Home Loan Discount	2,998,830.00
13327	FAD	3,000,000.00	0.080	07/12/2022	12/13/2021	2,998,593.33	0.080	0.082	Federal Home Loan Discount	2,998,740.00
13328	FAD	5,000,000.00	0.080	07/13/2022	12/13/2021	4,997,644.44	0.080	0.082	Federal Home Loan Discount	4,997,700.00
13307	TRD	4,000,000.00	0.110	07/14/2022	12/08/2021	3,997,335.56	0.111	0.113	T BILL	3,998,480.00
13323	FAD	6,000,000.00	0.080	07/15/2022	12/10/2021	5,997,106.67	0.080	0.082	Federal Home Loan Discount	5,996,760.00
13343	FAD	4,000,000.00	0.070	07/18/2022	12/23/2021	3,998,390.00	0.070	0.071	Federal Home Loan Discount	3,997,360.00
13143	FAC	5,000,000.00	0.070	07/19/2022	05/18/2021	5,000,000.00	0.069	0.070	Federal Farm Credit Bank	4,996,400.00
13311	FAD	3,000,000.00	0.030	07/20/2022	12/08/2021	2,999,440.00	0.030	0.030	Federal Home Loan Discount	2,997,810.00
13304	FAD	3,000,000.00	0.030	07/21/2022	12/03/2021	2,999,425.00	0.030	0.030	Federal Home Loan Discount	2,997,690.00
13303	FAD	10,000,000.00	0.030	07/22/2022	12/03/2021	9,998,075.00	0.030	0.030	Federal Home Loan Discount	9,991,800.00
13211	FAD	8,000,000.00	0.060	07/25/2022	09/24/2021	7,995,946.67	0.060	0.061	Federal Farm Credit Bank Disc	7,992,560.00

INVESTMENT #	TYPE	FACE VALUE	STATED RATE	MATURITY DATE	PURCHASE DATE	BOOK VALUE	YTM 360 DAYS	YTM 365 DAYS	DESCRIPTION	MARKET VALUE
13262	FAD	5,000,000.00	0.090	07/26/2022	11/15/2021	4,996,837.50	0.090	0.092	Federal Farm Credit Bank Disc	4,995,200.00
13306	FAD	27,000,000.00	0.040	07/27/2022	12/07/2021	26,993,040.00	0.040	0.041	Federal Home Loan Discount	26,973,000.00
13375	FAD	48,000,000.00	0.415	07/27/2022	02/09/2022	47,907,040.00	0.415	0.421	Federal Home Loan Discount	47,952,000.00
13340	FAD	3,000,000.00	0.080	07/28/2022	12/16/2021	2,998,506.67	0.081	0.082	Federal Home Loan Discount	2,996,880.00
13245	FAC	10,000,000.00	0.080	07/29/2022	10/29/2021	10,000,000.00	0.078	0.080	Federal Farm Credit Bank	9,988,900.00
13184	FAD	5,000,000.00	0.065	08/01/2022	08/04/2021	4,996,731.94	0.065	0.066	Federal Home Loan Discount	4,992,650.00
13182	FAD	5,000,000.00	0.065	08/02/2022	08/04/2021	4,996,722.92	0.065	0.066	Federal Home Loan Discount	4,992,450.00
13183	FAD	5,000,000.00	0.065	08/03/2022	08/04/2021	4,996,713.89	0.065	0.066	Federal Home Loan Discount	4,992,200.00
13141	FAC	5,000,000.00	0.080	08/04/2022	05/04/2021	5,000,000.00	0.078	0.080	Federal Farm Credit Bank	4,993,250.00
13339	FAD	13,000,000.00	0.080	08/05/2022	12/16/2021	12,993,297.78	0.081	0.082	Federal Home Loan Discount	12,978,420.00
13344	FAD	4,000,000.00	0.070	08/08/2022	12/23/2021	3,998,226.67	0.070	0.071	Federal Home Loan Discount	3,992,800.00
13345	FAD	3,000,000.00	0.070	08/09/2022	12/23/2021	2,998,664.17	0.070	0.071	Federal Home Loan Discount	2,994,450.00
13185	FAC	5,000,000.00	0.070	08/10/2022	08/10/2021	5,000,000.00	0.069	0.070	Federal Farm Credit Bank	4,990,650.00
13243	TRD	5,000,000.00	0.085	08/11/2022	10/27/2021	4,996,600.00	0.086	0.087	T BILL	4,992,650.00
13351	FAD	3,000,000.00	0.070	08/12/2022	12/30/2021	2,998,687.50	0.070	0.071	Federal Home Loan Discount	2,994,030.00
13350	FAD	3,000,000.00	0.070	08/15/2022	12/30/2021	2,998,670.00	0.070	0.071	Federal Home Loan Discount	2,993,610.00
13352	FAD	3,000,000.00	0.070	08/16/2022	12/30/2021	2,998,664.17	0.070	0.071	Federal Home Loan Discount	2,993,430.00
13353	FAD	3,000,000.00	0.070	08/17/2022	12/30/2021	2,998,658.33	0.070	0.071	Federal Home Loan Discount	2,993,340.00
13233	FAD	5,000,000.00	0.090	08/18/2022	10/19/2021	4,996,212.50	0.091	0.092	Federal Farm Credit Bank Disc	4,988,550.00
13186	FAC	5,000,000.00	0.070	08/19/2022	08/19/2021	4,999,950.00	0.070	0.071	Federal Home Loan Bank	4,989,400.00
13355	FAD	3,000,000.00	0.070	08/22/2022	01/03/2022	2,998,652.50	0.070	0.071	Federal Home Loan Discount	2,992,620.00
13356	FAD	3,000,000.00	0.070	08/23/2022	01/03/2022	2,998,646.67	0.070	0.071	Federal Home Loan Discount	2,992,470.00
13357	FAD	3,000,000.00	0.070	08/24/2022	01/03/2022	2,998,640.83	0.070	0.071	Federal Home Loan Discount	2,992,290.00
13189	FAC	5,000,000.00	0.070	08/25/2022	08/25/2021	5,000,000.00	0.069	0.070	Federal Farm Credit Bank	4,986,850.00
13354	FAD	3,000,000.00	0.070	08/30/2022	12/30/2021	2,998,582.50	0.070	0.071	Federal Home Loan Discount	2,991,480.00
13305	FAD	22,000,000.00	0.030	08/31/2022	12/07/2021	21,995,105.00	0.030	0.030	Federal Home Loan Discount	21,936,640.00
13200	FAD	10,000,000.00	0.065	09/01/2022	09/07/2021	9,993,518.06	0.065	0.066	Federal Home Loan Discount	9,967,300.00

INVESTMENT #	TYPE	FACE VALUE	STATED RATE	MATURITY DATE	PURCHASE DATE	BOOK VALUE	YTM 360 DAYS	YTM 365 DAYS	DESCRIPTION	MARKET VALUE
13201	FAD	5,000,000.00	0.065	09/02/2022	09/07/2021	4,996,750.00	0.065	0.066	Federal Home Loan Discount	4,983,400.00
13220	FAD	10,000,000.00	0.020	09/02/2022	10/08/2021	9,998,172.22	0.020	0.020	Federal Home Loan Discount	9,966,800.00
13263	FAD	5,000,000.00	0.060	09/06/2022	11/16/2021	4,997,550.00	0.060	0.061	Federal Home Loan Discount	4,982,350.00
13264	FAD	3,000,000.00	0.060	09/07/2022	11/16/2021	2,998,525.00	0.060	0.061	Federal Home Loan Discount	2,989,230.00
13265	FAD	3,000,000.00	0.060	09/08/2022	11/16/2021	2,998,520.00	0.060	0.061	Federal Home Loan Discount	2,989,080.00
13267	FAD	5,000,000.00	0.060	09/09/2022	11/17/2021	4,997,533.33	0.060	0.061	Federal Home Loan Discount	4,981,550.00
13268	FAD	3,000,000.00	0.060	09/12/2022	11/17/2021	2,998,505.00	0.060	0.061	Federal Home Loan Discount	2,988,450.00
13253	FAD	4,000,000.00	0.130	09/13/2022	11/03/2021	3,995,464.44	0.131	0.133	Federal Farm Credit Bank Disc	3,984,280.00
13269	FAD	5,000,000.00	0.060	09/14/2022	11/17/2021	4,997,491.67	0.060	0.061	Federal Home Loan Discount	4,980,250.00
13149	FAC	5,000,000.00	0.080	09/15/2022	06/01/2021	5,000,000.00	0.078	0.080	Federal Farm Credit Bank	4,983,050.00
11878	MC1	40,000.00	3.648	09/15/2022	09/15/2017	40,000.00	3.598	3.648	MARIN COUNTY	40,000.00
13094	FAC	5,000,000.00	0.125	09/16/2022	03/16/2021	5,000,000.00	0.123	0.125	Federal Farm Credit Bank	4,983,500.00
13157	FAC	5,000,000.00	0.080	09/16/2022	06/16/2021	5,000,000.00	0.078	0.080	Federal Farm Credit Bank	4,983,050.00
13207	FAD	5,000,000.00	0.070	09/16/2022	09/20/2021	4,996,490.28	0.071	0.071	Federal Home Loan Discount	4,979,700.00
13230	FAD	5,000,000.00	0.100	09/19/2022	10/18/2021	4,995,333.33	0.101	0.102	Federal Farm Credit Bank Disc	4,978,900.00
13272	FAD	3,000,000.00	0.060	09/20/2022	11/19/2021	2,998,475.00	0.060	0.061	Federal Home Loan Discount	2,987,190.00
13208	FAC	5,000,000.00	0.070	09/21/2022	09/21/2021	5,000,000.00	0.069	0.070	Federal Farm Credit Bank	4,984,000.00
13226	FAD	5,000,000.00	0.090	09/22/2022	10/14/2021	4,995,712.50	0.091	0.092	Federal Farm Credit Bank Disc	4,978,150.00
13273	FAD	3,000,000.00	0.060	09/23/2022	11/19/2021	2,998,460.00	0.060	0.061	Federal Home Loan Discount	2,986,710.00
13274	FAD	3,000,000.00	0.060	09/26/2022	11/19/2021	2,998,445.00	0.060	0.061	Federal Home Loan Discount	2,986,260.00
13275	FAD	3,000,000.00	0.060	09/27/2022	11/19/2021	2,998,440.00	0.060	0.061	Federal Home Loan Discount	2,986,080.00
13276	FAD	3,000,000.00	0.060	09/28/2022	11/19/2021	2,998,435.00	0.060	0.061	Federal Home Loan Discount	2,985,930.00
13099	FAC	10,000,000.00	0.125	09/29/2022	03/29/2021	10,000,000.00	0.123	0.125	Fed Agric Mrg Corp (FarmerMac)	9,961,900.00
13215	FAC	10,000,000.00	0.070	09/30/2022	09/30/2021	9,999,900.00	0.070	0.071	Federal Home Loan Bank	9,955,000.00
13221	FAD	20,000,000.00	0.020	09/30/2022	10/08/2021	19,996,033.33	0.020	0.020	Federal Home Loan Discount	19,904,000.00
13292	FAD	8,000,000.00	0.065	10/03/2022	11/30/2021	7,995,565.56	0.065	0.066	Federal Home Loan Discount	7,954,720.00
13293	FAD	3,000,000.00	0.065	10/04/2022	11/30/2021	2,998,331.67	0.065	0.066	Federal Home Loan Discount	2,982,990.00

INVESTMENT #	TYPE	FACE VALUE	STATED RATE	MATURITY DATE	PURCHASE DATE	BOOK VALUE	YTM 360 DAYS	YTM 365 DAYS	DESCRIPTION	MARKET VALUE
13297	FAD	3,000,000.00	0.065	10/05/2022	12/02/2021	2,998,337.08	0.065	0.066	Federal Home Loan Discount	2,982,810.00
13298	FAD	3,000,000.00	0.065	10/06/2022	12/02/2021	2,998,331.67	0.065	0.066	Federal Home Loan Discount	2,982,630.00
13299	FAD	7,000,000.00	0.065	10/07/2022	12/02/2021	6,996,094.58	0.065	0.066	Federal Home Loan Discount	6,959,050.00
13300	FAD	3,000,000.00	0.065	10/11/2022	12/03/2021	2,998,310.00	0.065	0.066	Federal Home Loan Discount	2,981,730.00
13301	FAD	3,000,000.00	0.065	10/12/2022	12/03/2021	2,998,304.58	0.065	0.066	Federal Home Loan Discount	2,981,550.00
13302	FAD	3,000,000.00	0.065	10/13/2022	12/03/2021	2,998,299.17	0.065	0.066	Federal Home Loan Discount	2,981,370.00
13289	FAD	12,000,000.00	0.070	10/14/2022	11/29/2021	11,992,556.67	0.070	0.071	Federal Home Loan Discount	11,924,760.00
13283	FAD	5,000,000.00	0.065	10/17/2022	11/24/2021	4,997,047.92	0.065	0.066	Federal Home Loan Discount	4,967,750.00
13232	FAD	5,000,000.00	0.090	10/18/2022	10/19/2021	4,995,450.00	0.091	0.092	Federal Home Loan Discount	4,967,450.00
13284	FAD	3,000,000.00	0.065	10/19/2022	11/24/2021	2,998,217.92	0.065	0.066	Federal Home Loan Discount	2,980,290.00
13285	FAD	3,000,000.00	0.065	10/20/2022	11/24/2021	2,998,212.50	0.065	0.066	Federal Home Loan Discount	2,980,110.00
13234	FAC	5,000,000.00	0.110	10/21/2022	10/21/2021	5,000,000.00	0.108	0.110	Federal Home Loan Bank	4,971,750.00
13333	FAD	3,000,000.00	0.110	10/24/2022	12/13/2021	2,997,112.50	0.111	0.113	Federal Home Loan Discount	2,979,420.00
13329	FAD	3,000,000.00	0.110	10/25/2022	12/13/2021	2,997,103.33	0.111	0.113	Federal Home Loan Discount	2,979,240.00
13295	FAD	3,000,000.00	0.250	10/26/2022	12/01/2021	2,993,145.83	0.253	0.257	Federal Farm Credit Bank Disc	2,978,910.00
13330	FAD	3,000,000.00	0.110	10/27/2022	12/13/2021	2,997,085.00	0.111	0.113	Federal Home Loan Discount	2,978,880.00
13136	FAC	10,000,000.00	0.130	10/28/2022	04/28/2021	10,000,000.00	0.128	0.130	Fed Agric Mrg Corp (FarmerMac)	9,938,200.00
13368	FAD	5,000,000.00	0.480	10/28/2022	01/28/2022	4,981,800.00	0.486	0.493	Federal Home Loan Discount	4,964,500.00
13294	FAD	22,000,000.00	0.125	10/31/2022	12/01/2021	21,974,486.11	0.126	0.128	Federal Home Loan Discount	21,839,840.00
13332	FAD	7,000,000.00	0.110	11/01/2022	12/13/2021	6,993,091.39	0.111	0.113	Federal Home Loan Discount	6,942,810.00
13331	FAD	3,000,000.00	0.110	11/02/2022	12/13/2021	2,997,030.00	0.111	0.113	Federal Home Loan Discount	2,975,280.00
13363	FAD	3,000,000.00	0.200	11/03/2022	01/10/2022	2,995,050.00	0.202	0.205	Federal Home Loan Discount	2,975,100.00
13277	FAD	7,000,000.00	0.130	11/04/2022	11/22/2021	6,991,228.61	0.131	0.133	Federal Home Loan Discount	6,941,410.00
13362	FAD	3,000,000.00	0.200	11/07/2022	01/10/2022	2,994,983.33	0.202	0.205	Federal Home Loan Discount	2,974,290.00
13296	FAD	3,000,000.00	0.250	11/08/2022	12/01/2021	2,992,875.00	0.253	0.257	Federal Farm Credit Bank Disc	2,974,110.00
13361	FAD	3,000,000.00	0.200	11/09/2022	01/10/2022	2,994,950.00	0.202	0.205	Federal Home Loan Discount	2,973,900.00
13278	FAD	8,000,000.00	0.140	11/10/2022	11/22/2021	7,989,017.78	0.142	0.144	Federal Home Loan Discount	7,929,920.00

INVESTMENT #	TYPE	FACE VALUE	STATED RATE	MATURITY DATE	PURCHASE DATE	BOOK VALUE	YTM 360 DAYS	YTM 365 DAYS	DESCRIPTION	MARKET VALUE
13313	FAD	4,000,000.00	0.140	11/14/2022	12/08/2021	3,994,695.56	0.142	0.144	Federal Home Loan Discount	3,963,880.00
13335	FAD	3,000,000.00	0.140	11/15/2022	12/14/2021	2,996,080.00	0.142	0.144	Federal Home Loan Discount	2,972,730.00
13336	FAD	3,000,000.00	0.140	11/16/2022	12/14/2021	2,996,068.33	0.142	0.144	Federal Home Loan Discount	2,972,520.00
13334	FAD	3,000,000.00	0.140	11/17/2022	12/14/2021	2,996,056.67	0.142	0.144	Federal Home Loan Discount	2,972,310.00
13369	FAD	5,000,000.00	0.480	11/18/2022	01/28/2022	4,980,400.00	0.487	0.494	Federal Home Loan Discount	4,953,550.00
12977	FAC	5,000,000.00	0.200	11/21/2022	11/06/2020	5,000,000.00	0.197	0.199	Fed Agric Mrg Corp (FarmerMac)	4,962,950.00
13288	FAD	3,000,000.00	0.180	11/22/2022	11/29/2021	2,994,630.00	0.182	0.185	Federal Home Loan Discount	2,971,320.00
13004	FAC	5,000,000.00	0.125	11/23/2022	11/23/2020	4,996,500.00	0.157	0.160	Federal Farm Credit Bank	4,954,800.00
13188	FAC	5,000,000.00	0.100	11/23/2022	08/23/2021	4,999,685.00	0.103	0.105	Federal Farm Credit Bank	4,959,250.00
13005	FAC	5,000,000.00	0.190	11/23/2022	11/23/2020	5,000,000.00	0.187	0.190	Fed Home Ln Mtg Corp	4,960,600.00
13290	FAD	5,000,000.00	0.180	11/28/2022	11/29/2021	4,990,900.00	0.182	0.185	Federal Home Loan Discount	4,950,250.00
13100	FAC	5,000,000.00	0.120	11/29/2022	03/29/2021	4,998,750.00	0.133	0.135	Federal Farm Credit Bank	4,952,450.00
13191	FAC	5,000,000.00	0.120	11/29/2022	08/26/2021	5,000,628.35	0.108	0.110	Federal Farm Credit Bank	4,952,450.00
13314	FAD	22,000,000.00	0.140	11/30/2022	12/09/2021	21,969,542.22	0.142	0.144	Federal Home Loan Discount	21,778,020.00
13083	FAC	5,000,000.00	0.140	12/01/2022	03/01/2021	5,000,000.00	0.138	0.140	Fed Agric Mrg Corp (FarmerMac)	4,957,650.00
13254	FAC	5,000,000.00	0.160	12/05/2022	11/05/2021	4,999,890.00	0.159	0.162	Federal Farm Credit Bank	4,958,050.00
12662	RRP	103,459.19	3.500	12/05/2022	12/05/2019	103,459.19	3.452	3.500	MARIN COUNTY	103,459.19
13153	FAC	5,000,000.00	0.100	12/08/2022	06/08/2021	5,000,000.00	0.098	0.100	Federal Farm Credit Bank	4,951,250.00
13316	FAD	10,000,000.00	0.160	12/09/2022	12/09/2021	9,983,777.78	0.162	0.164	Federal Home Loan Discount	9,882,000.00
13044	FAC	5,000,000.00	0.200	12/15/2022	12/15/2020	5,000,000.00	0.197	0.200	Fed Home Ln Mtg Corp	4,952,500.00
13341	FAD	25,000,000.00	0.240	12/15/2022	12/17/2021	24,939,500.00	0.243	0.247	Federal Home Loan Discount	24,694,000.00
13378	FAD	50,000,000.00	0.900	12/15/2022	02/15/2022	49,621,250.00	0.916	0.929	Federal Home Loan Discount	49,388,000.00
13410	FAD	27,000,000.00	0.920	12/15/2022	03/21/2022	26,814,390.00	0.940	0.954	Federal Home Loan Discount	26,669,520.00
13412	FAD	15,000,000.00	1.130	12/15/2022	03/24/2022	14,874,758.33	1.157	1.173	Federal Home Loan Discount	14,816,400.00
13367	FAD	25,000,000.00	0.500	12/15/2022	01/26/2022	24,887,847.22	0.508	0.515	Fed Home Ln Mtg Corp Disc	24,694,000.00
13050	FAC	5,000,000.00	0.200	12/16/2022	12/16/2020	5,000,000.00	0.197	0.200	Fed Home Ln Mtg Corp	4,949,000.00
13405	FAD	5,000,000.00	0.870	12/16/2022	03/17/2022	4,966,891.67	0.889	0.901	Federal Home Loan Discount	4,938,450.00

INVESTMENT #	TYPE	FACE VALUE	STATED RATE	MATURITY DATE	PURCHASE DATE	BOOK VALUE	YTM 360 DAYS	YTM 365 DAYS	DESCRIPTION	MARKET VALUE
13463	FAD	15,000,000.00	1.550	12/16/2022	05/06/2022	14,855,333.33	1.593	1.615	Federal Home Loan Discount	14,815,350.00
13358	FAD	3,000,000.00	0.140	12/19/2022	01/03/2022	2,995,916.67	0.142	0.144	Federal Home Loan Discount	2,962,410.00
13390	FAD	3,000,000.00	0.630	12/20/2022	03/03/2022	2,984,670.00	0.642	0.651	Federal Home Loan Discount	2,962,200.00
13370	FAD	5,000,000.00	0.760	12/21/2022	02/02/2022	4,966,011.11	0.773	0.784	Federal Farm Credit Bank Disc	4,936,650.00
13359	FAD	3,000,000.00	0.140	12/21/2022	01/03/2022	2,995,893.33	0.142	0.144	Federal Home Loan Discount	2,961,990.00
13402	FAD	20,000,000.00	0.950	12/22/2022	03/15/2022	19,851,166.67	0.971	0.985	Federal Home Loan Discount	19,745,000.00
13414	FAD	14,000,000.00	1.210	12/23/2022	03/25/2022	13,871,538.33	1.239	1.256	Federal Home Loan Discount	13,820,520.00
13429	FAD	5,000,000.00	1.340	12/27/2022	04/07/2022	4,950,866.67	1.371	1.390	Federal Home Loan Discount	4,934,450.00
13438	FAD	5,000,000.00	1.250	12/28/2022	04/08/2022	4,954,166.67	1.278	1.296	Federal Home Loan Discount	4,934,100.00
13360	TRD	6,000,000.00	0.310	12/29/2022	01/05/2022	5,981,503.33	0.315	0.319	T BILL	5,926,980.00
13152	FAC	5,000,000.00	0.100	01/03/2023	06/03/2021	5,000,000.00	0.098	0.099	Federal Farm Credit Bank	4,945,200.00
13391	FAD	3,000,000.00	0.630	01/04/2023	03/03/2022	2,983,882.50	0.642	0.651	Federal Home Loan Discount	2,959,200.00
13392	FAD	3,000,000.00	0.630	01/05/2023	03/03/2022	2,983,830.00	0.642	0.651	Federal Home Loan Discount	2,958,990.00
13394	FAD	14,000,000.00	0.730	01/06/2023	03/08/2022	13,913,697.78	0.745	0.755	Federal Home Loan Discount	13,807,640.00
13393	FAD	4,000,000.00	0.650	01/09/2023	03/07/2022	3,977,755.56	0.662	0.672	Federal Home Loan Discount	3,944,160.00
13397	FAD	3,000,000.00	0.810	01/10/2023	03/11/2022	2,979,412.50	0.827	0.838	Federal Home Loan Discount	2,957,880.00
13398	FAD	3,000,000.00	0.810	01/11/2023	03/11/2022	2,979,345.00	0.827	0.838	Federal Home Loan Discount	2,957,670.00
13403	FAD	3,000,000.00	0.860	01/12/2023	03/16/2022	2,978,356.67	0.878	0.890	Federal Home Loan Discount	2,957,460.00
13404	FAD	3,000,000.00	0.860	01/13/2023	03/16/2022	2,978,285.00	0.878	0.890	Federal Home Loan Discount	2,957,220.00
13395	TRC	3,000,000.00	1.500	01/15/2023	03/10/2022	3,020,423.65	0.945	0.958	TREASURY NOTE	2,981,250.00
13377	FAD	5,000,000.00	1.100	01/17/2023	02/14/2022	4,948,513.89	1.123	1.139	Federal Farm Credit Bank Disc	4,927,250.00
13439	FAD	5,000,000.00	1.250	01/18/2023	04/08/2022	4,950,520.83	1.278	1.296	Federal Home Loan Discount	4,926,900.00
13128	FAC	10,000,000.00	0.140	01/19/2023	04/19/2021	10,000,000.00	0.138	0.140	Federal Farm Credit Bank	9,870,100.00
13421	FAD	10,000,000.00	1.080	01/20/2023	03/31/2022	9,911,500.00	1.103	1.118	Federal Home Loan Discount	9,852,300.00
13177	FAC	5,000,000.00	0.125	01/23/2023	07/23/2021	5,000,000.00	0.123	0.125	Federal Farm Credit Bank	4,935,450.00
13383	FAD	3,000,000.00	0.890	01/24/2023	02/25/2022	2,975,302.50	0.907	0.920	Federal Home Loan Discount	2,954,820.00
13239	FAC	5,000,000.00	0.180	01/25/2023	10/25/2021	4,999,350.00	0.187	0.190	Federal Farm Credit Bank	4,932,950.00

INVESTMENT #	TYPE	FACE VALUE	STATED RATE	MATURITY DATE	PURCHASE DATE	BOOK VALUE	YTM 360 DAYS	YTM 365 DAYS	DESCRIPTION	MARKET VALUE
13396	TRD	3,000,000.00	0.820	01/26/2023	03/10/2022	2,977,996.67	0.836	0.847	T BILL	2,957,580.00
13431	FAD	5,000,000.00	1.470	01/27/2023	04/07/2022	4,939,770.83	1.506	1.527	Federal Home Loan Discount	4,923,600.00
13440	FAD	5,000,000.00	1.250	01/30/2023	04/08/2022	4,948,437.50	1.278	1.296	Federal Home Loan Discount	4,922,500.00
13372	FAD	7,000,000.00	0.750	01/31/2023	02/08/2022	6,947,937.50	0.764	0.775	Federal Home Loan Discount	6,890,940.00
13422	FAD	12,000,000.00	1.400	01/31/2023	04/04/2022	11,859,066.67	1.433	1.453	Federal Home Loan Discount	11,813,040.00
13384	FAD	7,000,000.00	0.820	02/01/2023	02/25/2022	6,945,629.44	0.835	0.847	Federal Home Loan Discount	6,888,910.00
12042	MC1	100,000.00	3.648	02/01/2023	02/13/2018	100,119.93	3.593	3.643	MARIN COUNTY	100,119.93
13424	FAD	3,000,000.00	1.480	02/02/2023	04/05/2022	2,962,630.00	1.516	1.537	Federal Home Loan Discount	2,952,150.00
13427	FAD	12,000,000.00	1.480	02/03/2023	04/05/2022	11,850,026.67	1.516	1.537	Federal Home Loan Discount	11,807,760.00
13425	FAD	3,000,000.00	1.480	02/06/2023	04/05/2022	2,962,136.67	1.516	1.537	Federal Home Loan Discount	2,951,280.00
13426	FAD	4,000,000.00	1.480	02/07/2023	04/05/2022	3,949,351.11	1.516	1.537	Federal Home Loan Discount	3,934,720.00
13432	FAD	3,000,000.00	1.500	02/08/2023	04/08/2022	2,961,750.00	1.537	1.558	Federal Home Loan Discount	2,950,830.00
13373	FAC	5,000,000.00	0.800	02/09/2023	02/09/2022	4,999,500.00	0.798	0.810	Federal Farm Credit Bank	4,946,400.00
13433	FAD	3,000,000.00	1.500	02/10/2023	04/08/2022	2,961,500.00	1.537	1.558	Federal Home Loan Discount	2,950,380.00
13434	FAD	3,000,000.00	1.540	02/13/2023	04/08/2022	2,960,088.33	1.578	1.600	Federal Home Loan Discount	2,949,720.00
13376	FAC	8,000,000.00	0.930	02/14/2023	02/14/2022	8,000,000.00	0.917	0.930	Fed Agric Mrg Corp (FarmerMac)	7,919,440.00
13380	FAD	5,000,000.00	1.140	02/15/2023	02/16/2022	4,942,366.67	1.165	1.182	Federal Farm Credit Bank Disc	4,915,450.00
13435	FAD	3,000,000.00	1.540	02/16/2023	04/08/2022	2,959,703.33	1.578	1.600	Federal Home Loan Discount	2,949,030.00
13388	FAD	10,000,000.00	0.850	02/17/2023	03/01/2022	9,916,652.78	0.867	0.879	Federal Home Loan Discount	9,829,400.00
13436	FAD	3,000,000.00	1.540	02/21/2023	04/08/2022	2,959,061.67	1.578	1.600	Federal Home Loan Discount	2,947,920.00
13430	FAD	5,000,000.00	1.550	02/22/2023	04/07/2022	4,930,895.83	1.589	1.611	Federal Home Loan Discount	4,912,850.00
13407	TRD	5,000,000.00	1.120	02/23/2023	03/17/2022	4,946,644.44	1.144	1.160	T BILL	4,921,350.00
13389	FAD	4,700,000.00	1.000	02/24/2023	03/02/2022	4,653,130.56	1.021	1.035	Federal Home Loan Discount	4,617,374.00
13437	FAD	3,000,000.00	1.540	02/27/2023	04/08/2022	2,958,291.67	1.579	1.601	Federal Home Loan Discount	2,946,600.00
13187	FAC	5,000,000.00	0.160	02/28/2023	08/23/2021	5,000,000.00	0.158	0.161	Fed Agric Mrg Corp (FarmerMac)	4,919,850.00
13428	FAD	15,000,000.00	1.550	02/28/2023	04/06/2022	14,788,166.67	1.589	1.611	Federal Home Loan Discount	14,731,800.00
13441	FAD	5,000,000.00	1.570	03/01/2023	04/11/2022	4,929,350.00	1.610	1.632	Federal Home Loan Discount	4,908,650.00




INVESTMENT #	TYPE	FACE VALUE	STATED RATE	MATURITY DATE	PURCHASE DATE	BOOK VALUE	YTM 360 DAYS	YTM 365 DAYS	DESCRIPTION	MARKET VALUE
13469	FAD	4,000,000.00	1.790	03/02/2023	05/19/2022	3,942,918.89	1.840	1.866	Federal Home Loan Discount	3,926,640.00
13472	FAD	12,000,000.00	1.750	03/03/2023	05/25/2022	11,835,500.00	1.798	1.823	Federal Home Loan Discount	11,778,960.00
13482	FAD	3,000,000.00	2.510	03/03/2023	06/27/2022	2,947,917.50	2.587	2.623	Federal Home Loan Discount	2,944,740.00
13468	FAD	4,000,000.00	1.820	03/06/2023	05/17/2022	3,940,748.89	1.871	1.897	Federal Home Loan Discount	3,925,440.00
13418	FAD	5,000,000.00	1.670	03/07/2023	03/28/2022	4,920,211.11	1.715	1.738	Federal Farm Credit Bank Disc	4,906,400.00
13483	FAD	5,000,000.00	2.510	03/08/2023	06/27/2022	4,911,452.78	2.587	2.623	Federal Home Loan Discount	4,906,000.00
13090	FAC	5,000,000.00	0.125	03/09/2023	03/09/2021	4,997,500.00	0.147	0.150	Federal Farm Credit Bank	4,913,650.00
13449	FAD	5,500,000.00	1.630	03/10/2023	04/19/2022	5,419,065.97	1.672	1.695	Federal Home Loan Discount	5,395,775.00
13450	FAD	3,000,000.00	1.720	03/13/2023	04/21/2022	2,953,273.33	1.765	1.790	Federal Home Loan Discount	2,942,490.00
13043	FAC	5,000,000.00	0.220	03/14/2023	12/14/2020	5,000,000.00	0.216	0.220	Fed Home Ln Mtg Corp	4,913,600.00
13451	FAD	3,000,000.00	1.720	03/14/2023	04/21/2022	2,953,130.00	1.765	1.790	Federal Home Loan Discount	2,942,250.00
13452	FAD	3,000,000.00	1.720	03/16/2023	04/21/2022	2,952,843.33	1.766	1.790	Federal Home Loan Discount	2,941,800.00
13408	FAD	10,000,000.00	1.200	03/17/2023	03/18/2022	9,878,666.67	1.227	1.244	Federal Home Loan Discount	9,805,300.00
13409	FAC	5,000,000.00	1.250	03/21/2023	03/21/2022	5,000,000.00	1.232	1.250	Federal Home Loan Bank	4,957,500.00
13411	FAD	5,000,000.00	1.550	03/22/2023	03/22/2022	4,921,423.61	1.590	1.612	Federal Farm Credit Bank Disc	4,900,750.00
13098	FAC	5,000,000.00	0.125	03/23/2023	03/23/2021	4,996,500.00	0.157	0.160	Federal Farm Credit Bank	4,908,750.00
13162	FAC	5,000,000.00	0.170	03/23/2023	06/23/2021	4,996,500.00	0.207	0.210	Federal Farm Credit Bank	4,905,250.00
13420	FAC	5,000,000.00	1.125	03/30/2023	03/30/2022	5,000,000.00	1.600	1.622	Federal Home Loan Bank	4,971,800.00
13448	FAD	30,000,000.00	1.560	03/31/2023	04/18/2022	29,548,900.00	1.600	1.622	Federal Home Loan Discount	29,384,100.00
13371	FAC	5,000,000.00	0.800	04/03/2023	02/03/2022	4,997,690.00	0.828	0.840	Federal Farm Credit Bank	4,928,000.00
13442	FAD	25,000,000.00	1.720	04/11/2023	04/11/2022	24,564,027.78	1.767	1.791	Federal Home Loan Discount	24,458,750.00
13117	FAC	5,000,000.00	0.125	04/13/2023	04/13/2021	4,996,825.00	0.154	0.156	Federal Farm Credit Bank	4,897,150.00
13118	FAC	10,000,000.00	0.125	04/13/2023	04/13/2021	9,995,000.00	0.147	0.150	Federal Farm Credit Bank	9,794,300.00
13445	FAD	9,000,000.00	1.700	04/13/2023	04/13/2022	8,844,875.00	1.746	1.770	Federal Home Loan Discount	8,803,800.00
13203	FAC	5,000,000.00	0.150	04/14/2023	09/14/2021	5,000,000.00	0.147	0.150	Federal Farm Credit Bank	4,897,800.00
13446	FAD	20,000,000.00	1.680	04/14/2023	04/14/2022	19,659,333.33	1.725	1.749	Federal Home Loan Discount	19,562,400.00
13454	FAD	4,000,000.00	2.020	04/17/2023	04/22/2022	3,919,200.00	2.079	2.108	Federal Home Loan Discount	3,911,560.00

INVESTMENT #	TYPE	FACE VALUE	STATED RATE	MATURITY DATE	PURCHASE DATE	BOOK VALUE	YTM 360 DAYS	YTM 365 DAYS	DESCRIPTION	MARKET VALUE
13453	FAD	3,000,000.00	2.020	04/18/2023	04/22/2022	2,939,231.67	2.079	2.108	Federal Home Loan Discount	2,933,460.00
13466	FAD	4,000,000.00	1.920	04/19/2023	05/12/2022	3,927,040.00	1.975	2.002	Federal Home Loan Discount	3,910,960.00
13474	FAD	3,000,000.00	1.900	04/20/2023	05/26/2022	2,947,908.33	1.954	1.981	Federal Home Loan Discount	2,932,980.00
13475	FAD	3,000,000.00	1.900	04/21/2023	05/26/2022	2,947,750.00	1.954	1.981	Federal Home Loan Discount	2,932,770.00
13461	FAD	4,000,000.00	1.920	04/24/2023	05/04/2022	3,924,266.67	1.975	2.002	Federal Home Loan Discount	3,909,440.00
13455	FAD	6,400,000.00	2.000	04/25/2023	04/25/2022	6,270,222.22	2.059	2.087	Federal Home Loan Discount	6,254,592.00
13133	FAC	5,000,000.00	0.125	04/27/2023	04/27/2021	4,996,500.00	0.157	0.160	Federal Farm Credit Bank	4,887,850.00
13459	FAC	4,000,000.00	1.000	04/28/2023	04/28/2022	4,000,000.00	2.091	2.120	Federal Home Loan Bank	3,990,360.00
13465	FAD	9,000,000.00	1.920	05/01/2023	05/11/2022	8,829,600.00	1.975	2.002	Federal Home Loan Discount	8,788,590.00
13140	FAC	10,000,000.00	0.175	05/03/2023	05/03/2021	10,000,000.00	0.172	0.175	Fed Agric Mrg Corp (FarmerMac)	9,780,200.00
13462	FAC	5,000,000.00	2.125	05/05/2023	05/05/2022	4,997,350.00	2.149	2.178	Federal Home Loan Bank	4,968,350.00
13481	FAD	7,000,000.00	2.800	05/05/2023	06/24/2022	6,828,500.00	2.896	2.936	Federal Home Loan Discount	6,833,400.00
13464	FAC	5,000,000.00	2.125	05/09/2023	05/09/2022	4,997,875.00	2.138	2.168	Federal Home Loan Bank	4,967,350.00
13204	FAC	5,000,000.00	0.170	05/15/2023	09/15/2021	5,000,000.00	0.167	0.170	Federal Farm Credit Bank	4,880,000.00
13281	FAC	5,000,000.00	0.400	05/23/2023	11/23/2021	4,998,100.00	0.419	0.425	Federal Farm Credit Bank	4,894,000.00
13476	FAC	5,000,000.00	2.000	05/25/2023	05/27/2022	5,000,555.56	2.465	2.499	Federal Home Loan Bank	4,981,650.00
13473	FAC	5,000,000.00	2.250	05/26/2023	05/26/2022	5,000,000.00	2.219	2.250	Federal Home Loan Bank	4,971,850.00
13151	FAC	5,000,000.00	0.125	06/02/2023	06/02/2021	4,997,500.00	0.147	0.150	Federal Farm Credit Bank	4,874,100.00
13255	FAC	5,000,000.00	0.350	06/08/2023	11/08/2021	4,996,700.00	0.386	0.391	Federal Farm Credit Bank	4,884,400.00
13477	FAC	5,000,000.00	2.375	06/15/2023	06/15/2022	5,000,000.00	2.342	2.375	Federal Home Loan Bank	4,984,600.00
13146	FAC	5,000,000.00	2.750	06/19/2023	05/28/2021	5,265,580.00	0.161	0.164	Fed Home Ln Mtg Corp	4,988,250.00
13480	FAC	10,000,000.00	2.000	06/23/2023	06/23/2022	10,000,000.00	2.462	2.496	Federal Home Loan Bank	9,959,800.00
13190	FAC	5,000,000.00	0.200	06/26/2023	08/26/2021	4,999,540.00	0.202	0.205	Federal Farm Credit Bank	4,867,750.00
13170	FAC	5,000,000.00	0.250	06/28/2023	06/28/2021	5,000,000.00	0.246	0.250	Federal Farm Credit Bank	4,869,750.00
13488	FAC	5,000,000.00	2.500	06/30/2023	06/30/2022	5,000,000.00	2.465	2.500	Federal Home Loan Bank	4,983,450.00
13489	FAC	5,000,000.00	3.000	06/30/2023	06/30/2022	5,000,000.00	2.958	3.000	Federal Home Loan Bank	5,001,250.00
13129	FAC	10,000,000.00	0.200	07/19/2023	04/19/2021	10,000,000.00	0.197	0.200	Federal Farm Credit Bank	9,719,400.00

INVESTMENT #	TYPE	FACE VALUE	STATED RATE	MATURITY DATE	PURCHASE DATE	BOOK VALUE	YTM 360 DAYS	YTM 365 DAYS	DESCRIPTION	MARKET VALUE
13291	FAC	5,000,000.00	0.500	08/25/2023	11/30/2021	5,000,000.00	0.493	0.500	Federal Home Loan Bank	4,872,400.00
13196	TRC	5,000,000.00	0.125	08/31/2023	08/31/2021	4,991,406.25	0.208	0.211	T BILL	4,837,300.00
13205	FAC	15,000,000.00	0.240	09/01/2023	09/15/2021	15,000,000.00	0.236	0.240	Fed Agric Mrg Corp (FarmerMac)	14,540,550.00
13097	FAC	5,000,000.00	0.220	09/22/2023	03/22/2021	5,000,000.00	0.216	0.220	Federal Farm Credit Bank	4,839,300.00
13212	FAC	5,000,000.00	0.170	09/27/2023	09/27/2021	4,995,530.00	0.211	0.214	Federal Farm Credit Bank	4,834,950.00
13419	FAC	5,000,000.00	1.000	09/29/2023	03/29/2022	5,000,000.00	1.804	1.829	Federal Home Loan Bank	4,954,700.00
13223	FAC	5,000,000.00	0.290	10/12/2023	10/12/2021	4,999,740.00	0.288	0.292	Federal Farm Credit Bank	4,831,700.00
13443	FAC	5,000,000.00	1.250	10/12/2023	04/12/2022	5,000,000.00	2.048	2.077	Federal Home Loan Bank	4,956,500.00
13444	FAC	5,000,000.00	1.125	10/12/2023	04/12/2022	5,000,000.00	2.068	2.096	Federal Home Loan Bank	4,941,150.00
13127	FAC	10,000,000.00	0.270	10/16/2023	04/16/2021	10,000,000.00	0.266	0.270	Fed Agric Mrg Corp (FarmerMac)	9,664,000.00
13457	FAC	5,000,000.00	1.500	10/27/2023	04/27/2022	5,000,000.00	2.459	2.493	Federal Home Loan Bank	4,978,200.00
13458	FAC	5,000,000.00	1.500	10/27/2023	04/27/2022	5,000,000.00	2.459	2.493	Federal Home Loan Bank	4,978,200.00
13257	FAC	5,000,000.00	0.400	11/09/2023	11/09/2021	5,000,000.00	0.394	0.400	Federal Farm Credit Bank	4,835,600.00
13261	FAC	5,000,000.00	0.500	11/09/2023	11/12/2021	5,000,000.00	0.493	0.500	Federal Home Loan Bank	4,836,250.00
13467	FAC	5,000,000.00	2.050	11/16/2023	05/16/2022	5,000,000.00	2.021	2.050	Federal Home Loan Bank	4,981,050.00
13270	FAC	5,000,000.00	0.500	11/17/2023	11/17/2021	5,000,000.00	0.493	0.500	Federal Home Loan Bank	4,837,450.00
13279	FAC	4,915,000.00	0.625	11/22/2023	11/22/2021	4,915,000.00	0.616	0.625	Federal Home Loan Bank	4,768,975.35
13280	FAC	5,000,000.00	0.650	11/22/2023	11/22/2021	5,000,000.00	0.641	0.650	Federal Home Loan Bank	4,849,750.00
13286	FAC	5,000,000.00	0.500	11/24/2023	11/24/2021	5,000,000.00	0.493	0.500	Federal Home Loan Bank	4,825,150.00
13471	FAC	5,000,000.00	2.700	11/24/2023	05/24/2022	5,000,000.00	2.663	2.700	Federal Home Loan Bank	4,977,950.00
13423	FAC	5,000,000.00	0.800	11/27/2023	04/05/2022	4,881,600.00	2.243	2.274	Federal Home Loan Bank	4,849,700.00
13338	FAC	5,000,000.00	0.700	12/14/2023	12/14/2021	5,000,000.00	0.690	0.700	Federal Home Loan Bank	4,853,700.00
13342	FAC	5,000,000.00	0.680	12/20/2023	12/20/2021	5,000,000.00	0.670	0.680	Federal Farm Credit Bank	4,830,400.00
13479	FAC	5,000,000.00	2.550	12/22/2023	06/22/2022	5,000,000.00	2.515	2.550	Fed Home Ln Mtg Corp	4,964,550.00
13346	FAC	5,000,000.00	0.750	12/27/2023	12/27/2021	5,000,000.00	0.739	0.750	Federal Home Loan Bank	4,854,500.00
13347	FAC	5,000,000.00	0.800	12/28/2023	12/28/2021	5,000,000.00	0.789	0.800	Federal Home Loan Bank	4,859,150.00
13415	FAC	5,000,000.00	1.650	12/28/2023	03/28/2022	5,000,000.00	1.627	1.650	Federal Home Loan Bank	4,903,750.00

INVESTMENT #	TYPE	FACE VALUE	STATED RATE	MATURITY DATE	PURCHASE DATE	BOOK VALUE	YTM 360 DAYS	YTM 365 DAYS	DESCRIPTION	MARKET VALUE
13484	FAC	5,000,000.00	2.125	12/28/2023	06/28/2022	5,000,000.00	3.072	3.114	Federal Home Loan Bank	4,983,200.00
13348	FAC	5,000,000.00	0.750	12/29/2023	12/29/2021	5,000,000.00	0.739	0.750	Federal Home Loan Bank	4,845,150.00
13349	FAC	5,000,000.00	0.750	12/29/2023	12/29/2021	5,000,000.00	0.739	0.750	Federal Home Loan Bank	4,848,750.00
13485	FAC	5,000,000.00	3.350	12/29/2023	06/29/2022	5,000,000.00	3.304	3.350	Federal Home Loan Bank	4,999,600.00
13486	FAC	5,000,000.00	2.850	12/29/2023	06/29/2022	5,000,000.00	2.810	2.850	Fed Home Ln Mtg Corp	4,982,250.00
13487	FAC	5,000,000.00	2.800	12/29/2023	06/29/2022	5,000,000.00	2.761	2.800	Fed Home Ln Mtg Corp	4,981,350.00
13365	FAC	5,000,000.00	0.900	01/18/2024	01/18/2022	4,996,570.00	0.921	0.934	Federal Farm Credit Bank	4,852,800.00
13374	FAC	5,000,000.00	1.180	02/09/2024	02/09/2022	4,996,160.00	1.202	1.218	Federal Farm Credit Bank	4,869,400.00
13379	FAC	5,000,000.00	1.040	02/16/2024	02/16/2022	5,000,000.00	1.025	1.040	Fed Agric Mrg Corp (FarmerMac)	4,847,600.00
13282	FAC	5,000,000.00	0.570	02/23/2024	11/23/2021	5,000,000.00	0.562	0.570	Federal Home Loan Bank	4,813,200.00
13381	FAC	5,000,000.00	1.100	02/23/2024	02/23/2022	5,000,000.00	1.084	1.100	Federal Home Loan Bank	4,849,200.00
13387	FAC	5,000,000.00	1.500	02/23/2024	02/28/2022	5,000,000.00	1.479	1.500	Federal Home Loan Bank	4,895,150.00
13385	FAC	5,000,000.00	0.900	02/28/2024	02/28/2022	5,000,000.00	1.475	1.495	Federal Home Loan Bank	4,875,050.00
13413	FAC	3,000,000.00	2.125	02/28/2024	03/25/2022	2,996,580.00	2.156	2.186	Federal Home Loan Bank	2,959,260.00
13400	FAC	5,000,000.00	1.625	03/14/2024	03/14/2022	4,997,160.00	1.631	1.653	Federal Farm Credit Bank	4,899,650.00
13337	FAC	5,000,000.00	0.820	03/14/2024	12/14/2021	5,000,000.00	0.808	0.820	Federal Home Loan Bank	4,837,100.00
13401	FAC	5,000,000.00	1.750	03/15/2024	03/15/2022	5,000,000.00	1.726	1.750	Federal Home Loan Bank	4,902,850.00
13101	FAC	5,000,000.00	0.350	03/28/2024	03/30/2021	5,000,000.00	0.345	0.350	Federal Home Loan Bank	4,794,050.00
13417	FAC	5,000,000.00	2.000	03/28/2024	03/28/2022	5,000,000.00	1.972	2.000	Federal Home Loan Bank	4,928,750.00
13110	FAC	10,000,000.00	0.375	04/08/2024	04/08/2021	10,000,000.00	0.369	0.375	Federal Home Loan Bank	9,584,100.00
13111	FAC	5,000,000.00	0.375	04/08/2024	04/08/2021	5,000,000.00	0.369	0.375	Federal Home Loan Bank	4,792,050.00
13122	FAC	10,000,000.00	0.400	04/15/2024	04/15/2021	10,000,000.00	0.394	0.400	Federal Home Loan Bank	9,543,600.00
13447	FAC	5,000,000.00	2.375	04/18/2024	04/18/2022	5,000,000.00	2.342	2.375	Federal Home Loan Bank	4,951,900.00
13456	FAC	5,000,000.00	2.500	04/26/2024	04/26/2022	5,000,000.00	2.465	2.500	Federal Home Loan Bank	4,956,450.00
13460	FAC	5,000,000.00	2.625	04/26/2024	04/29/2022	5,000,000.00	2.589	2.625	Federal Home Loan Bank	4,962,900.00
13137	FAC	5,000,000.00	0.500	04/29/2024	04/29/2021	5,000,000.00	0.493	0.500	Federal Home Loan Bank	4,775,750.00
13138	FAC	5,000,000.00	0.400	04/29/2024	04/29/2021	5,000,000.00	0.394	0.400	Federal Home Loan Bank	4,768,700.00

INVESTMENT #	TYPE	FACE VALUE	STATED RATE	MATURITY DATE	PURCHASE DATE	BOOK VALUE	YTM 360 DAYS	YTM 365 DAYS	DESCRIPTION	MARKET VALUE
13139	FAC	5,000,000.00	0.400	04/29/2024	04/29/2021	5,000,000.00	0.394	0.400	Federal Home Loan Bank	4,768,700.00
13470	FAC	5,000,000.00	3.000	05/17/2024	05/20/2022	5,000,000.00	2.958	3.000	Federal Home Loan Bank	4,982,600.00
13382	FAC	5,000,000.00	1.350	05/24/2024	02/24/2022	5,000,000.00	1.331	1.350	Federal Home Loan Bank	4,846,000.00
13386	FAC	5,000,000.00	1.300	05/28/2024	02/28/2022	5,000,000.00	1.282	1.300	Federal Home Loan Bank	4,846,650.00
13478	RRP	5,000,000.00	4.500	06/15/2024	06/15/2022	5,000,000.00	4.438	4.500	MARIN COUNTY	5,000,000.00
13406	FAC	5,000,000.00	1.800	06/17/2024	03/17/2022	4,997,645.00	1.796	1.821	Federal Farm Credit Bank	4,897,450.00
13416	FAC	5,000,000.00	2.000	06/28/2024	03/28/2022	5,000,000.00	1.973	2.000	Federal Home Loan Bank	4,912,600.00
13219	FAC	5,000,000.00	0.650	10/07/2024	10/07/2021	5,000,000.00	0.641	0.650	Federal Home Loan Bank	4,730,850.00
12980	RRP	300,000.00	4.000	11/01/2024	11/01/2020	300,000.00	3.945	4.000	MARIN COUNTY	300,000.00
13271	FAC	5,000,000.00	0.350	11/18/2024	11/18/2021	5,000,000.00	0.999	1.013	Federal Home Loan Bank	4,799,800.00
13399	FAC	5,000,000.00	1.250	03/14/2025	03/14/2022	5,000,000.00	2.569	2.605	Federal Home Loan Bank	4,905,850.00
		<b>1,893,328,534.64</b>			<b>1,886,357,762.45</b>					<b>1,868,857,790.92</b>
AMORTIZATION & ACCRETION OF PREMIUMS & DISCOUNTS						<b>-2,541.79</b>			ACCRUED INTEREST DISCOUNT INVESTMENTS	
		<b>1,893,328,534.64</b>			<b>1,886,355,220.66</b>					<b>1,868,857,790.92</b>



TREASURER DIVISION - DEPARTMENT OF FINANCE  
 PORTFOLIO SUMMARY REPORT - OPERATING FUNDS  
 COUNTY OF MARIN, SCHOOLS & SPECIAL DISTRICTS  
 June 30, 2022

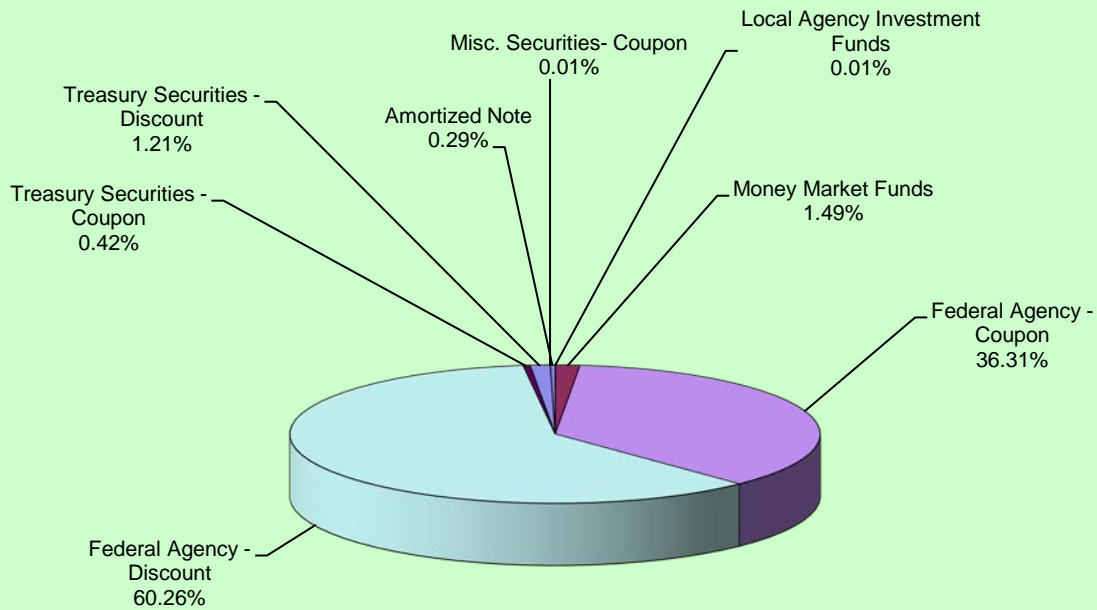
DESCRIPTION	ENDING BALANCE June 30, 2022	AVERAGE BALANCE June 30, 2022	WEIGHTED AVERAGE DAYS TO MATURITY	ANNUALIZED YIELD June 30, 2022	YIELD June 30, 2022
LOCAL AGENCY INVESTMENT FUNDS	\$256,226.62	\$256,226.62	1	0.861	0.861
MONEY MARKET FUNDS	\$28,013,848.83	\$40,863,848.83	1	0.935	0.916
FEDERAL AGENCY ISSUES - COUPON	\$684,999,853.91	\$680,236,709.05	392	0.677	0.894
FEDERAL AGENCY ISSUES - DISCOUNT	\$1,136,632,344.07	\$1,172,226,949.48	146	0.669	0.723
TREASURY SECURITIES - COUPON	\$8,011,829.90	\$8,004,182.73	340	0.497	0.493
TREASURY SECURITIES - DISCOUNT	\$22,900,080.00	\$23,000,041.33	137	0.476	0.483
MISC SECURITIES - COUPON	\$140,119.93	\$140,000.00	175	3.648	3.645
AMORTIZED NOTE	\$5,403,459.19	\$3,070,125.86	712	4.368	4.453
<b>TOTALS &amp; AVERAGES</b>	<b>\$1,886,357,762.45</b>	<b>\$1,927,798,083.90</b>	<b>236</b>	<b>0.680%</b>	<b>0.795%</b>

The Local Agency Investment Funds is an open ended account and is not included in the total weighted days to maturity.

**Treasurer Division - Department of Finance  
Portfolio Yield Report - Operating Funds  
County of Marin, Schools & Special Districts  
June 30, 2022**

INVESTMENT HOLDINGS	BOOK VALUE	6/30/22
Local Agency Investment Funds	\$256,226.62	0.861%
Money Market Funds	\$28,013,848.83	0.916%
Federal Agency - Coupon	\$684,999,853.91	0.894%
Federal Agency - Discount	\$1,136,632,344.07	0.723%
Treasury Securities - Coupon	\$8,011,829.90	0.493%
Treasury Securities - Discount	\$22,900,080.00	0.483%
Misc. Securities- Coupon	\$140,119.93	3.645%
Amortized Note	\$5,403,459.19	4.453%
<b>TOTAL</b>	<b>\$1,886,357,762.45</b>	<b>0.795%</b>

PORTFOLIO ALLOCATION




TREASURER DIVISION - DEPARTMENT OF FINANCE

REPORT OF INVESTMENTS - NON-OPERATING FUNDS

CHILDREN & FAMILIES COMMISSION

JUNE 30, 2022



Page 1

INVESTMENT #	TYPE	FACE VALUE	MATURITY DATE	PURCHASE DATE	BOOK VALUE	YTM 360 DAYS	YTM 365 DAYS	DESCRIPTION	MARKET VALUE
101	LA2	106,424.63	/ /	/ /	106,424.63	0.849	0.861	LOCAL AGENCY INVESTMENT FUND	106,424.63
		<b>106,424.63</b>			<b>106,424.63</b>				<b>106,424.63</b>




TREASURER DIVISION - DEPARTMENT OF FINANCE

REPORT OF INVESTMENTS - NON-OPERATING FUNDS

SAN RAFAEL SCHOOLS

JUNE 30, 2022



Page 1

INVESTMENT #	TYPE	FACE VALUE	MATURITY DATE	PURCHASE DATE	BOOK VALUE	YTM 360 DAYS	YTM 365 DAYS	DESCRIPTION	MARKET VALUE
687	LA1	0.00	//	//	0.00	5.181	5.253	LOCAL AGENCY INVESTMENT FUND	0.00
746	LA1	460,996.50	//	//	460,996.50	0.849	0.861	LOCAL AGENCY INVESTMENT FUND	460,996.50
		<b>460,996.50</b>			<b>460,996.50</b>				<b>460,996.50</b>
AMORTIZATION & ACCRETION OF PREMIUMS & DISCOUNTS					-0-				
		<b>460,996.50</b>			<b>460,996.50</b>				<b>460,996.50</b>