


COUNTY OF MARIN

DIVISION OF THE DEPARTMENT OF FINANCE

TREASURER

Excellent and responsive fiscal leadership



Roy Given, CPA  
DIRECTOR

April 30, 2013

Karen Shaw  
INVESTMENT OFFICER

Judy Arnold, President  
Board of Supervisors  
County of Marin  
3501 Civic Center Dr. #329  
San Rafael, CA 94903

Mary Jane Burke  
Superintendent of Schools  
Marin County Office of Education  
P. O. Box 4925  
San Rafael, CA 94913

Marin County SUPERVISORS  
Special Districts, and  
MCERA

Marin County Civic Center  
3501 Civic Center Drive  
Suite 209  
PO Box 4220  
San Rafael, CA 94913-4220  
415 473 6143 T  
415 473 3741 F  
CRS Dial 711  
[www.marincounty.org/treas](http://www.marincounty.org/treas)

RE: MONTHLY REPORT OF COUNTY, SCHOOLS AND DISTRICT INVESTMENTS  
as of March 31, 2013.

Dear Investment Fund Participants:

The attached Monthly Report of County, Schools and District investments is provided for your review.

\* The investments were made pursuant to Government Code Sections 53601, 53635 and comply with the County Treasurer's Statement of Investment Policy. The investment policy provides for:

- Preservation of capital through high quality investments;
- Maintenance of sufficient liquidity to meet participant operating needs; and
- A rate of return consistent with the above objectives.

\* Maturities are scheduled to meet participant expenditure requirements for the next six months.

\* Attached spreadsheets identify investment type, issuer, maturity date, amount invested and fair market value for each security held. Fair market values were determined by Wells Fargo Institutional Trust Services on all securities except for investments in the Local Agency Investment Fund which was valued at face value by us. Adjustments have been made for premiums, discounts and accrued interest on discount securities to make the book value and fair market value more comparable.

I trust you find this report informative. Should you have any questions do not hesitate to call me.

Respectfully submitted,

A handwritten signature in black ink that reads "Roy Given".

Roy Given  
Director of Finance

cc: Matthew Hymel, County Administrator  
Marin County Treasury Oversight Committee

Requests for accommodations may be made by calling (415) 473-4381 (Voice/TTY), 711 for California Relay Service or by e-mail at [disabilityaccess@marincounty.org](mailto:disabilityaccess@marincounty.org). Copies of documents are available in alternative formats, upon request.

CA4

**TREASURER DIVISION - DEPARTMENT OF FINANCE**  
**REPORT OF INVESTMENTS - OPERATING FUNDS**  
**COUNTY OF MARIN, SCHOOLS & SPECIAL DISTRICTS**

March 31, 2013

Page 1

INVESTMENT #	TYPE	FACE VALUE	STATED RATE	MATURITY DATE	PURCHASE DATE	BOOK VALUE	YTM 360 DAYS	YTM 365 DAYS	DESCRIPTION	MARKET VALUE
142	LA1	235,501.14	2.967	//	//	235,501.14	0.281	0.285	Local Agency Investment Fund	235,501.14
3490	LA2	0.00	5.170	//	//	0.00	0.000	0.001	MM-DREYFUS	0.00
9149	LA2	10,001,953.16	0.040	//	//	10,001,953.16	0.009	0.010	MM-FIDELITY Institutional Gov	10,001,953.16
4366	LA2	0.00	4.930	//	//	0.00	0.009	0.010	NATIONS Treasury Reserves	0.00
2246	LA2	9,998,577.24	4.760	//	//	9,998,577.24	0.009	0.010	MM-WELLS FARGO Institutional G	9,998,577.24
10314	FAD	9,400,000.00	0.090	04/01/2013	03/06/2013	9,399,389.00	0.090	0.091	Federal Home Loan Discount	9,400,000.00
10182	FAD	1,450,000.00	0.150	04/02/2013	10/24/2012	1,449,033.33	0.150	0.152	Federal Home Loan Discount	1,450,000.00
10176	FAD	13,400,000.00	0.160	04/12/2013	10/18/2012	13,389,518.22	0.160	0.162	Federal Home Loan Discount	13,399,866.00
10155	FAD	30,000,000.00	0.130	04/12/2013	09/26/2012	29,978,550.00	0.130	0.132	Fed Home Ln Mtg Corp Disc	29,999,700.00
10289	FAD	4,100,000.00	0.075	04/15/2013	02/04/2013	4,099,402.08	0.075	0.076	Federal Home Loan Discount	4,099,959.00
10184	FAD	12,000,000.00	0.155	04/15/2013	10/26/2012	11,991,165.00	0.155	0.157	Fed Home Ln Mtg Corp Disc	11,999,880.00
10197	FAD	17,600,000.00	0.140	04/15/2013	11/13/2012	17,589,528.00	0.140	0.142	Fed Natl Mtg Assoc Disc	17,599,824.00
10185	MC1	3,000,000.00	3.500	04/15/2013	10/24/2012	3,000,000.00	3.452	3.500	Ross Valley Sanitary District	3,000,000.00
10245	FAD	15,000,000.00	0.115	04/16/2013	12/14/2012	14,994,106.25	0.115	0.116	Fed Home Ln Mtg Corp Disc	14,999,850.00
10266	FAD	1,250,000.00	0.090	04/17/2013	01/03/2013	1,249,675.00	0.090	0.091	Federal Home Loan Discount	1,249,987.50
10244	FAD	2,000,000.00	0.120	04/18/2013	12/13/2012	1,999,160.00	0.120	0.121	Fed Natl Mtg Assoc Disc	1,999,980.00
10246	FAD	10,000,000.00	0.110	04/19/2013	12/13/2012	9,996,119.44	0.110	0.111	Fed Home Ln Mtg Corp Disc	9,999,900.00
10273	FAD	5,800,000.00	0.060	04/22/2013	01/10/2013	5,799,014.00	0.060	0.060	Fed Natl Mtg Assoc Disc	5,799,942.00
10264	FAD	2,610,000.00	0.090	04/23/2013	12/31/2012	2,609,262.68	0.090	0.091	Fed Home Ln Mtg Corp Disc	2,609,973.90
10267	FAD	3,250,000.00	0.090	04/24/2013	01/03/2013	3,249,098.13	0.090	0.091	Fed Home Ln Mtg Corp Disc	3,249,967.50
10268	FAD	4,000,000.00	0.080	04/25/2013	01/04/2013	3,999,013.33	0.080	0.081	Fed Home Ln Mtg Corp Disc	3,999,960.00
10269	FAD	4,000,000.00	0.080	04/26/2013	01/04/2013	3,999,004.44	0.080	0.081	Fed Home Ln Mtg Corp Disc	3,999,960.00

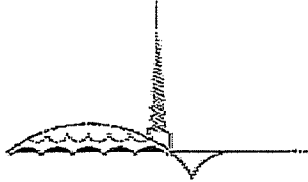
INVESTMENT #	TYPE	FACE VALUE	STATED RATE	MATURITY DATE	PURCHASE DATE	BOOK VALUE	YTM 360 DAYS	YTM 365 DAYS	DESCRIPTION	MARKET VALUE
10270	FAD	4,125,000.00	0.095	04/29/2013	01/07/2013	4,123,780.83	0.095	0.096	Fed Home Ln Mtg Corp Disc	4,124,917.50
9909	FAC	5,000,000.00	0.200	04/30/2013	02/01/2012	5,000,000.00	0.197	0.200	Federal Home Loan Bank	5,000,300.00
10275	FAD	7,100,000.00	0.080	04/30/2013	01/14/2013	7,098,327.56	0.080	0.081	Fed Natl Mtg Assoc Disc	7,099,858.00
10280	FAD	5,000,000.00	0.090	05/01/2013	01/18/2013	4,998,712.50	0.090	0.091	Fed Natl Mtg Assoc Disc	4,999,800.00
10317	FAD	4,000,000.00	0.092	05/01/2013	03/08/2013	3,999,448.00	0.092	0.093	Fed Natl Mtg Assoc Disc	3,999,840.00
10302	FAD	4,400,000.00	0.060	05/02/2013	02/22/2013	4,399,494.00	0.060	0.060	Federal Home Loan Discount	4,399,824.00
10272	FAD	8,200,000.00	0.080	05/03/2013	01/09/2013	8,197,922.67	0.080	0.081	Fed Natl Mtg Assoc Disc	8,199,672.00
10274	FAD	6,200,000.00	0.080	05/06/2013	01/11/2013	6,198,415.56	0.080	0.081	Fed Natl Mtg Assoc Disc	6,199,690.00
10281	FAD	6,100,000.00	0.090	05/07/2013	01/18/2013	6,098,337.75	0.090	0.091	Fed Natl Mtg Assoc Disc	6,099,695.00
10291	FAD	8,000,000.00	0.085	05/08/2013	02/07/2013	7,998,300.00	0.085	0.086	Federal Home Loan Discount	7,999,600.00
10292	FAD	8,400,000.00	0.093	05/10/2013	02/08/2013	8,398,025.30	0.093	0.094	Federal Home Loan Discount	8,399,580.00
10290	FAD	5,300,000.00	0.085	05/14/2013	02/05/2013	5,298,773.64	0.085	0.086	Fed Home Ln Mtg Corp Disc	5,299,682.00
10298	FAD	5,500,000.00	0.125	05/15/2013	02/19/2013	5,498,376.74	0.125	0.126	Federal Home Loan Discount	5,499,670.00
10301	FAD	5,000,000.00	0.130	05/15/2013	02/21/2013	4,998,501.39	0.130	0.131	Federal Home Loan Discount	4,999,700.00
10315	FAD	2,500,000.00	0.110	05/16/2013	03/07/2013	2,499,465.28	0.110	0.111	Federal Home Loan Discount	2,499,850.00
10303	FAD	3,500,000.00	0.140	05/17/2013	02/25/2013	3,498,897.50	0.140	0.141	Federal Home Loan Discount	3,499,790.00
10230	FAD	16,000,000.00	0.140	05/17/2013	12/06/2012	15,989,920.00	0.140	0.142	Fed Home Ln Mtg Corp Disc	15,999,040.00
10316	FAD	7,426,000.00	0.110	05/20/2013	03/08/2013	7,424,343.59	0.110	0.111	Federal Farm Credit Bank Disc	7,425,480.18
10297	FAD	4,100,000.00	0.000	05/21/2013	02/15/2013	4,098,647.57	0.126	0.128	Fed Home Ln Mtg Corp Disc	4,099,713.00
10300	FAD	4,200,000.00	0.130	05/22/2013	02/20/2013	4,198,619.83	0.130	0.131	Fed Natl Mtg Assoc Disc	4,199,706.00
10296	FAD	3,600,000.00	0.100	05/23/2013	02/15/2013	3,599,030.00	0.100	0.101	Fed Natl Mtg Assoc Disc	3,599,748.00
10307	FAD	1,600,000.00	0.000	05/28/2013	02/28/2013	1,599,683.56	0.080	0.081	Federal Home Loan Discount	1,599,872.00
10304	FAD	1,400,000.00	0.130	05/28/2013	02/26/2013	1,399,539.94	0.130	0.131	Fed Home Ln Mtg Corp Disc	1,399,888.00
10288	FAD	4,800,000.00	0.085	05/29/2013	02/01/2013	4,798,674.00	0.085	0.086	Federal Home Loan Discount	4,799,616.00
10305	FAD	17,800,000.00	0.135	05/29/2013	02/27/2013	17,793,925.75	0.135	0.136	Fed Natl Mtg Assoc Disc	17,798,576.00
10295	FAD	6,500,000.00	0.090	05/30/2013	02/14/2013	6,498,293.75	0.090	0.091	Fed Home Ln Mtg Corp Disc	6,499,480.00
10278	FAD	6,320,000.00	0.100	05/31/2013	01/17/2013	6,317,647.56	0.100	0.101	Federal Home Loan Discount	6,319,494.40

INVESTMENT #	TYPE	FACE VALUE	STATED RATE	MATURITY DATE	PURCHASE DATE	BOOK VALUE	YTM 360 DAYS	YTM 365 DAYS	DESCRIPTION	MARKET VALUE
10279	FAD	1,800,000.00	0.090	05/31/2013	01/17/2013	1,799,397.00	0.090	0.091	Fed Natl Mtg Assoc Disc	1,799,856.00
10283	FAD	7,400,000.00	0.090	05/31/2013	01/24/2013	7,397,650.50	0.090	0.091	Fed Natl Mtg Assoc Disc	7,399,408.00
10310	FAD	6,100,000.00	0.122	06/03/2013	03/04/2013	6,098,118.83	0.122	0.123	Fed Home Ln Mtg Corp Disc	6,099,451.00
10312	FAD	5,000,000.00	0.115	06/03/2013	03/06/2013	4,998,578.47	0.115	0.116	Fed Home Ln Mtg Corp Disc	4,999,550.00
10321	FAD	3,000,000.00	0.070	06/04/2013	03/12/2013	2,999,510.00	0.070	0.070	Federal Home Loan Discount	2,999,730.00
10308	FAD	6,300,000.00	0.124	06/05/2013	03/01/2013	6,297,900.02	0.125	0.126	Federal Home Loan Discount	6,299,433.00
10322	FAD	2,514,000.00	0.070	06/06/2013	03/12/2013	2,513,579.60	0.070	0.070	Federal Home Loan Discount	2,513,773.74
10320	FAD	4,600,000.00	0.110	06/07/2013	03/11/2013	4,598,763.11	0.110	0.111	Federal Home Loan Discount	4,599,586.00
10313	FAD	5,000,000.00	0.115	06/10/2013	03/06/2013	4,998,466.67	0.115	0.116	Fed Home Ln Mtg Corp Disc	4,999,500.00
10334	FAD	4,000,000.00	0.070	06/11/2013	03/18/2013	3,999,338.89	0.070	0.070	Federal Home Loan Discount	3,999,600.00
10335	FAD	4,000,000.00	0.070	06/13/2013	03/18/2013	3,999,323.33	0.070	0.070	Federal Home Loan Discount	3,999,600.00
10224	FAD	15,000,000.00	0.150	06/14/2013	12/04/2012	14,988,000.00	0.151	0.153	Fed Home Ln Mtg Corp Disc	14,998,500.00
10309	FAD	6,132,000.00	0.130	06/17/2013	03/01/2013	6,129,608.52	0.130	0.131	Federal Home Loan Discount	6,131,325.48
10336	FAD	4,200,000.00	0.070	06/18/2013	03/18/2013	4,199,248.67	0.070	0.070	Federal Home Loan Discount	4,199,538.00
10284	FAD	5,000,000.00	0.105	06/19/2013	01/25/2013	4,997,885.42	0.105	0.106	Federal Home Loan Discount	4,999,450.00
10347	FAD	5,000,000.00	0.080	06/20/2013	03/25/2013	4,999,033.33	0.080	0.081	Fed Agric Mtg Corp Discount	4,999,450.00
10327	FAD	5,900,000.00	0.115	06/21/2013	03/14/2013	5,898,134.13	0.115	0.116	Federal Home Loan Discount	5,899,351.00
10285	FAD	4,900,000.00	0.090	06/24/2013	01/25/2013	4,898,162.50	0.090	0.091	Fed Natl Mtg Assoc Disc	4,899,412.00
10311	FAD	3,500,000.00	0.130	06/25/2013	03/05/2013	3,498,584.44	0.130	0.131	Fed Home Ln Mtg Corp Disc	3,499,580.00
10221	FAD	10,000,000.00	0.160	06/26/2013	12/04/2012	9,990,933.33	0.162	0.164	Fed Home Ln Mtg Corp Disc	9,998,800.00
10222	FAD	10,000,000.00	0.160	06/27/2013	12/04/2012	9,990,888.89	0.162	0.164	Fed Home Ln Mtg Corp Disc	9,998,800.00
10223	FAD	15,000,000.00	0.160	06/28/2013	12/04/2012	14,986,266.67	0.162	0.164	Fed Home Ln Mtg Corp Disc	14,998,200.00
10329	FAD	4,000,000.00	0.110	07/01/2013	03/15/2013	3,998,680.00	0.110	0.111	Fed Natl Mtg Assoc Disc	3,999,400.00
10338	FAD	5,000,000.00	0.080	07/02/2013	03/19/2013	4,998,833.33	0.080	0.081	Fed Home Ln Mtg Corp Disc	4,999,250.00
10323	FAD	4,200,000.00	0.120	07/03/2013	03/13/2013	4,198,432.00	0.120	0.121	Federal Home Loan Discount	4,199,328.00
10337	FAD	5,000,000.00	0.105	07/05/2013	03/19/2013	4,998,425.00	0.105	0.106	Federal Home Loan Discount	4,999,200.00
10356	FAD	4,900,000.00	0.060	07/08/2013	03/28/2013	4,899,167.00	0.060	0.060	Federal Home Loan Discount	4,899,201.30

INVESTMENT #	TYPE	FACE VALUE	STATED RATE	MATURITY DATE	PURCHASE DATE	BOOK VALUE	YTM 360 DAYS	YTM 365 DAYS	DESCRIPTION	MARKET VALUE
10343	FAD	2,800,000.00	0.100	07/10/2013	03/22/2013	2,799,144.44	0.100	0.101	Fed Home Ln Mtg Corp Disc	2,799,524.00
10344	FAD	3,000,000.00	0.100	07/11/2013	03/22/2013	2,999,075.00	0.100	0.101	Fed Home Ln Mtg Corp Disc	2,999,490.00
10325	FAD	10,000,000.00	0.110	07/12/2013	03/13/2013	9,996,302.78	0.110	0.111	Fed Home Ln Mtg Corp Disc	9,998,300.00
10351	FAD	7,000,000.00	0.080	07/15/2013	03/27/2013	6,998,288.89	0.080	0.081	Federal Home Loan Discount	6,998,740.00
10330	FAD	5,000,000.00	0.000	07/17/2013	03/15/2013	4,997,933.33	0.120	0.121	Federal Home Loan Discount	4,999,100.00
10349	FAD	4,000,000.00	0.100	07/18/2013	03/26/2013	3,998,733.33	0.100	0.101	Fed Home Ln Mtg Corp Disc	3,999,280.00
10340	FAD	7,600,000.00	0.110	07/19/2013	03/20/2013	7,597,190.11	0.110	0.111	Federal Home Loan Discount	7,598,632.00
10331	FAD	4,000,000.00	0.120	07/22/2013	03/15/2013	3,998,280.00	0.120	0.121	Fed Home Ln Mtg Corp Disc	3,999,240.00
10345	FAD	4,000,000.00	0.100	07/24/2013	03/25/2013	3,998,655.56	0.100	0.101	Fed Home Ln Mtg Corp	3,999,240.00
10350	FAD	3,500,000.00	0.100	07/25/2013	03/26/2013	3,498,823.61	0.100	0.101	Fed Home Ln Mtg Corp Disc	3,499,335.00
10332	FAD	3,400,000.00	0.120	07/26/2013	03/15/2013	3,398,492.67	0.120	0.121	Federal Home Loan Discount	3,399,354.00
10346	FAD	4,000,000.00	0.100	07/26/2013	03/25/2013	3,998,633.33	0.100	0.101	Fed Home Ln Mtg Corp Disc	3,999,240.00
10352	FAD	5,000,000.00	0.100	07/29/2013	03/27/2013	4,998,277.78	0.100	0.101	Fed Home Ln Mtg Corp Disc	4,999,000.00
10319	FAD	25,000,000.00	0.110	07/30/2013	03/11/2013	24,989,229.17	0.110	0.111	Federal Home Loan Discount	24,995,000.00
10328	FAD	16,915,000.00	0.100	07/30/2013	03/15/2013	16,908,562.90	0.100	0.101	Federal Home Loan Discount	16,911,617.00
10339	FAD	15,000,000.00	0.080	07/30/2013	03/20/2013	14,995,600.00	0.080	0.081	Fed Natl Mtg Assoc Disc	14,997,000.00
10341	FAD	15,500,000.00	0.080	07/30/2013	03/21/2013	15,495,487.78	0.080	0.081	Fed Natl Mtg Assoc Disc	15,496,900.00
10342	FAD	17,000,000.00	0.080	07/30/2013	03/22/2013	16,995,088.89	0.080	0.081	Fed Natl Mtg Assoc Disc	16,996,600.00
10233	FAD	10,000,000.00	0.140	07/31/2013	12/07/2012	9,990,822.22	0.141	0.143	Fed Natl Mtg Assoc Disc	9,998,000.00
10324	FAD	10,300,000.00	0.125	08/01/2013	03/13/2013	10,294,957.29	0.125	0.126	Fed Natl Mtg Assoc Disc	10,297,528.00
10354	FAD	9,400,000.00	0.090	08/16/2013	03/27/2013	9,396,663.00	0.090	0.091	Fed Home Ln Mtg Corp Disc	9,397,462.00
10232	FAD	11,000,000.00	0.150	08/30/2013	12/07/2012	10,987,808.33	0.152	0.154	Fed Natl Mtg Assoc Disc	10,996,810.00
10355	FAD	3,500,000.00	0.110	08/30/2013	03/27/2013	3,498,331.66	0.110	0.111	Fed Natl Mtg Assoc Disc	3,498,985.00
9299	FAC	5,000,000.00	1.125	09/17/2013	09/17/2010	4,997,500.00	1.126	1.142	Fed Natl Mtg Assoc	5,023,050.00
10231	FAD	20,000,000.00	0.150	09/30/2013	12/07/2012	19,975,250.00	0.152	0.154	Fed Natl Mtg Assoc Disc	19,990,800.00
10178	FAC	5,000,000.00	0.200	10/22/2013	10/22/2012	4,999,250.00	0.212	0.215	Federal Farm Credit Bank	5,001,200.00
10029	FAC	5,000,000.00	0.280	10/25/2013	04/27/2012	5,000,000.00	0.276	0.280	Federal Home Loan Bank	5,003,450.00

INVESTMENT #	TYPE	FACE VALUE	STATED RATE	MATURITY DATE	PURCHASE DATE	BOOK VALUE	YTM 360 DAYS	YTM 365 DAYS	DESCRIPTION	MARKET VALUE
10243	FAC	5,000,000.00	0.190	12/13/2013	12/13/2012	4,999,500.00	0.197	0.200	Federal Farm Credit Bank	5,000,700.00
10251	FAC	5,000,000.00	0.190	12/19/2013	12/19/2012	4,999,870.00	0.189	0.192	Federal Farm Credit Bank	5,000,700.00
10253	MC1	197,000.00	3.500	12/19/2013	12/19/2012	197,000.00	3.452	3.500	Town of Ross	197,000.00
10353	FAC	5,000,000.00	0.170	03/27/2014	03/27/2013	4,999,400.00	0.179	0.182	Federal Home Loan Bank	4,999,000.00
10277	FAC	5,000,000.00	0.250	07/16/2014	01/16/2013	4,999,000.00	0.259	0.263	Federal Home Loan Bank	5,001,050.00
10031	FAC	5,000,000.00	0.500	10/30/2014	04/30/2012	5,000,000.00	0.493	0.500	Fed Natl Mtg Assoc	5,000,850.00
10254	MC1	189,000.00	3.500	12/19/2014	12/19/2012	189,000.00	3.452	3.500	Town of Ross	189,000.00
10260	FAC	5,000,000.00	0.320	12/26/2014	12/26/2012	4,999,500.00	0.320	0.325	Federal Home Loan Bank	5,001,850.00
10085	FAC	5,000,000.00	0.500	01/09/2015	07/09/2012	4,999,250.00	0.499	0.506	Fed Natl Mtg Assoc	5,003,650.00
10282	FAC	5,000,000.00	0.320	01/23/2015	01/23/2013	4,999,750.00	0.318	0.322	Federal Home Loan Bank	5,000,500.00
10294	FAC	5,000,000.00	0.375	02/13/2015	02/13/2013	5,000,000.00	0.369	0.375	Fed Home Ln Mtg Corp	5,001,350.00
10299	FAC	5,000,000.00	0.350	02/20/2015	02/20/2013	5,000,000.00	0.345	0.350	Federal Home Loan Bank	4,997,900.00
10005	FAC	15,000,000.00	0.710	04/15/2015	04/13/2012	15,000,000.00	0.700	0.709	Fed Natl Mtg Assoc	15,003,300.00
10013	FAC	5,000,000.00	0.750	04/17/2015	04/17/2012	5,000,000.00	0.739	0.750	Fed Natl Mtg Assoc	5,001,300.00
10070	FAC	5,000,000.00	0.500	06/12/2015	06/12/2012	5,000,000.00	0.982	0.995	Fed Natl Mtg Assoc	5,002,100.00
10259	FAC	5,000,000.00	0.400	06/24/2015	12/24/2012	5,000,000.00	0.394	0.400	Fed Natl Mtg Assoc	5,000,150.00
10348	FAC	5,000,000.00	0.350	06/26/2015	03/26/2013	5,000,000.00	0.345	0.350	Fed Natl Mtg Assoc	4,998,350.00
10286	FAC	5,000,000.00	0.400	07/30/2015	01/30/2013	4,999,500.00	0.398	0.404	Fed Natl Mtg Assoc	4,994,350.00
10326	FAC	5,000,000.00	0.500	09/14/2015	03/14/2013	5,000,000.00	0.493	0.500	Fed Home Ln Mtg Corp	4,998,900.00
10333	FAC	5,000,000.00	0.420	09/18/2015	03/18/2013	5,000,000.00	0.414	0.420	Fed Home Ln Mtg Corp	5,002,100.00
10205	FAC	5,000,000.00	0.525	11/20/2015	11/20/2012	5,000,000.00	0.517	0.525	Fed Home Ln Mtg Corp	5,002,450.00
10217	FAC	5,000,000.00	0.500	11/24/2015	11/30/2012	5,000,000.00	0.493	0.500	Fed Home Ln Mtg Corp	5,002,200.00
10255	MC1	184,000.00	3.500	12/19/2015	12/19/2012	184,000.00	3.452	3.500	Town of Ross	184,000.00
10293	FAC	5,000,000.00	0.550	02/12/2016	02/12/2013	4,998,500.00	0.552	0.560	Fed Natl Mtg Assoc	5,003,800.00
10318	FAC	5,000,000.00	0.625	03/11/2016	03/11/2013	5,000,000.00	0.616	0.625	Fed Natl Mtg Assoc	5,003,350.00
10306	FAC	5,000,000.00	0.650	03/28/2016	02/28/2013	5,000,000.00	0.641	0.649	Fed Natl Mtg Assoc	5,005,450.00
10256	MC1	178,000.00	3.560	12/19/2016	12/19/2012	178,000.00	3.511	3.560	Town of Ross	178,000.00

INVESTMENT #	TYPE	FACE VALUE	STATED RATE	MATURITY DATE	PURCHASE DATE	BOOK VALUE	YTM 360 DAYS	YTM 365 DAYS	DESCRIPTION	MARKET VALUE
10257	MC1	172,777.00	3.648	12/19/2017	12/19/2012	172,777.00	3.598	3.648	Town of Ross	172,777.00
		836,448,808.54			836,138,513.43				836,424,141.04	
AMORTIZATION & ACCRETION OF PREMIUMS & DISCOUNTS						361.26			ACCRUED INTEREST DISCOUNT INVESTMENTS	
		836,448,808.54			836,138,874.69				836,424,141.04	



TREASURER DIVISION - DEPARTMENT OF FINANCE  
PORTFOLIO SUMMARY REPORT - OPERATING FUNDS  
COUNTY OF MARIN, SCHOOLS & SPECIAL DISTRICTS  
March 31, 2013

DESCRIPTION	ENDING BALANCE March 31, 2013	AVERAGE BALANCE March 31, 2013	WEIGHTED AVERAGE DAYS TO MATURITY	ANNUALIZED YIELD March 31, 2013	YIELD March 31, 2013
LOCAL AGENCY INVESTMENT FUNDS	\$235,501.14	\$235,501.14	1	0.285	0.285
MONEY MARKET FUNDS	\$20,000,530.40	\$19,390,852.98	1	0.010	0.010
FEDERAL AGENCY ISSUES - COUPON	\$144,991,020.00	\$136,607,443.91	657	0.467	0.478
FEDERAL AGENCY ISSUES - DISCOUNT	\$666,990,684.89	\$668,706,854.02	73	0.121	0.114
TREASURY SECURITIES - COUPON					
TREASURY SECURITIES - DISCOUNT					
MISC SECURITIES - COUPON	\$3,920,777.00	\$3,920,777.00	238	3.459	3.509
TOTALS & AVERAGES	\$836,138,513.43	\$828,861,429.05	173	0.191%	0.191%

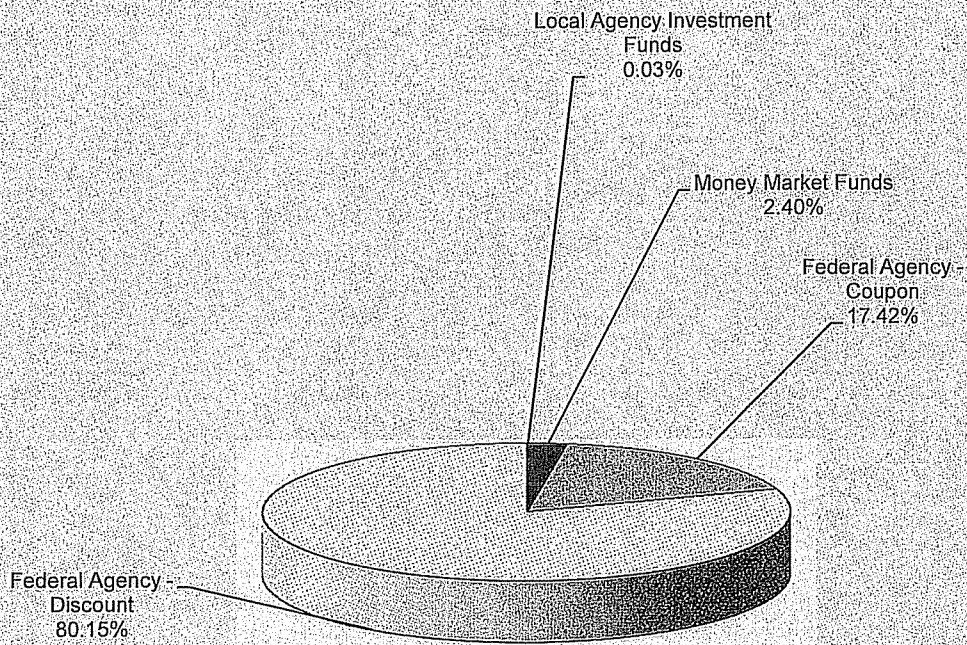
The Local Agency Investment Funds is an open ended account and is not included in the total weighted days to maturity.



**Treasurer Division - Department of Finance**  
**Portfolio Yield Report - Operating Funds**  
**County of Marin, Schools & Special Districts**  
**March 31, 2013**

INVESTMENT HOLDINGS	BOOK VALUE	3/31/13
Local Agency Investment Funds	\$235,501.14	0.285%
Money Market Funds	\$20,000,530.40	0.010%
Federal Agency - Coupon	\$144,991,020.00	0.478%
Federal Agency - Discount	\$666,990,684.89	0.114%
Misc.- Coupon	\$3,920,777.00	3.509%
<b>TOTAL</b>	<b>\$836,138,513.43</b>	<b>0.191%</b>

PORTFOLIO ALLOCATION



TREASURER DIVISION - DEPARTMENT OF FINANCE

REPORT OF INVESTMENTS - NON-OPERATING FUNDS

CHILDREN & FAMILIES COMMISSION

March 31, 2013

Page 1

INVESTMENT #	TYPE	FACE VALUE	MATURITY DATE	PURCHASE DATE	BOOK VALUE	YTM 360 DAYS	YTM 365 DAYS	DESCRIPTION	MARKET VALUE
101	LA2	97,816.24	//	//	97,816.24	0.281	0.285	LOCAL AGENCY INVESTMENT FUND	97,816.24
		97,816.24			97,816.24				97,816.24

TREASURER DIVISION - DEPARTMENT OF FINANCE

REPORT OF INVESTMENTS - NON-OPERATING FUNDS

SAN RAFAEL SCHOOLS

March 31, 2013

Page 1

INVESTMENT #	TYPE	FACE VALUE	MATURITY DATE	PURCHASE DATE	BOOK VALUE	YTM 360 DAYS	YTM 365 DAYS	DESCRIPTION	MARKET VALUE
687	LA1	0.00	//	//	0.00	5.181	5.253	LOCAL AGENCY INVESTMENT FUND	0.00
746	LA1	423,707.78	//	//	423,707.78	0.281	0.285	LOCAL AGENCY INVESTMENT FUND	423,707.78
		423,707.78			423,707.78				423,707.78
AMORTIZATION & ACCRETION OF PREMIUMS & DISCOUNTS					-0-				
		423,707.78			423,707.78				423,707.78