

DIVISION OF THE DEPARTMENT OF FINANCE
TREASURER

Excellent and responsive fiscal leadership.

Roy Given, CPA
DIRECTOR

Karen Shaw
INVESTMENT OFFICER

Marin County Civic Center
3501 Civic Center Drive
Suite 209
PO Box 4220
San Rafael, CA 94913-4220
415 473 6143 T
415 473 3741 F
CRS Dial 711
www.marincounty.org/treas

April 28, 2015

Katie Rice, President
Board of Supervisors
County of Marin
3501 Civic Center Dr. #329
San Rafael, CA 94903

Mary Jane Burke
Superintendent of Schools
Marin County Office of Education
P. O. Box 4925
San Rafael, CA 94913

Marin County Schools,
Special Districts, and
MCERA

RE: MONTHLY REPORT OF COUNTY, SCHOOLS AND DISTRICT INVESTMENTS
as of March 31, 2015.

Dear Investment Fund Participants:

The attached Monthly Report of County, Schools and District investments is provided for your review.

* The investments were made pursuant to Government Code Sections 53601, 53635 and comply with the County Treasurer's Statement of Investment Policy. The investment policy provides for:

- Preservation of capital through high quality investments;
- Maintenance of sufficient liquidity to meet participant operating needs; and
- A rate of return consistent with the above objectives.

* Maturities are scheduled to meet participant expenditure requirements for the next six months.

* Attached spreadsheets identify investment type, issuer, maturity date, amount invested and fair market value for each security held. Fair market values were determined by Wells Fargo Institutional Trust Services on all securities except for investments in the Local Agency Investment Fund which was valued at face value by us. Adjustments have been made for premiums, discounts and accrued interest on discount securities to make the book value and fair market value more comparable.

I trust you find this report informative. Should you have any questions do not hesitate to call me.

Respectfully submitted,

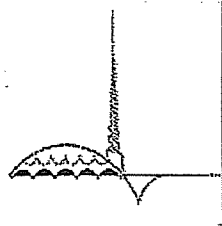
Roy Given
Director of Finance

RG: mg
Attachments

cc: Matthew Hymel, County Administrator
Marin County Treasury Oversight Committee

Requests for accommodations may be made by calling (415) 473-4381 (Voice/TTY), 711 for California Relay Service or by e-mail at disabilityaccess@marincounty.org. Copies of documents are available in alternative formats, upon request.

CA-5



TREASURER DIVISION - DEPARTMENT OF FINANCE
REPORT OF INVESTMENTS - OPERATING FUNDS
COUNTY OF MARIN, SCHOOLS & SPECIAL DISTRICTS

March 31, 2015

Page 1

INVESTMENT #	TYPE	FACE VALUE	STATED RATE	MATURITY DATE	PURCHASE DATE	BOOK VALUE	YTM 360 DAYS	YTM 365 DAYS	DESCRIPTION	MARKET VALUE
142	LA1	236,672.89	2.967	//	07/01/2011	236,672.89	0.274	0.278	Local Agency Investment Fund	236,672.89
3490	LA2	0.00	5.170	//	07/01/2011	0.00	0.000	0.001	MM-DREYFUS	0.00
9149	LA2	10,003,920.24	0.040	//	07/01/2011	10,003,920.24	0.009	0.010	MM-FIDELITY Institutional Gov	10,003,920.24
4366	LA2	0.00	4.930	//	07/01/2011	0.00	0.009	0.010	NATIONS Treasury Reserves	0.00
2246	LA2	10,001,752.91	4.760	//	07/01/2011	10,001,752.91	0.009	0.010	MM-WELLS FARGO Institutional G	10,001,752.91
10926	FAD	3,720,000.00	0.000	04/13/2015	11/25/2014	3,718,635.48	0.095	0.096	Fed Natl Mtg Assoc Disc	3,719,962.80
10927	FAD	2,600,000.00	0.095	04/14/2015	11/26/2014	2,599,046.31	0.095	0.096	Fed Home Ln Mtg Corp Disc	2,599,974.00
10931	FAD	6,599,000.00	0.095	04/14/2015	12/01/2014	6,596,666.52	0.095	0.096	Fed Home Ln Mtg Corp Disc	6,598,934.01
10940	FAD	27,500,000.00	0.075	04/15/2015	12/08/2014	27,492,666.67	0.075	0.076	Federal Home Loan Discount	27,499,725.00
10928	FAD	11,500,000.00	0.095	04/15/2015	11/26/2014	11,495,751.39	0.095	0.096	Fed Natl Mtg Assoc Disc	11,499,885.00
10932	FAD	6,000,000.00	0.095	04/15/2015	12/01/2014	5,997,862.50	0.095	0.096	Fed Natl Mtg Assoc Disc	5,999,940.00
10933	FAD	15,564,000.00	0.095	04/15/2015	12/03/2014	15,558,537.47	0.095	0.096	Fed Natl Mtg Assoc Disc	15,563,844.36
10934	FAD	4,959,000.00	0.105	04/15/2015	12/04/2014	4,957,090.79	0.105	0.106	Fed Natl Mtg Assoc Disc	4,958,950.41
10941	FAD	3,800,000.00	0.110	04/16/2015	12/08/2014	3,798,502.17	0.110	0.111	Fed Home Ln Mtg Corp Disc	3,799,924.00
10949	FAD	4,000,000.00	0.075	04/17/2015	12/10/2014	3,998,933.33	0.075	0.076	Federal Home Loan Discount	3,999,920.00
10950	FAD	4,000,000.00	0.080	04/20/2015	12/10/2014	3,998,835.56	0.080	0.081	Federal Home Loan Discount	3,999,920.00
10951	FAD	4,000,000.00	0.080	04/21/2015	12/10/2014	3,998,826.67	0.080	0.081	Federal Home Loan Discount	3,999,920.00
10936	FAD	2,000,000.00	0.095	04/22/2015	12/04/2014	1,999,266.39	0.095	0.096	Fed Home Ln Mtg Corp Disc	1,999,960.00
10967	FAD	1,500,000.00	0.110	04/22/2015	12/16/2014	1,499,417.92	0.110	0.111	Fed Natl Mtg Assoc Disc	1,499,970.00
10952	FAD	4,000,000.00	0.080	04/23/2015	12/10/2014	3,998,808.89	0.080	0.081	Federal Home Loan Discount	3,999,920.00
10935	FAD	5,750,000.00	0.100	04/24/2015	12/04/2014	5,747,747.92	0.100	0.101	Fed Home Ln Mtg Corp Disc	5,749,885.00
10938	FAD	5,000,000.00	0.100	04/24/2015	12/05/2014	4,998,055.56	0.100	0.101	Fed Home Ln Mtg Corp Disc	4,999,900.00

INVESTMENT #	TYPE	FACE VALUE	STATED RATE	MATURITY DATE	PURCHASE DATE	BOOK VALUE	YTM 360 DAYS	YTM 365 DAYS	DESCRIPTION	MARKET VALUE
10939	FAD	5,000,000.00	0.100	04/27/2015	12/05/2014	4,998,013.89	0.100	0.101	Fed Home Ln Mtg Corp	4,999,850.00
10953	FAD	9,500,000.00	0.080	04/28/2015	12/10/2014	9,497,065.56	0.080	0.081	Federal Home Loan Discount	9,499,715.00
10955	FAD	7,400,000.00	0.120	04/29/2015	12/12/2014	7,396,596.00	0.120	0.121	Federal Home Loan Discount	7,399,778.00
10945	FAD	1,200,000.00	0.115	04/29/2015	12/08/2014	1,199,455.67	0.115	0.116	Fed Natl Mtg Assoc Disc	1,199,964.00
10948	FAD	16,500,000.00	0.080	04/30/2015	12/09/2014	16,494,793.33	0.080	0.081	Federal Home Loan Discount	16,499,505.00
10959	FAD	5,000,000.00	0.115	05/01/2015	12/15/2014	4,997,811.81	0.115	0.116	Fed Natl Mtg Assoc Disc	4,999,800.00
10942	FAD	2,885,000.00	0.115	05/05/2015	12/08/2014	2,883,636.04	0.115	0.116	Fed Home Ln Mtg Corp Disc	2,884,884.60
10944	FAD	5,000,000.00	0.115	05/06/2015	12/08/2014	4,997,620.14	0.115	0.116	Fed Natl Mtg Assoc Disc	4,999,800.00
10972	FAD	3,250,000.00	0.160	05/07/2015	12/19/2014	3,247,992.22	0.160	0.162	Federal Home Loan Discount	3,249,870.00
10947	FAD	6,000,000.00	0.120	05/08/2015	12/09/2014	5,997,000.00	0.120	0.121	Federal Home Loan Discount	5,999,760.00
10987	FAD	3,000,000.00	0.060	05/08/2015	01/02/2015	2,999,370.00	0.060	0.060	Fed Natl Mtg Assoc Disc	2,999,880.00
10943	FAD	6,000,000.00	0.115	05/11/2015	12/08/2014	5,997,048.33	0.115	0.116	Fed Home Ln Mtg Corp	5,999,700.00
10968	FAD	4,000,000.00	0.120	05/12/2015	12/16/2014	3,998,040.00	0.120	0.121	Fed Home Ln Mtg Corp Disc	3,999,800.00
10969	FAD	4,000,000.00	0.120	05/13/2015	12/16/2014	3,998,026.67	0.120	0.121	Fed Home Ln Mtg Corp Disc	3,999,800.00
10970	FAD	4,000,000.00	0.120	05/14/2015	12/16/2014	3,998,013.33	0.120	0.121	Fed Home Ln Mtg Corp Disc	3,999,800.00
10973	FAD	3,300,000.00	0.110	05/15/2015	12/19/2014	3,298,517.75	0.110	0.111	Fed Natl Mtg Assoc Disc	3,299,835.00
10961	FAD	4,000,000.00	0.115	05/18/2015	12/15/2014	3,998,032.22	0.115	0.116	Fed Natl Mtg Assoc Disc	3,999,760.00
10964	FAD	4,000,000.00	0.140	05/19/2015	12/15/2014	3,997,588.89	0.140	0.142	Federal Home Loan Discount	3,999,760.00
11003	FAD	7,500,000.00	0.060	05/20/2015	01/30/2015	7,498,625.00	0.060	0.060	Federal Home Loan Discount	7,499,550.00
10963	FAD	4,000,000.00	0.115	05/20/2015	12/15/2014	3,998,006.67	0.115	0.116	Fed Natl Mtg Assoc Disc	3,999,760.00
10988	FAD	4,000,000.00	0.085	05/21/2015	01/05/2015	3,998,715.56	0.085	0.086	Fed Natl Mtg Assoc Disc	3,999,760.00
10958	FAD	9,000,000.00	0.115	05/22/2015	12/15/2014	8,995,457.50	0.115	0.116	Fed Home Ln Mtg Corp Disc	8,999,460.00
10962	FAD	6,000,000.00	0.115	05/26/2015	12/15/2014	5,996,895.00	0.115	0.116	Fed Natl Mtg Assoc Disc	5,999,640.00
10960	FAD	2,600,000.00	0.140	05/27/2015	12/15/2014	2,598,351.89	0.140	0.142	Federal Home Loan Discount	2,599,818.00
10976	FAD	4,000,000.00	0.115	05/28/2015	12/24/2014	3,998,019.44	0.115	0.116	Fed Natl Mtg Assoc Disc	3,999,720.00
10946	FAD	4,425,000.00	0.125	05/29/2015	12/09/2014	4,422,372.66	0.125	0.126	Federal Home Loan Discount	4,424,690.25
10957	FAD	17,000,000.00	0.100	05/29/2015	12/15/2014	16,992,208.33	0.100	0.101	Fed Natl Mtg Assoc Disc	16,998,810.00

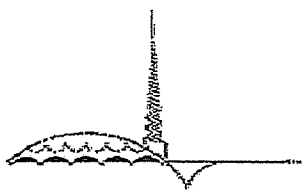
INVESTMENT #	TYPE	FACE VALUE	STATED RATE	MATURITY DATE	PURCHASE DATE	BOOK VALUE	YTM 360 DAYS	YTM 365 DAYS	DESCRIPTION	MARKET VALUE
10998	FAD	5,000,000.00	0.000	06/01/2015	01/23/2015	4,998,566.67	0.080	0.081	Federal Home Loan Discount	4,999,500.00
10981	FAD	3,000,000.00	0.100	06/02/2015	12/29/2014	2,998,708.33	0.100	0.101	Fed Natl Mtg Assoc Disc	2,999,670.00
10982	FAD	3,500,000.00	0.100	06/03/2015	12/29/2014	3,498,483.33	0.100	0.101	Fed Natl Mtg Assoc Disc	3,499,615.00
10984	FAD	4,000,000.00	0.100	06/04/2015	12/30/2014	3,998,266.67	0.100	0.101	Fed Natl Mtg Assoc Disc	3,999,560.00
10996	FAD	7,600,000.00	0.080	06/05/2015	01/20/2015	7,597,703.11	0.080	0.081	Fed Natl Mtg Assoc Disc	7,599,164.00
11004	FAD	5,500,000.00	0.065	06/08/2015	02/03/2015	5,498,758.68	0.065	0.065	Federal Home Loan Discount	5,499,340.00
11013	FAD	3,000,000.00	0.055	06/09/2015	02/19/2015	2,999,495.83	0.055	0.055	Federal Home Loan Discount	2,999,640.00
10989	FAD	3,600,000.00	0.105	06/10/2015	01/06/2015	3,598,372.50	0.105	0.106	Fed Natl Mtg Assoc Disc	3,599,568.00
11014	FAD	3,000,000.00	0.055	06/11/2015	02/19/2015	2,999,486.67	0.055	0.055	Federal Home Loan Discount	2,999,640.00
11010	FAD	3,300,000.00	0.055	06/12/2015	02/12/2015	3,299,395.00	0.055	0.055	Federal Home Loan Discount	3,299,604.00
11008	FAD	3,000,000.00	0.060	06/15/2015	02/09/2015	2,999,370.00	0.060	0.060	Federal Home Loan Discount	2,999,610.00
10992	FAD	4,000,000.00	0.110	06/15/2015	01/12/2015	3,998,117.78	0.110	0.111	Fed Natl Mtg Assoc Disc	3,999,480.00
10979	FAD	5,000,000.00	0.160	06/17/2015	12/26/2014	4,996,155.56	0.160	0.162	Fed Natl Mtg Assoc Disc	4,999,350.00
11011	FAD	3,000,000.00	0.060	06/18/2015	02/17/2015	2,999,395.00	0.060	0.060	Federal Home Loan Discount	2,999,610.00
11012	FAD	7,300,000.00	0.060	06/19/2015	02/18/2015	7,298,527.83	0.060	0.060	Federal Home Loan Discount	7,299,051.00
10994	FAD	6,500,000.00	0.095	06/22/2015	01/14/2015	6,497,272.71	0.095	0.096	Fed Natl Mtg Assoc Disc	6,499,090.00
11006	FAD	3,000,000.00	0.065	06/23/2015	02/05/2015	2,999,252.50	0.065	0.065	Federal Home Loan Discount	2,999,580.00
10995	FAD	3,200,000.00	0.090	06/24/2015	01/15/2015	3,198,720.00	0.090	0.091	Fed Natl Mtg Assoc Disc	3,199,552.00
11005	FAD	4,200,000.00	0.065	06/25/2015	02/04/2015	4,198,930.75	0.065	0.065	Federal Home Loan Discount	4,199,412.00
11009	FAD	10,000,000.00	0.060	06/26/2015	02/11/2015	9,997,750.00	0.060	0.060	Federal Home Loan Discount	9,998,500.00
11007	FAD	2,200,000.00	0.065	06/29/2015	02/06/2015	2,199,431.97	0.065	0.065	Federal Home Loan Discount	2,199,670.00
11015	FAD	6,600,000.00	0.060	06/29/2015	02/19/2015	6,598,570.00	0.060	0.060	Federal Home Loan Discount	6,599,010.00
11001	FAD	5,500,000.00	0.080	06/30/2015	01/29/2015	5,498,142.22	0.080	0.081	Federal Home Loan Discount	5,499,175.00
10993	FAD	5,000,000.00	0.095	06/30/2015	01/13/2015	4,997,783.33	0.095	0.096	Fed Natl Mtg Assoc Disc	4,999,250.00
11033	FAD	5,000,000.00	0.000	07/01/2015	03/13/2015	4,998,930.55	0.070	0.070	Fed Natl Mtg Assoc Disc	4,999,100.00
11027	FAD	7,000,000.00	0.050	07/02/2015	03/09/2015	6,998,881.94	0.050	0.050	Federal Home Loan Discount	6,998,740.00
11017	FAD	5,100,000.00	0.070	07/06/2015	02/20/2015	5,098,651.33	0.070	0.070	Federal Home Loan Discount	5,099,031.00

INVESTMENT #	TYPE	FACE VALUE	STATED RATE	MATURITY DATE	PURCHASE DATE	BOOK VALUE	YTM 360 DAYS	YTM 365 DAYS	DESCRIPTION	MARKET VALUE
11024	FAD	3,000,000.00	0.065	07/07/2015	03/03/2015	2,999,317.50	0.065	0.065	Federal Home Loan Discount	2,999,430.00
11021	FAD	6,000,000.00	0.065	07/08/2015	02/26/2015	5,998,570.00	0.065	0.065	Federal Home Loan Discount	5,998,860.00
11029	FAD	14,000,000.00	0.070	07/09/2015	03/09/2015	13,996,678.89	0.070	0.070	Fed Natl Mtg Assoc Disc	13,997,340.00
11025	FAD	3,000,000.00	0.065	07/10/2015	03/04/2015	2,999,306.67	0.065	0.065	Federal Home Loan Discount	2,999,430.00
11030	FAD	3,000,000.00	0.070	07/13/2015	03/09/2015	2,999,265.00	0.070	0.070	Fed Natl Mtg Assoc Disc	2,999,400.00
11044	FAD	3,500,000.00	0.075	07/14/2015	03/23/2015	3,499,176.04	0.075	0.076	Federal Home Loan Discount	3,499,300.00
11042	FAD	3,000,000.00	0.050	07/14/2015	03/20/2015	2,999,516.67	0.050	0.050	Fed Natl Mtg Assoc Disc	2,999,400.00
11036	FAD	3,000,000.00	0.090	07/15/2015	03/18/2015	2,999,107.50	0.090	0.091	Fed Natl Mtg Assoc Disc	2,999,400.00
11037	FAD	5,000,000.00	0.090	07/16/2015	03/18/2015	4,998,500.00	0.090	0.091	Fed Natl Mtg Assoc Disc	4,998,950.00
11038	FAD	10,000,000.00	0.090	07/17/2015	03/18/2015	9,996,975.00	0.090	0.091	Fed Natl Mtg Assoc Disc	9,997,900.00
11020	FAD	5,000,000.00	0.070	07/20/2015	02/25/2015	4,998,590.28	0.070	0.070	Federal Home Loan Discount	4,998,950.00
11031	FAD	5,000,000.00	0.060	07/20/2015	03/10/2015	4,998,900.00	0.060	0.060	Federal Home Loan Discount	4,998,950.00
11023	FAD	3,000,000.00	0.060	07/21/2015	02/27/2015	2,999,280.00	0.060	0.060	Federal Home Loan Discount	2,999,340.00
11039	FAD	3,000,000.00	0.075	07/22/2015	03/19/2015	2,999,218.75	0.075	0.076	Federal Home Loan Discount	2,999,340.00
11040	FAD	3,000,000.00	0.075	07/23/2015	03/19/2015	2,999,212.50	0.075	0.076	Federal Home Loan Discount	2,999,340.00
11041	FAD	4,000,000.00	0.075	07/24/2015	03/19/2015	3,998,941.67	0.075	0.076	Federal Home Loan Discount	3,999,120.00
11045	FAD	3,000,000.00	0.080	07/27/2015	03/23/2015	2,999,160.00	0.080	0.081	Federal Home Loan Discount	2,999,310.00
11043	FAD	5,100,000.00	0.065	07/27/2015	03/20/2015	5,098,812.13	0.065	0.065	Fed Natl Mtg Assoc Disc	5,098,827.00
11018	FAD	4,300,000.00	0.065	07/28/2015	02/23/2015	4,298,796.60	0.065	0.065	Fed Home Ln Mtg Corp Disc	4,299,011.00
11019	FAD	2,700,000.00	0.070	07/29/2015	02/24/2015	2,699,186.25	0.070	0.070	Federal Home Loan Discount	2,699,379.00
11056	FAD	13,500,000.00	0.060	07/30/2015	03/27/2015	13,497,187.50	0.060	0.060	Federal Home Loan Discount	13,496,895.00
11057	FAD	10,500,000.00	0.055	07/30/2015	03/30/2015	10,498,042.92	0.055	0.055	Federal Home Loan Discount	10,497,585.00
11058	FAD	10,000,000.00	0.055	07/30/2015	03/31/2015	9,998,151.39	0.055	0.055	Federal Home Loan Discount	9,997,700.00
11046	FAD	5,000,000.00	0.080	07/31/2015	03/24/2015	4,998,566.67	0.080	0.081	Federal Home Loan Discount	4,998,800.00
11032	FAD	6,000,000.00	0.070	07/31/2015	03/11/2015	5,998,343.34	0.070	0.070	Fed Home Ln Mtg Corp Disc	5,998,560.00
11053	FAD	3,600,000.00	0.100	08/04/2015	03/26/2015	3,598,690.00	0.100	0.101	Fed Natl Mtg Assoc Disc	3,598,812.00
11054	FAD	3,000,000.00	0.100	08/05/2015	03/26/2015	2,998,900.00	0.100	0.101	Fed Natl Mtg Assoc Disc	2,999,010.00

INVESTMENT #	TYPE	FACE VALUE	STATED RATE	MATURITY DATE	PURCHASE DATE	BOOK VALUE	YTM 360 DAYS	YTM 365 DAYS	DESCRIPTION	MARKET VALUE
11055	FAD	3,000,000.00	0.100	08/06/2015	03/26/2015	2,998,891.67	0.100	0.101	Fed Natl Mtg Assoc Disc	2,999,010.00
11049	FAD	3,500,000.00	0.110	08/07/2015	03/25/2015	3,498,556.25	0.110	0.111	Fed Home Ln Mtg Corp Disc	3,498,845.00
11059	FAD	3,000,000.00	0.095	08/10/2015	03/31/2015	2,998,955.00	0.095	0.096	Federal Home Loan Discount	2,998,980.00
11050	FAD	5,000,000.00	0.100	08/14/2015	03/25/2015	4,998,027.78	0.100	0.101	Fed Natl Mtg Assoc Disc	4,998,250.00
11051	FAD	3,500,000.00	0.110	08/17/2015	03/25/2015	3,498,449.31	0.110	0.111	Fed Natl Mtg Assoc Disc	3,498,740.00
11047	FAD	3,500,000.00	0.115	08/25/2015	03/24/2015	3,498,278.19	0.115	0.116	Fed Home Ln Mtg Corp Disc	3,498,670.00
11048	FAD	3,500,000.00	0.115	08/26/2015	03/24/2015	3,498,267.01	0.115	0.116	Fed Home Ln Mtg Corp Disc	3,498,670.00
10333	FAC	5,000,000.00	0.420	09/18/2015	03/18/2013	5,000,000.00	0.414	0.420	Fed Home Ln Mtg Corp	5,005,000.00
10710	FAC	5,000,000.00	0.500	04/01/2016	04/01/2014	4,996,250.00	0.530	0.537	Fed Home Ln Mtg Corp	5,000,000.00
10445	FAC	5,000,000.00	0.570	06/20/2016	06/20/2013	5,000,000.00	0.562	0.570	Fed Home Ln Mtg Corp	5,003,500.00
10620	FAC	5,000,000.00	0.500	06/20/2016	12/20/2013	5,000,000.00	0.493	0.500	Fed Home Ln Mtg Corp	4,995,050.00
10640	FAC	5,000,000.00	0.600	07/07/2016	01/07/2014	5,000,000.00	0.591	0.600	Fed Home Ln Mtg Corp	5,000,300.00
10799	FAC	5,000,000.00	0.570	09/30/2016	06/30/2014	4,998,000.00	0.579	0.587	Federal Home Loan Bank	5,005,000.00
10802	FAC	5,000,000.00	0.700	10/14/2016	07/14/2014	5,000,000.00	0.689	0.699	Fed Home Ln Mtg Corp	5,000,200.00
10774	FAC	5,000,000.00	0.700	11/21/2016	05/21/2014	5,000,000.00	0.690	0.700	Federal Home Loan Bank	5,004,200.00
10684	FAC	5,000,000.00	0.750	12/12/2016	03/12/2014	5,000,000.00	0.739	0.750	Fed Home Ln Mtg Corp	4,998,650.00
10789	FAC	5,000,000.00	0.700	12/12/2016	06/12/2014	5,000,000.00	0.690	0.700	Fed Home Ln Mtg Corp	5,004,200.00
10605	FAC	5,000,000.00	0.750	12/13/2016	12/13/2013	5,000,000.00	0.739	0.750	Fed Home Ln Mtg Corp	5,000,000.00
10965	FAC	5,000,000.00	0.750	12/16/2016	12/16/2014	5,000,000.00	0.739	0.750	Federal Home Loan Bank	5,004,050.00
10610	FAC	5,000,000.00	0.750	12/16/2016	12/16/2013	5,000,000.00	0.739	0.750	Fed Home Ln Mtg Corp	4,990,750.00
10690	FAC	5,000,000.00	0.650	12/19/2016	03/19/2014	4,998,500.00	0.652	0.661	Federal Home Loan Bank	5,010,400.00
10617	FAC	5,000,000.00	0.500	12/19/2016	12/19/2013	5,000,000.00	0.795	0.806	Fed Home Ln Mtg Corp	5,003,650.00
10256	MC1	178,000.00	3.560	12/19/2016	12/19/2012	178,000.00	3.511	3.560	Town of Ross	178,000.00
10626	FAC	5,000,000.00	0.800	12/27/2016	12/27/2013	5,000,000.00	0.789	0.800	Fed Home Ln Mtg Corp	4,915,000.00
10646	FAC	5,000,000.00	0.830	01/13/2017	01/13/2014	5,000,000.00	0.818	0.830	Fed Home Ln Mtg Corp	5,001,150.00
10579	FAC	5,000,000.00	0.875	03/27/2017	11/27/2013	5,000,000.00	0.863	0.875	Fed Natl Mtg Assoc	5,007,350.00
10730	FAC	5,000,000.00	1.000	04/10/2017	04/10/2014	5,000,000.00	0.986	1.000	Fed Home Ln Mtg Corp	5,000,350.00

INVESTMENT #	TYPE	FACE VALUE	STATED RATE	MATURITY DATE	PURCHASE DATE	BOOK VALUE	YTM 360 DAYS	YTM 365 DAYS	DESCRIPTION	MARKET VALUE
10999	FAC	5,000,000.00	1.000	04/26/2017	01/26/2015	5,000,000.00	0.986	1.000	Fed Home Ln Mtg Corp	5,006,850.00
10780	FAC	5,000,000.00	1.050	05/26/2017	05/28/2014	5,000,000.00	1.035	1.050	Fed Home Ln Mtg Corp	5,005,350.00
11034	FAC	5,000,000.00	1.000	06/16/2017	03/16/2015	5,000,000.00	0.986	1.000	Federal Home Loan Bank	5,003,750.00
10980	FAC	5,000,000.00	0.900	06/29/2017	12/29/2014	5,000,000.00	0.887	0.900	Fed Home Ln Mtg Corp	5,008,250.00
11028	FAC	5,000,000.00	1.000	06/30/2017	03/30/2015	5,000,000.00	0.986	1.000	Fed Home Ln Mtg Corp	5,007,950.00
10806	FAC	5,000,000.00	1.000	07/17/2017	07/17/2014	5,000,000.00	0.986	1.000	Fed Agric Mrg Corp (FarmerMac)	5,011,150.00
10838	FAC	5,000,000.00	1.125	09/15/2017	09/15/2014	4,995,000.00	1.143	1.159	Fed Home Ln Mtg Corp	5,009,250.00
10839	FAC	5,000,000.00	1.200	09/18/2017	09/18/2014	5,000,000.00	1.183	1.200	Fed Home Ln Mtg Corp	5,008,750.00
10974	FAC	5,000,000.00	1.000	09/22/2017	12/22/2014	5,000,000.00	0.986	1.000	Federal Home Loan Bank	5,013,350.00
11052	FAC	5,000,000.00	0.500	09/26/2017	03/26/2015	5,000,000.00	1.421	1.441	Fed Home Ln Mtg Corp	5,001,150.00
10893	FAC	5,000,000.00	1.125	11/03/2017	11/03/2014	5,000,000.00	1.109	1.125	Fed Home Ln Mtg Corp	5,003,500.00
10902	FAC	5,000,000.00	1.125	11/10/2017	11/10/2014	5,000,000.00	1.109	1.125	Fed Home Ln Mtg Corp	4,988,750.00
10905	FAC	5,000,000.00	0.500	11/13/2017	11/13/2014	5,000,000.00	1.387	1.407	Fed Home Ln Mtg Corp	5,001,700.00
10914	FAC	5,000,000.00	1.100	11/17/2017	11/17/2014	5,000,000.00	1.084	1.100	Fed Home Ln Mtg Corp	5,006,300.00
10929	FAC	5,000,000.00	1.250	11/27/2017	11/28/2014	5,000,000.00	1.232	1.250	Fed Home Ln Mtg Corp	4,992,000.00
11022	FAC	5,000,000.00	1.000	11/27/2017	02/27/2015	5,000,000.00	0.986	1.000	Fed Home Ln Mtg Corp	5,003,850.00
10937	FAC	5,000,000.00	1.250	12/05/2017	12/05/2014	5,000,000.00	1.232	1.250	Fed Home Ln Mtg Corp	5,005,500.00
10954	FAC	5,000,000.00	1.300	12/12/2017	12/12/2014	5,000,000.00	1.282	1.300	Fed Home Ln Mtg Corp	5,007,550.00
10956	FAC	5,000,000.00	1.200	12/15/2017	12/15/2014	5,000,000.00	1.183	1.200	Fed Home Ln Mtg Corp	5,016,800.00
10971	FAC	5,000,000.00	1.300	12/18/2017	12/18/2014	5,000,000.00	1.282	1.300	Federal Home Loan Bank	5,008,350.00
10257	MC1	172,777.00	3.648	12/19/2017	12/19/2012	172,777.00	3.598	3.648	Town of Ross	172,777.00
10983	FAC	5,000,000.00	0.625	12/29/2017	12/29/2014	4,991,000.00	1.328	1.346	Federal Home Loan Bank	5,008,850.00
11002	FAC	5,000,000.00	1.450	01/30/2018	01/30/2015	5,000,000.00	1.430	1.450	Fed Home Ln Mtg Corp	5,003,850.00
11016	FAC	5,000,000.00	1.250	02/20/2018	02/20/2015	5,000,000.00	1.232	1.250	Fed Home Ln Mtg Corp	4,996,750.00
11026	FAC	5,000,000.00	1.375	03/05/2018	03/05/2015	5,000,000.00	1.356	1.375	Federal Home Loan Bank	5,007,150.00
11035	FAC	5,000,000.00	1.450	03/16/2018	03/16/2015	5,000,000.00	1.430	1.450	Fed Home Ln Mtg Corp	5,008,850.00
10800	RRP	235,675.00	3.500	07/01/2019	07/01/2014	235,675.00	3.452	3.500	MARIN COUNTY	235,675.00

801,180,798.04	800,970,412.22	801,198,168.47
AMORTIZATION & ACCRETION OF PREMIUMS & DISCOUNTS	664.68	ACCRUED INTEREST DISCOUNT INVESTMENTS
801,180,798.04	800,971,076.90	801,198,168.47



TREASURER DIVISION - DEPARTMENT OF FINANCE
PORTFOLIO SUMMARY REPORT - OPERATING FUNDS
COUNTY OF MARIN, SCHOOLS & SPECIAL DISTRICTS
March 31, 2015

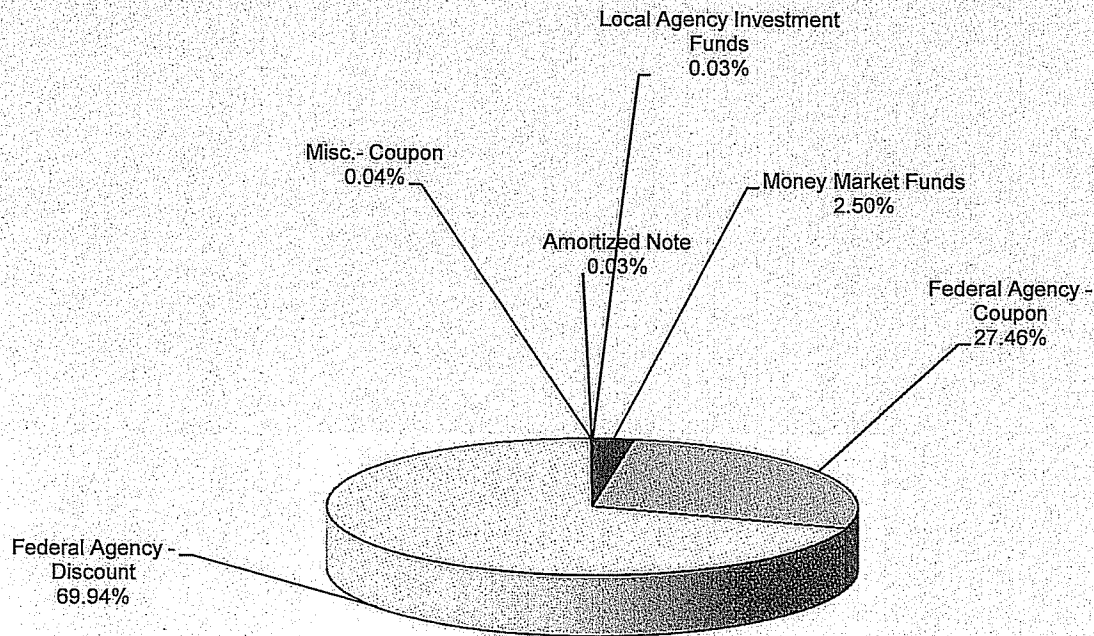
DESCRIPTION	ENDING BALANCE March 31, 2015	AVERAGE BALANCE March 31, 2015	WEIGHTED AVERAGE DAYS TO MATURITY	ANNUALIZED YIELD March 31, 2015	YIELD March 31, 2015
LOCAL AGENCY INVESTMENT FUNDS	\$236,672.89	\$236,672.89	1	0.278	0.278
MONEY MARKET FUNDS	\$20,005,673.15	\$20,005,668.20	1	0.010	0.010
FEDERAL AGENCY ISSUES - COUPON	\$219,978,750.00	\$228,047,737.00	775	0.899	0.977
FEDERAL AGENCY ISSUES - DISCOUNT	\$560,162,864.18	\$538,515,873.24	67	0.089	0.088
TREASURY SECURITIES - COUPON					
TREASURY SECURITIES - DISCOUNT					
MISC SECURITIES - COUPON	\$350,777.00	\$350,777.00	808	3.603	3.603
AMORTIZED NOTE	\$235,675.00	\$235,675.00	1,552	3.502	3.500
TOTALS & AVERAGES	\$800,970,412.22	\$787,392,403.33	261	0.324%	0.333%

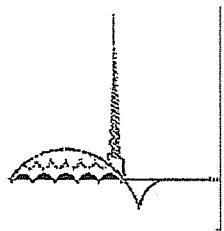
The Local Agency Investment Funds is an open ended account and is not included in the total weighted days to maturity.

**Treasurer Division - Department of Finance
 Portfolio Yield Report - Operating Funds
 County of Marin, Schools & Special Districts
 March 31, 2015**

INVESTMENT HOLDINGS	BOOK VALUE	3/31/15
Local Agency Investment Funds	\$236,672.89	0.278%
Money Market Funds	\$20,005,673.15	0.010%
Federal Agency - Coupon	\$219,978,750.00	0.977%
Federal Agency - Discount	\$560,162,864.18	0.088%
Misc.- Coupon	\$350,777.00	3.603%
Amortized Note	\$235,675.00	3.500%
TOTAL	\$800,970,412.22	0.333%

PORTFOLIO ALLOCATION





TREASURER DIVISION - DEPARTMENT OF FINANCE

REPORT OF INVESTMENTS - NON-OPERATING FUNDS

CHILDREN & FAMILIES COMMISSION

March 31, 2015

Page 1

INVESTMENT #	TYPE	FACE VALUE	MATURITY DATE	PURCHASE DATE	BOOK VALUE	YTM 360 DAYS	YTM 365 DAYS	DESCRIPTION	MARKET VALUE
101	LA2	98,302.94	//	//	98,302.94	0.274	0.278	LOCAL AGENCY INVESTMENT FUND	98,302.94
		98,302.94			98,302.94				98,302.94

TREASURER DIVISION - DEPARTMENT OF FINANCE

REPORT OF INVESTMENTS - NON-OPERATING FUNDS

SAN RAFAEL SCHOOLS

March 31, 2015

Page 1

INVESTMENT #	TYPE	FACE VALUE	MATURITY DATE	PURCHASE DATE	BOOK VALUE	YTM 360 DAYS	YTM 365 DAYS	DESCRIPTION	MARKET VALUE
687	LA1	0.00	//	//	0.00	5.181	5.253	LOCAL AGENCY INVESTMENT FUND	0.00
746	LA1	425,815.95	//	//	425,815.95	0.274	0.278	LOCAL AGENCY INVESTMENT FUND	425,815.95
		425,815.95			425,815.95				425,815.95
AMORTIZATION & ACCRETION OF PREMIUMS & DISCOUNTS					-0-				
		425,815.95			425,815.95				425,815.95