


COUNTY OF MARIN

DIVISION OF THE DEPARTMENT OF FINANCE  
**TREASURER**

Excellent and responsive fiscal leadership.



Roy Given, CPA  
DIRECTOR

October 29, 2013

Cristine Alilovich  
ASSISTANT DIRECTOR

Judy Arnold, President  
Board of Supervisors  
County of Marin  
3501 Civic Center Dr. #329  
San Rafael, CA 94903

Mary Jane Burke  
Superintendent of Schools  
Marin County Office of Education  
P. O. Box 4925  
San Rafael, CA 94913

Marin County Schools,  
Special Districts, and  
MCERA

Karen Shaw  
INVESTMENT OFFICER

Marin County Civic Center  
3501 Civic Center Drive  
Suite 209  
PO Box 4220  
San Rafael, CA 94913-4220  
415 473 6143 T  
415 473 3741 F  
CRS Dial 711  
[www.marincounty.org/treas](http://www.marincounty.org/treas)

RE: MONTHLY REPORT OF COUNTY, SCHOOLS AND DISTRICT INVESTMENTS as of  
September 30, 2013

Dear Investment Fund Participants:

The attached Monthly Report of County, Schools and District investments is provided for your review.

\* The investments were made pursuant to Government Code Sections 53601, 53635 and comply with the County Treasurer's Statement of Investment Policy. The investment policy provides for:

- Preservation of capital through high quality investments;
- Maintenance of sufficient liquidity to meet participant operating needs; and
- A rate of return consistent with the above objectives.

\* Maturities are scheduled to meet participant expenditure requirements for the next six months.

\* Attached spreadsheets identify investment type, issuer, maturity date, amount invested and fair market value for each security held. Fair market values were determined by Wells Fargo Institutional Trust Services on all securities except for investments in the Local Agency Investment Fund which was valued at face value by us. Adjustments have been made for premiums, discounts and accrued interest on discount securities to make the book value and fair market value more comparable.

I trust you find this report informative. Should you have any questions do not hesitate to call me.

Respectfully submitted,

Roy Given  
Director of Finance

cc: Matthew Hymel, County Administrator  
Marin County Treasury Oversight Committee

Requests for accommodations may be made by calling (415) 473-4381 (Voice/TTY), 711 for California Relay Service or by e-mail at [disabilityaccess@marincounty.org](mailto:disabilityaccess@marincounty.org). Copies of documents are available in alternative formats, upon request.

CJA 60a

**TREASURER DIVISION - DEPARTMENT OF FINANCE**  
**REPORT OF INVESTMENTS - OPERATING FUNDS**  
**COUNTY OF MARIN, SCHOOLS & SPECIAL DISTRICTS**

September 30, 2013

Page 1

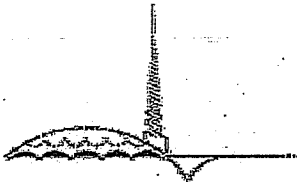
INVESTMENT #	TYPE	FACE VALUE	STATED RATE	MATURITY DATE	PURCHASE DATE	BOOK VALUE	YTM 360 DAYS	YTM 365 DAYS	DESCRIPTION	MARKET VALUE
142	LA1	235,808.23	2.967	//	//	235,808.23	0.253	0.257	Local Agency Investment Fund	235,808.23
3490	LA2	0.00	5.170	//	//	0.00	0.000	0.001	MM-DREYFUS	0.00
9149	LA2	35,102,457.44	0.040	//	//	35,102,457.44	0.009	0.010	MM-FIDELITY Institutional Gov	35,102,457.44
4366	LA2	0.00	4.930	//	//	0.00	0.009	0.010	NATIONS Treasury Reserves	0.00
2246	LA2	15,001,084.66	4.760	//	//	15,001,084.66	0.009	0.010	MM-WELLS FARGO Institutional G	15,001,084.66
10387	FAD	5,000,000.00	0.090	10/01/2013	04/12/2013	4,997,850.00	0.090	0.091	Federal Home Loan Discount	5,000,000.00
10388	FAD	5,000,000.00	0.000	10/02/2013	04/12/2013	4,997,837.50	0.091	0.092	Federal Home Loan Discount	5,000,000.00
10389	FAD	3,300,000.00	0.090	10/03/2013	04/12/2013	3,298,564.50	0.090	0.091	Federal Home Loan Discount	3,300,000.00
10405	FAD	5,400,000.00	0.090	10/04/2013	04/30/2013	5,397,880.50	0.090	0.091	Federal Home Loan Discount	5,400,000.00
10412	FAD	4,300,000.00	0.080	10/07/2013	05/07/2013	4,298,538.00	0.080	0.081	Federal Home Loan Discount	4,300,000.00
10413	FAD	1,400,000.00	0.090	10/08/2013	05/08/2013	1,399,464.50	0.090	0.091	Fed Home Ln Mtg Corp Disc	1,400,000.00
10419	FAD	2,500,000.00	0.080	10/08/2013	05/13/2013	2,499,177.78	0.080	0.081	Fed Natl Mtg Assoc Disc	2,500,000.00
10400	FAD	3,200,000.00	0.105	10/09/2013	04/17/2013	3,198,366.67	0.105	0.106	Federal Home Loan Discount	3,200,000.00
10414	FAD	1,080,000.00	0.090	10/09/2013	05/08/2013	1,079,584.20	0.090	0.091	Federal Home Loan Discount	1,080,000.00
10418	FAD	4,000,000.00	0.080	10/10/2013	05/13/2013	3,998,666.67	0.080	0.081	Fed Natl Mtg Assoc Disc	3,999,960.00
10391	FAD	7,500,000.00	0.110	10/11/2013	04/12/2013	7,495,829.18	0.110	0.111	Federal Home Loan Discount	7,499,925.00
10398	FAD	5,900,000.00	0.104	10/15/2013	04/16/2013	5,896,868.10	0.105	0.106	Fed Home Ln Mtg Corp Disc	5,899,941.00
10410	FAD	4,000,000.00	0.103	10/16/2013	05/02/2013	3,998,088.78	0.103	0.104	Federal Home Loan Discount	3,999,960.00
10417	FAD	3,000,000.00	0.080	10/17/2013	05/10/2013	2,998,933.33	0.080	0.081	Fed Home Ln Mtg Corp Disc	2,999,970.00
10402	FAD	4,200,000.00	0.105	10/18/2013	04/19/2013	4,197,770.50	0.105	0.106	Federal Home Loan Discount	4,199,958.00
10403	FAD	2,500,000.00	0.100	10/21/2013	04/22/2013	2,498,736.11	0.100	0.101	Fed Home Ln Mtg Corp Disc	2,499,975.00
10178	FAC	5,000,000.00	0.200	10/22/2013	10/22/2012	4,999,250.00	0.212	0.215	Federal Farm Credit Bank	5,000,350.00

INVESTMENT #	TYPE	FACE VALUE	STATED RATE	MATURITY DATE	PURCHASE DATE	BOOK VALUE	YTM 360 DAYS	YTM 365 DAYS	DESCRIPTION	MARKET VALUE
10406	FAD	5,250,000.00	0.095	10/23/2013	04/30/2013	5,247,561.67	0.095	0.096	Fed Natl Mtg Assoc Disc	5,249,947.50
10420	FAD	3,500,000.00	0.080	10/24/2013	05/14/2013	3,498,732.22	0.080	0.081	Fed Natl Mtg Assoc Disc	3,499,965.00
10029	FAC	5,000,000.00	0.280	10/25/2013	04/27/2012	5,000,000.00	0.276	0.280	Federal Home Loan Bank	5,000,650.00
10407	FAD	5,000,000.00	0.097	10/25/2013	04/30/2013	4,997,601.94	0.097	0.098	Federal Home Loan Discount	4,999,950.00
10408	FAD	5,000,000.00	0.094	10/28/2013	04/30/2013	4,997,636.94	0.094	0.095	Fed Home Ln Mtg Corp Disc	4,999,900.00
10409	FAD	3,500,000.00	0.100	10/30/2013	05/01/2013	3,498,230.56	0.100	0.101	Fed Natl Mtg Assoc Disc	3,499,930.00
10378	FAD	16,800,000.00	0.110	10/31/2013	04/10/2013	16,789,528.00	0.111	0.113	Fed Home Ln Mtg Corp Disc	16,799,664.00
10433	FAD	3,740,000.00	0.090	11/01/2013	05/30/2013	3,738,550.75	0.090	0.091	Federal Home Loan Discount	3,739,925.20
10415	FAD	5,000,000.00	0.095	11/04/2013	05/10/2013	4,997,651.39	0.095	0.096	Fed Home Ln Mtg Corp Disc	4,999,900.00
10424	FAD	5,500,000.00	0.100	11/05/2013	05/17/2013	5,497,372.22	0.100	0.101	Fed Home Ln Mtg Corp Disc	5,499,890.00
10416	FAD	5,000,000.00	0.095	11/06/2013	05/10/2013	4,997,625.00	0.095	0.096	Fed Natl Mtg Assoc Disc	4,999,900.00
10427	FAD	6,100,000.00	0.070	11/07/2013	05/22/2013	6,097,995.47	0.070	0.070	Federal Home Loan Discount	6,099,878.00
10421	FAD	10,000,000.00	0.097	11/08/2013	05/15/2013	9,995,230.83	0.097	0.098	Federal Home Loan Discount	9,999,800.00
10423	FAD	5,000,000.00	0.098	11/12/2013	05/16/2013	4,997,550.00	0.098	0.099	Fed Home Ln Mtg Corp Disc	4,999,900.00
10422	FAD	4,900,000.00	0.000	11/13/2013	05/15/2013	4,897,522.78	0.100	0.101	Federal Home Loan Discount	4,899,902.00
10435	FAD	3,600,000.00	0.080	11/14/2013	06/05/2013	3,598,704.00	0.080	0.081	Fed Home Ln Mtg Corp Disc	3,599,928.00
10426	FAD	5,000,000.00	0.097	11/15/2013	05/20/2013	4,997,588.47	0.097	0.098	Federal Home Loan Discount	4,999,850.00
10428	FAD	4,626,000.00	0.095	11/18/2013	05/23/2013	4,623,814.86	0.095	0.096	Fed Home Ln Mtg Corp Disc	4,625,861.22
10436	FAD	2,500,000.00	0.090	11/19/2013	06/06/2013	2,498,962.50	0.090	0.091	Fed Home Ln Mtg Corp Disc	2,499,925.00
10430	FAD	3,100,000.00	0.095	11/20/2013	05/29/2013	3,098,568.40	0.095	0.096	Fed Natl Mtg Assoc Disc	3,099,907.00
10446	FAD	6,000,000.00	0.095	11/21/2013	06/21/2013	5,997,577.50	0.095	0.096	Fed Home Ln Mtg Corp Disc	5,999,820.00
10431	FAD	10,000,000.00	0.095	11/22/2013	05/29/2013	9,995,329.17	0.095	0.096	Federal Home Loan Discount	9,999,700.00
10440	FAD	5,400,000.00	0.090	11/25/2013	06/14/2013	5,397,786.00	0.090	0.091	Fed Home Ln Mtg Corp Disc	5,399,838.00
10459	FAD	3,000,000.00	0.050	11/26/2013	07/16/2013	2,999,445.83	0.050	0.050	Fed Natl Mtg Assoc Disc	2,999,910.00
10393	FAD	21,000,000.00	0.110	11/27/2013	04/15/2013	20,985,498.33	0.111	0.113	Fed Home Ln Mtg Corp Disc	20,999,370.00
10425	FAD	4,000,000.00	0.105	12/03/2013	05/20/2013	3,997,701.67	0.107	0.108	Fed Home Ln Mtg Corp Disc	3,999,840.00
10243	FAC	5,000,000.00	0.190	12/13/2013	12/13/2012	4,999,500.00	0.197	0.200	Federal Farm Credit Bank	5,001,100.00

INVESTMENT #	TYPE	FACE VALUE	STATED RATE	MATURITY DATE	PURCHASE DATE	BOOK VALUE	YTM 360 DAYS	YTM 365 DAYS	DESCRIPTION	MARKET VALUE
10465	FAD	9,000,000.00	0.060	12/13/2013	07/26/2013	8,997,900.00	0.060	0.060	Federal Home Loan Discount	8,999,640.00
10451	FAD	23,000,000.00	0.110	12/13/2013	06/27/2013	22,988,123.06	0.110	0.111	Fed Home Ln Mtg Corp Disc	22,999,080.00
10469	FAD	40,000,000.00	0.050	12/13/2013	07/30/2013	39,992,444.44	0.050	0.050	Fed Home Ln Mtg Corp Disc	39,998,400.00
10461	FAD	7,500,000.00	0.060	12/13/2013	07/18/2013	7,498,150.00	0.060	0.060	Fed Natl Mtg Assoc Disc	7,499,700.00
10501	MC1	1,700,000.00	3.500	12/13/2013	09/13/2013	1,700,000.00	3.490	3.538	Town of San Anselmo	1,700,000.00
10443	FAD	4,000,000.00	0.115	12/16/2013	06/19/2013	3,997,700.00	0.115	0.116	Fed Home Ln Mtg Corp Disc	3,999,840.00
10463	FAD	4,100,000.00	0.070	12/17/2013	07/24/2013	4,098,836.06	0.070	0.070	Fed Natl Mtg Assoc Disc	4,099,836.00
10251	FAC	5,000,000.00	0.190	12/19/2013	12/19/2012	4,999,870.00	0.189	0.192	Federal Farm Credit Bank	5,001,200.00
10253	MC1	197,000.00	3.500	12/19/2013	12/19/2012	197,000.00	3.452	3.500	Town of Ross	197,000.00
10444	FAD	8,000,000.00	0.080	12/20/2013	06/19/2013	7,996,728.89	0.081	0.082	Federal Home Loan Discount	7,999,680.00
10462	FAD	8,000,000.00	0.060	12/20/2013	07/19/2013	7,997,946.67	0.060	0.060	Fed Natl Mtg Assoc Disc	7,999,680.00
10468	FAD	6,600,000.00	0.070	12/23/2013	07/29/2013	6,598,113.50	0.070	0.070	Fed Natl Mtg Assoc Disc	6,599,670.00
10472	FAD	4,000,000.00	0.070	12/26/2013	07/31/2013	3,998,848.89	0.070	0.070	Fed Natl Mtg Assoc Disc	3,999,800.00
10473	FAD	4,500,000.00	0.070	12/27/2013	07/31/2013	4,498,696.25	0.070	0.070	Fed Natl Mtg Assoc Disc	4,499,775.00
10470	FAD	6,000,000.00	0.070	12/30/2013	07/30/2013	5,998,215.00	0.070	0.070	Fed Natl Mtg Assoc Disc	5,999,700.00
10471	FAD	5,500,000.00	0.070	12/31/2013	07/30/2013	5,498,353.06	0.070	0.070	Fed Natl Mtg Assoc Disc	5,499,725.00
10482	FAD	3,000,000.00	0.070	01/02/2014	08/15/2013	2,999,183.33	0.070	0.070	Fed Home Ln Mtg Corp Disc	2,999,850.00
10481	FAD	3,963,000.00	0.080	01/02/2014	08/15/2013	3,961,767.07	0.080	0.081	Fed Natl Mtg Assoc Disc	3,962,801.85
10474	FAD	9,400,000.00	0.070	01/03/2014	08/01/2013	9,397,166.94	0.070	0.070	Fed Natl Mtg Assoc Disc	9,399,530.00
10485	FAD	10,600,000.00	0.070	01/03/2014	08/21/2013	10,597,217.50	0.070	0.070	Fed Natl Mtg Assoc Disc	10,599,470.00
10477	FAD	3,300,000.00	0.070	01/07/2014	08/08/2013	3,299,024.67	0.070	0.070	Fed Natl Mtg Assoc Disc	3,299,835.00
10478	FAD	4,400,000.00	0.085	01/08/2014	08/09/2013	4,398,420.89	0.085	0.086	Federal Home Loan Discount	4,399,736.00
10486	FAD	6,000,000.00	0.050	01/09/2014	08/22/2013	5,998,833.33	0.050	0.050	Fed Natl Mtg Assoc Disc	5,999,640.00
10479	FAD	3,000,000.00	0.080	01/10/2014	08/12/2013	2,998,993.33	0.080	0.081	Fed Natl Mtg Assoc Disc	2,999,820.00
10487	FAD	3,700,000.00	0.050	01/13/2014	08/22/2013	3,699,260.00	0.050	0.050	Fed Natl Mtg Assoc Disc	3,699,778.00
10500	FAD	2,400,000.00	0.050	01/14/2014	09/12/2013	2,399,586.67	0.050	0.050	Fed Home Ln Mtg Corp Disc	2,399,856.00
10495	FAD	3,700,000.00	0.030	01/15/2014	09/05/2013	3,699,500.00	0.030	0.030	Fed Natl Mtg Assoc Disc	3,699,700.00

INVESTMENT #	TYPE	FACE VALUE	STATED RATE	MATURITY DATE	PURCHASE DATE	BOOK VALUE	YTM 360 DAYS	YTM 365 DAYS	DESCRIPTION	MARKET VALUE
10498	FAD	2,300,000.00	0.020	01/16/2014	09/11/2013	2,299,837.72	0.020	0.020	Federal Home Loan Discount	2,299,862.00
10511	FAD	11,400,000.00	0.010	01/17/2014	09/27/2013	11,399,645.33	0.010	0.010	Federal Home Loan Discount	11,399,316.00
10483	FAD	5,900,000.00	0.085	01/21/2014	08/16/2013	5,897,798.97	0.085	0.086	Fed Home Ln Mtg Corp Disc	5,899,646.00
10476	FAD	3,734,000.00	0.090	01/22/2014	08/07/2013	3,732,431.72	0.090	0.091	Fed Natl Mtg Assoc Disc	3,733,775.96
10497	FAD	3,500,000.00	0.030	01/23/2014	09/06/2013	3,499,594.58	0.030	0.030	Federal Home Loan Discount	3,499,790.00
10503	FAD	1,000,000.00	0.020	01/27/2014	09/16/2013	999,926.11	0.020	0.020	Federal Home Loan Discount	999,930.00
10502	FAD	1,300,000.00	0.040	01/27/2014	09/16/2013	1,299,807.89	0.040	0.040	Fed Natl Mtg Assoc Disc	1,299,909.00
10504	FAD	1,000,000.00	0.045	01/27/2014	09/16/2013	999,833.75	0.045	0.045	Fed Natl Mtg Assoc Disc	999,930.00
10505	FAD	4,600,000.00	0.020	01/28/2014	09/17/2013	4,599,660.11	0.020	0.020	Fed Natl Mtg Assoc Disc	4,599,678.00
10509	FAD	3,500,000.00	0.034	02/07/2014	09/20/2013	3,499,537.22	0.034	0.034	Federal Home Loan Discount	3,499,615.00
10507	FAD	3,000,000.00	0.000	02/24/2014	09/19/2013	2,999,473.33	0.040	0.040	Fed Home Ln Mtg Corp Disc	2,999,640.00
10508	FAD	2,055,000.00	0.040	02/24/2014	09/20/2013	2,054,641.52	0.040	0.040	Fed Home Ln Mtg Corp Disc	2,054,753.40
10353	FAC	5,000,000.00	0.170	03/27/2014	03/27/2013	4,999,400.00	0.179	0.182	Federal Home Loan Bank	5,002,000.00
10467	FAC	5,000,000.00	0.200	07/29/2014	07/29/2013	5,000,000.00	0.197	0.200	Federal Home Loan Bank	5,001,700.00
10254	MC1	189,000.00	3.500	12/19/2014	12/19/2012	189,000.00	3.452	3.500	Town of Ross	189,000.00
10260	FAC	5,000,000.00	0.320	12/26/2014	12/26/2012	4,999,500.00	0.320	0.325	Federal Home Loan Bank	5,000,800.00
10282	FAC	5,000,000.00	0.320	01/23/2015	01/23/2013	4,999,750.00	0.318	0.322	Federal Home Loan Bank	5,000,650.00
10299	FAC	5,000,000.00	0.350	02/20/2015	02/20/2013	5,000,000.00	0.345	0.350	Federal Home Loan Bank	5,000,500.00
10404	FAC	5,000,000.00	0.320	04/29/2015	04/29/2013	4,999,750.00	0.318	0.322	Fed Home Ln Mtg Corp	4,999,750.00
10259	FAC	5,000,000.00	0.400	06/24/2015	12/24/2012	5,000,000.00	0.394	0.400	Fed Natl Mtg Assoc	5,001,900.00
10348	FAC	5,000,000.00	0.350	06/26/2015	03/26/2013	5,000,000.00	0.345	0.350	Fed Natl Mtg Assoc	5,000,300.00
10399	FAC	5,000,000.00	0.375	07/17/2015	04/17/2013	5,000,000.00	0.369	0.375	Federal Home Loan Bank	4,998,400.00
10286	FAC	5,000,000.00	0.400	07/30/2015	01/30/2013	4,999,500.00	0.398	0.404	Fed Natl Mtg Assoc	4,996,500.00
10326	FAC	5,000,000.00	0.500	09/14/2015	03/14/2013	5,000,000.00	0.493	0.500	Fed Home Ln Mtg Corp	5,003,800.00
10333	FAC	5,000,000.00	0.420	09/18/2015	03/18/2013	5,000,000.00	0.414	0.420	Fed Home Ln Mtg Corp	4,998,050.00
10442	FAC	5,000,000.00	0.400	12/18/2015	06/18/2013	5,000,000.00	0.394	0.400	Fed Natl Mtg Assoc	4,989,650.00
10255	MC1	184,000.00	3.500	12/19/2015	12/19/2012	184,000.00	3.452	3.500	Town of Ross	184,000.00

INVESTMENT #	TYPE	FACE VALUE	STATED RATE	MATURITY DATE	PURCHASE DATE	BOOK VALUE	YTM 360 DAYS	YTM 365 DAYS	DESCRIPTION	MARKET VALUE
10293	FAC	5,000,000.00	0.550	02/12/2016	02/12/2013	4,998,500.00	0.552	0.560	Fed Natl Mtg Assoc	4,992,150.00
10488	FAC	5,000,000.00	0.625	02/26/2016	08/26/2013	4,996,250.00	0.646	0.655	Fed Natl Mtg Assoc	5,000,500.00
10318	FAC	5,000,000.00	0.625	03/11/2016	03/11/2013	5,000,000.00	0.616	0.625	Fed Natl Mtg Assoc	4,996,600.00
10306	FAC	5,000,000.00	0.650	03/28/2016	02/28/2013	5,000,000.00	0.624	0.632	Fed Natl Mtg Assoc	4,993,100.00
10432	FAC	5,000,000.00	0.520	05/27/2016	05/30/2013	5,000,000.00	0.512	0.520	Fed Natl Mtg Assoc	4,979,600.00
10434	FAC	5,000,000.00	0.550	06/03/2016	06/03/2013	5,000,000.00	0.542	0.550	Federal Home Loan Bank	4,976,900.00
10441	FAC	5,000,000.00	0.600	06/17/2016	06/17/2013	5,000,000.00	0.591	0.600	Federal Home Loan Bank	4,977,650.00
10445	FAC	5,000,000.00	0.570	06/20/2016	06/20/2013	5,000,000.00	0.562	0.570	Fed Home Ln Mtg Corp	4,984,850.00
10448	FAC	5,000,000.00	0.750	06/24/2016	06/25/2013	5,000,000.00	0.739	0.750	Federal Home Loan Bank	4,998,150.00
10450	FAC	5,000,000.00	0.800	06/24/2016	06/27/2013	5,000,000.00	0.789	0.800	Federal Home Loan Bank	4,984,200.00
10453	FAC	5,000,000.00	0.820	07/08/2016	07/08/2013	5,000,000.00	0.808	0.820	Fed Natl Mtg Assoc	5,005,950.00
10464	FAC	5,000,000.00	1.000	07/25/2016	07/25/2013	5,000,000.00	0.986	1.000	Fed Home Ln Mtg Corp	5,002,650.00
10466	FAC	5,000,000.00	1.000	07/29/2016	07/29/2013	5,000,000.00	0.986	1.000	Fed Natl Mtg Assoc	5,009,500.00
10484	FAC	5,000,000.00	0.900	08/19/2016	08/19/2013	5,000,000.00	0.887	0.900	Fed Natl Mtg Assoc	5,007,300.00
10496	FAC	5,000,000.00	1.000	09/06/2016	09/06/2013	5,000,000.00	0.986	1.000	Fed Natl Mtg Assoc	5,008,750.00
10499	FAC	5,000,000.00	1.150	09/12/2016	09/12/2013	5,000,000.00	1.134	1.150	Fed Natl Mtg Assoc	5,015,200.00
10506	FAC	5,000,000.00	1.100	09/19/2016	09/19/2013	5,000,000.00	1.084	1.100	Fed Natl Mtg Assoc	5,016,100.00
10510	FAC	5,000,000.00	0.500	09/26/2016	09/26/2013	4,998,750.00	1.235	1.252	Federal Home Loan Bank	5,005,250.00
10256	MC1	178,000.00	3.560	12/19/2016	12/19/2012	178,000.00	3.511	3.560	Town of Ross	178,000.00
10257	MC1	172,777.00	3.648	12/19/2017	12/19/2012	172,777.00	3.598	3.648	Town of Ross	172,777.00
		<b>669,708,127.33</b>			<b>669,533,360.95</b>					<b>669,644,383.46</b>
AMORTIZATION & ACCRETION OF PREMIUMS & DISCOUNTS						<b>432.84</b>			ACCRUED INTEREST DISCOUNT INVESTMENTS	
		<b>669,708,127.33</b>			<b>669,533,793.79</b>					<b>669,644,383.46</b>



TREASURER DIVISION - DEPARTMENT OF FINANCE  
PORTFOLIO SUMMARY REPORT - OPERATING FUNDS  
COUNTY OF MARIN, SCHOOLS & SPECIAL DISTRICTS  
September 30, 2013

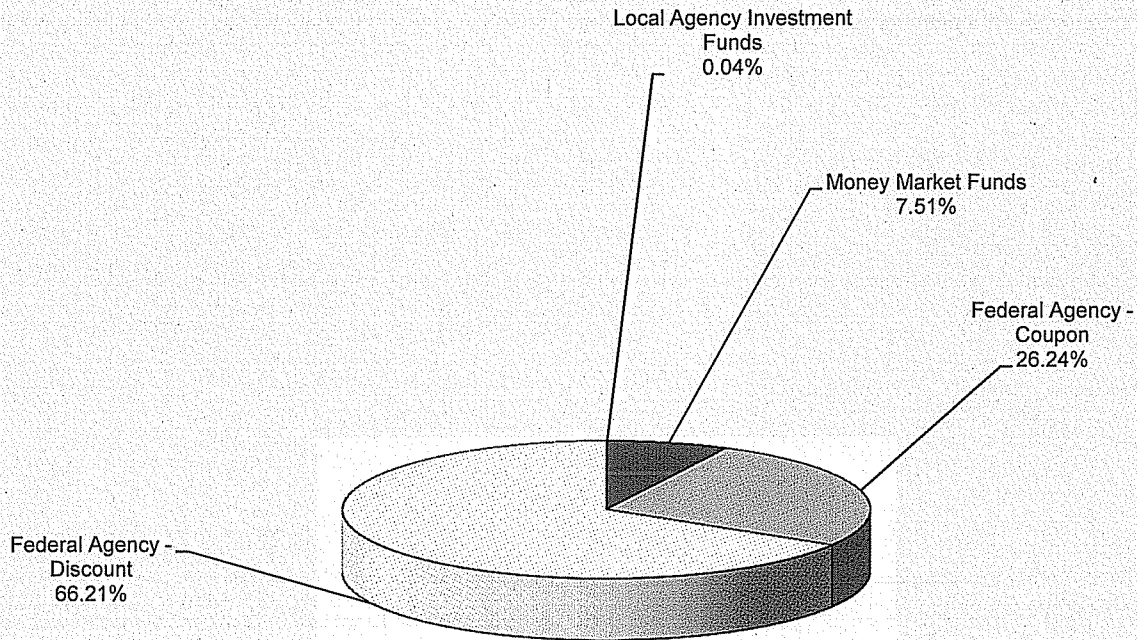
DESCRIPTION	ENDING BALANCE September 30, 2013	AVERAGE BALANCE September 30, 2013	WEIGHTED AVERAGE DAYS TO MATURITY	ANNUALIZED YIELD September 30, 2013	YIELD September 30, 2013
LOCAL AGENCY INVESTMENT FUNDS	\$235,808.23	\$235,808.23	1	0.257	0.257
MONEY MARKET FUNDS	\$50,103,542.10	\$32,623,542.10	1	0.010	0.010
FEDERAL AGENCY ISSUES - COUPON	\$174,990,020.00	\$167,826,640.21	726	0.548	0.569
FEDERAL AGENCY ISSUES - DISCOUNT	\$441,583,213.62	\$486,603,145.12	62	0.086	0.081
TREASURY SECURITIES - COUPON					
TREASURY SECURITIES - DISCOUNT					
MISC SECURITIES - COUPON	\$2,620,777.00	\$1,940,777.00	323	3.534	3.539
TOTALS & AVERAGES	\$669,533,360.95	\$689,229,912.66	232	0.204%	0.217%

The Local Agency Investment Funds is an open ended account and is not included in the total weighted days to maturity.

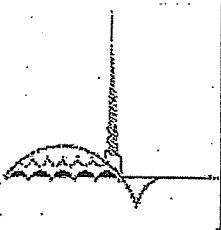
**Treasurer Division - Department of Finance  
 Portfolio Yield Report - Operating Funds  
 County of Marin, Schools & Special Districts  
 September 30, 2013**

INVESTMENT HOLDINGS	BOOK VALUE	9/30/13
Local Agency Investment Funds	\$235,808.23	0.257%
Money Market Funds	\$50,103,542.10	0.010%
Federal Agency - Coupon	\$174,990,020.00	0.569%
Federal Agency - Discount	\$441,583,213.62	0.081%
Misc.- Coupon	\$2,620,777.00	3.539%
<b>TOTAL</b>	<b>\$669,533,360.95</b>	<b>0.217%</b>

**PORTFOLIO ALLOCATION**







TREASURER DIVISION - DEPARTMENT OF FINANCE

REPORT OF INVESTMENTS - NON-OPERATING FUNDS

CHILDREN & FAMILIES COMMISSION

September 30, 2013

Page 1

INVESTMENT #	TYPE	FACE VALUE	MATURITY DATE	PURCHASE DATE	BOOK VALUE	YTM 360 DAYS	YTM 365 DAYS	DESCRIPTION	MARKET VALUE
101	LA2	97,943.80	//	//	97,943.80	0.253	0.257	LOCAL AGENCY INVESTMENT FUND	97,943.80
		97,943.80			97,943.80				97,943.80

TREASURER DIVISION - DEPARTMENT OF FINANCE

REPORT OF INVESTMENTS - NON-OPERATING FUNDS

SAN RAFAEL SCHOOLS

September 30, 2013

Page 1

INVESTMENT #	TYPE	FACE VALUE	MATURITY DATE	PURCHASE DATE	BOOK VALUE	YTM 360 DAYS	YTM 365 DAYS	DESCRIPTION	MARKET VALUE
687	LA1	0.00	//	//	0.00	5.181	5.253	LOCAL AGENCY INVESTMENT FUND	0.00
746	LA1	424,260.28	//	//	424,260.28	0.253	0.257	LOCAL AGENCY INVESTMENT FUND	424,260.28
		<b>424,260.28</b>			<b>424,260.28</b>				<b>424,260.28</b>
AMORTIZATION & ACCRETION OF PREMIUMS & DISCOUNTS					-0-				
		<b>424,260.28</b>			<b>424,260.28</b>				<b>424,260.28</b>